

[54] MAILBOX INDICATOR  
[75] Inventor: Harold E. Voetsch, Indianapolis, Ind.  
[73] Assignee: Gillan and Voetsch

Primary Examiner—Susie J. Mercer  
Attorney, Agent, or Firm—Harold R. Woodard

[\*\*] Term: 14 Years

[57] CLAIM

The ornamental design for a mailbox indicator, as shown and described.

[21] Appl. No.: 606,851

DESCRIPTION

[22] Filed: Aug. 22, 1975

[51] Int. Cl. .... D10-06

[52] U.S. Cl. .... D10/109

[58] Field of Search ..... D10/109; 232/1 C, 34;  
116/114, 132 R, 134, 136.5

FIG. 1 is a front elevational view of a mailbox indicator showing my new design.

FIG. 2 is a bottom view thereof.

FIG. 3 is a rear elevational view thereof.

FIG. 4 is a left-hand end view thereof.

FIG. 5 is a right-hand end view thereof.

FIG. 6 is a section therethrough taken at line 6-6 and viewed in the direction of the arrows.

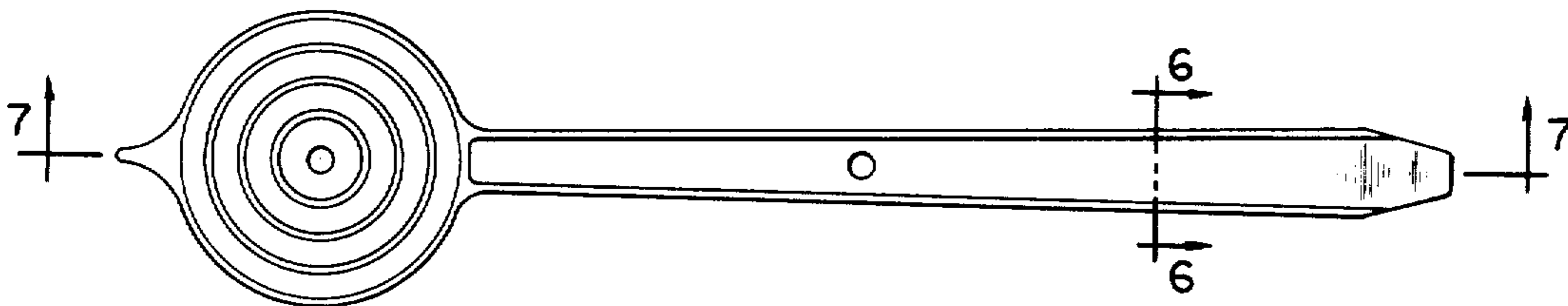
FIG. 7 is a section therethrough taken at line 7-7 in FIG. 1 and viewed in the direction of the arrows.

The appearance of the mailbox indicator from the top is a mirror image of its appearance as shown in FIG. 2.

[56] References Cited

U.S. PATENT DOCUMENTS

2,654,534	10/1953	Van Meter	232/34
3,490,411	1/1970	Poindexter	232/34
3,589,329	6/1971	Schuh	116/132 R



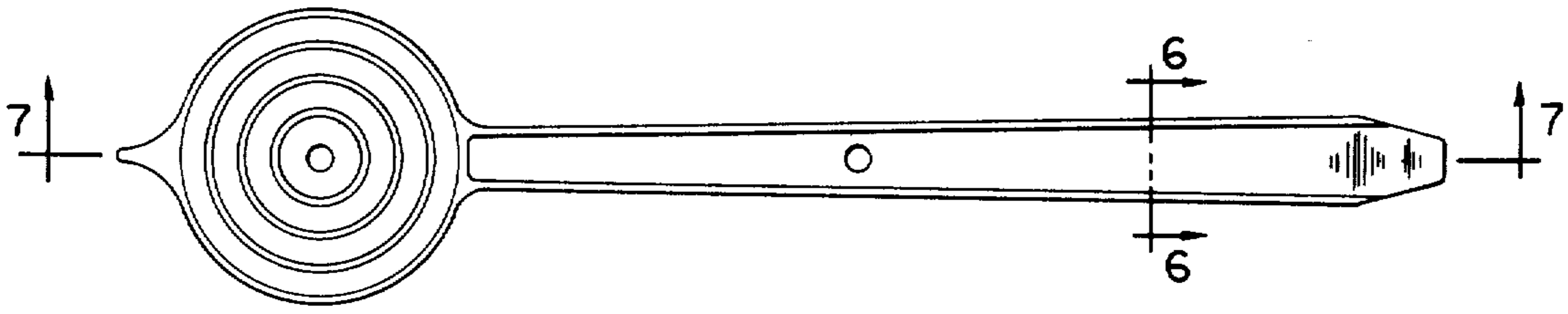


Fig. 1

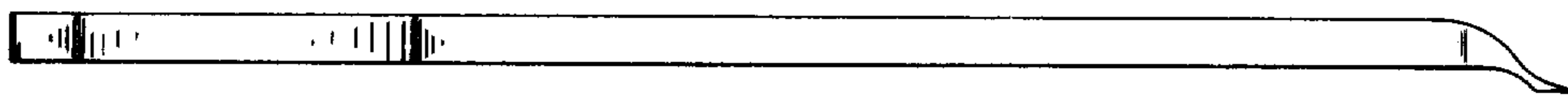


Fig. 2

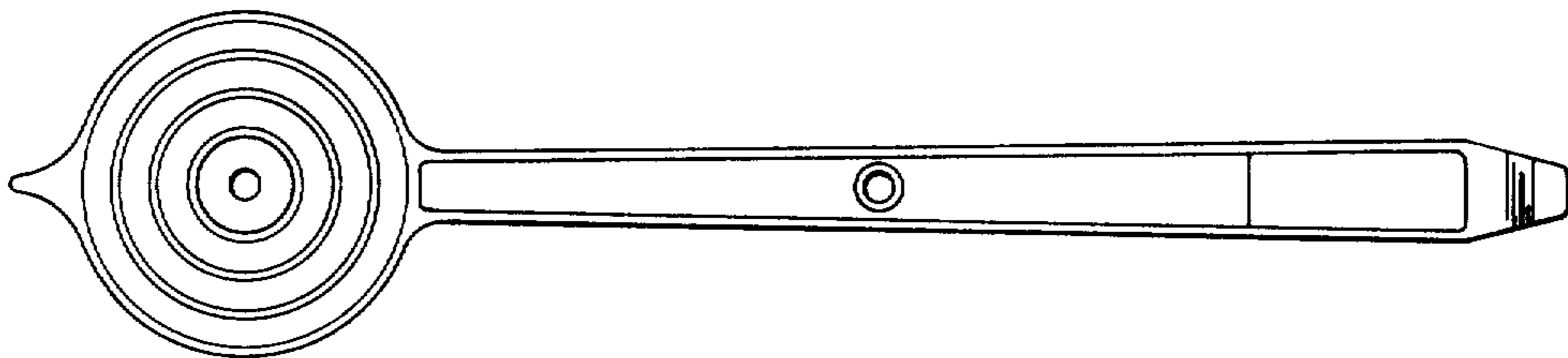


Fig. 3




Fig. 6



Fig. 4



Fig. 5



Fig. 7