

[54] COMBINED TAPE MEASURE AND KEY-CHAIN

[75] Inventor: Laird Fortune Covey, Easton, Conn.

[73] Assignee: The Stanley Works, New Britain, Conn.

[**] Term: 14 Years

[21] Appl. No.: 593,312

[22] Filed: July 7, 1975

[51] Int. Cl. D10-04

[52] U.S. Cl. D10/72

[58] Field of Search D10/72-73;
D29/6 A; 33/138, 137, 139; 242/84.8; D87/8,
8.1, 8.2, 8.3, 8.4

[56] References Cited

U.S. PATENT DOCUMENTS

D. 162,443	3/1951	Parenti	D87/8
D. 203,672	2/1966	Evans	D87/8
D. 212,168	9/1968	Bennett	D87/8.3

OTHER PUBLICATIONS

World Book Encyclopedia, 1970—L—vol. 11—p. 210—"Liberty Bell."

Industrial Design—Dec. 1963—p. 67—Tape Measure.

European Jeweler i.e. "D.G.Z."—Oct. 1965—p. 1047—Key Chain Top Left.

Primary Examiner—Nelson C. Holtje

Attorney, Agent, or Firm—John M. Prutzman

[57] CLAIM

The ornamental design for combined tape measure and keychain, as shown and described.

DESCRIPTION

FIG. 1 is a front elevational view of a combined tape measure and keychain showing my new design;

FIG. 2 is a bottom plan view thereof, the top being substantially similar thereto;

FIG. 3 is a rear elevational view thereof, the key ring and chain shown broken away for ease of illustration;

FIG. 4 is a left side elevational view thereof, the key ring and chain shown broken away for ease of illustration;

FIG. 5 is a right side elevational view thereof, the key ring and chain shown broken away for ease of illustration.



FIG. 1

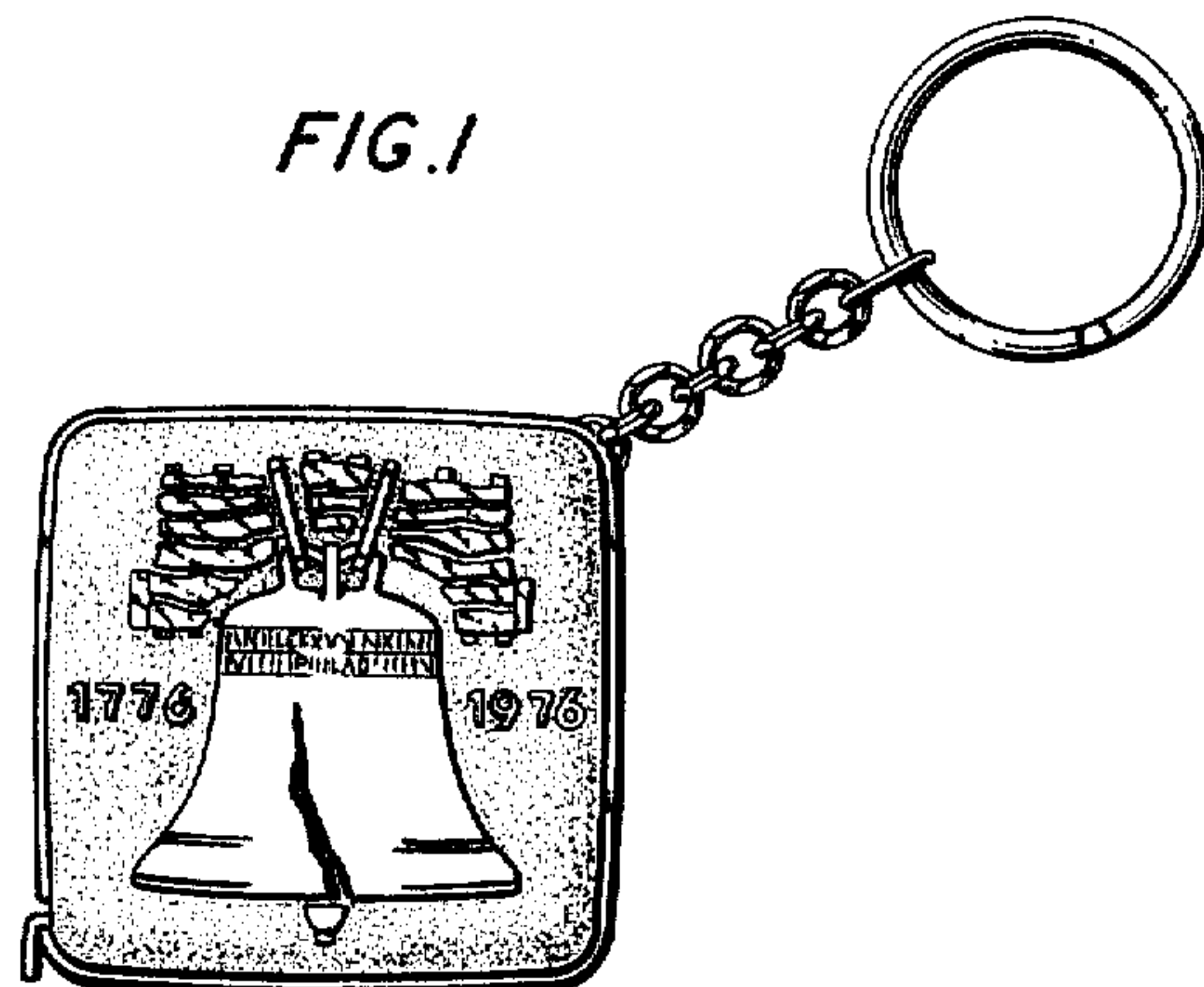


FIG. 2


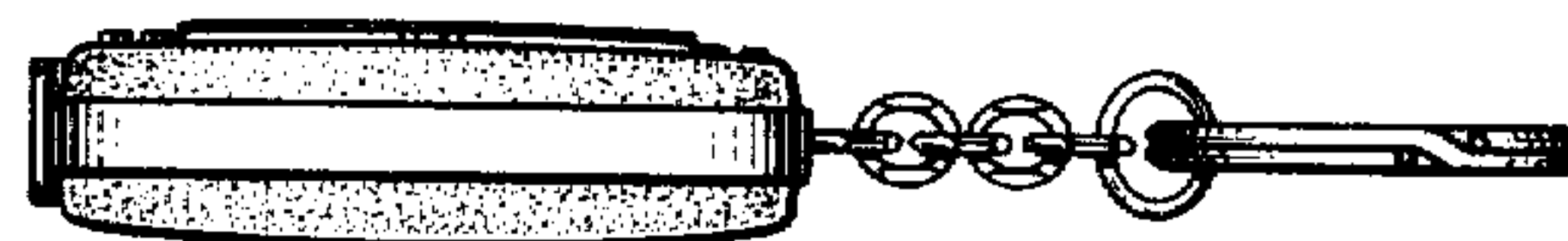


FIG. 5




FIG. 3



FIG. 4