

- [54] **KITCHEN RANGE**
- [75] Inventor: **Wallace A. Monson**, Big Lake, Minn.
- [73] Assignee: **Litton Systems, Inc.**, Minneapolis, Minn.
- [\*\*] Term: **14 Years**
- [21] Appl. No.: **591,299**
- [22] Filed: **June 30, 1975**
- [51] Int. Cl. .... **D7-05**
- [52] U.S. Cl. .... **D7/118**
- [58] Field of Search ..... **D7/126-136,**  
**D7/111-120; 312/236; 219/10.55, 391-394;**  
**126/1 R, 21 R, 21 A, 190-200, 273 R, 19 R**

D. 230,124 1/1974 Ludvigsen ..... D7/135

**OTHER PUBLICATIONS**

Modern Maid Inc., "Clean-A-Matic" Brochure. Merchandizing Week, Nov. 26, 1973, p. 10—Litton Range Model No. 955.

*Primary Examiner*—Wallace R. Burke  
*Assistant Examiner*—Catherine Kemper  
*Attorney, Agent, or Firm*—Robert E. Lowe

[56] **References Cited**  
**U.S. PATENT DOCUMENTS**

3,402,281	9/1968	Vonderhaar .....	219/391 X
3,422,809	1/1969	Perry .....	126/21 A
3,739,146	6/1973	Gilliom .....	219/393
D. 212,983	12/1968	Herr et al. ....	D7/118

[57] **CLAIM**

The ornamental design for a kitchen range, as shown and described.

**DESCRIPTION**

FIG. 1 is a perspective view of a kitchen range showing my new design; and  
 FIG. 2 is a top plan view thereof; and  
 FIG. 3 is a front view in elevation of the kitchen range shown in FIG. 1.  
 The rear and bottom walls of the range are substantially plain and unornamented. The side of the device which is not shown is a mirror image of the side disclosed in FIG. 1.




Fig. 1




Fig. 2




Fig. 3

