

[54] **COMBINED BRUSH AND SPONGE**  
 [75] Inventor: **Jack W. Kaufman**, Merrick, N.Y.  
 [73] Assignee: **Bio-Med Plastics, Inc.**, Merrick, N.Y.  
 [\*\*] Term: **14 Years**  
 [21] Appl. No.: **594,307**  
 [22] Filed: **July 9, 1975**  
 [51] Int. Cl. .... **D4-02**  
 [52] U.S. Cl. .... **D4/17**  
 [58] **Field of Search** ..... D4/1-36;  
 D7/178-185; D86/13, 14; D83/1 R, 1 S, 1 T;  
 401/28, 291, 268; 15/105, 106, 107, 110, 114,  
 116 A, 118, 159 R, 159 A, 160, 167 R, 167 A,  
 167 B, 186, 187, 188, 208, 209 R, 210 R, 244  
 R, 244 A, 244 B, 244 C, 244 CH

[56] **References Cited**  
**U.S. PATENT DOCUMENTS**  
 3,447,181 6/1969 Coker et al. .... 15/114 X  
 D. 211,315 6/1968 Kaufman ..... D4/6  
 D. 211,851 8/1968 Ballard ..... D4/17

D. 236,564 9/1975 Kaufman ..... D4/17

*Primary Examiner*—Alan P. Douglas  
*Assistant Examiner*—Catherine Kemper  
*Attorney, Agent, or Firm*—Burton L. Lilling

[57] **CLAIM**

The ornamental design for a combined brush and sponge, substantially as shown and described.

**DESCRIPTION**

FIG. 1 is a perspective view of a combined brush and sponge shown with the sponge portion, partly broken away, to complete the disclosure;  
 FIG. 2 is a side elevational view thereof;  
 FIG. 3 is an end-elevational view thereof;  
 FIG. 4 is a bottom plan view thereof, shown in fragmentary form for convenience of illustration; and  
 FIG. 5 is a sectional view taken along the line 5—5 of FIG. 3.  
 The rows of bristles are continuous along the line indicated in FIG. 2 and are shown fragmentarily for convenience of illustration.

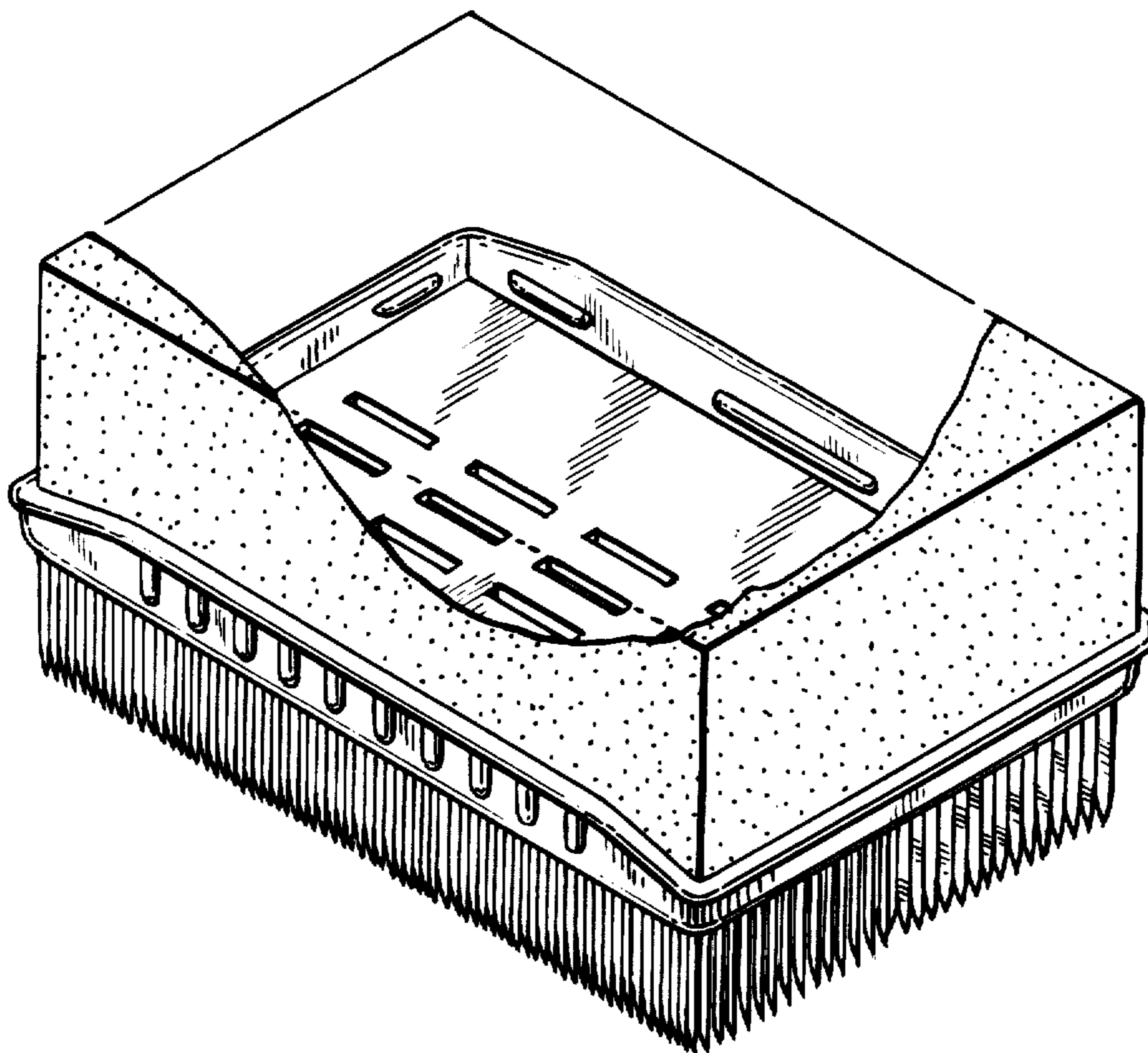


FIG. 1

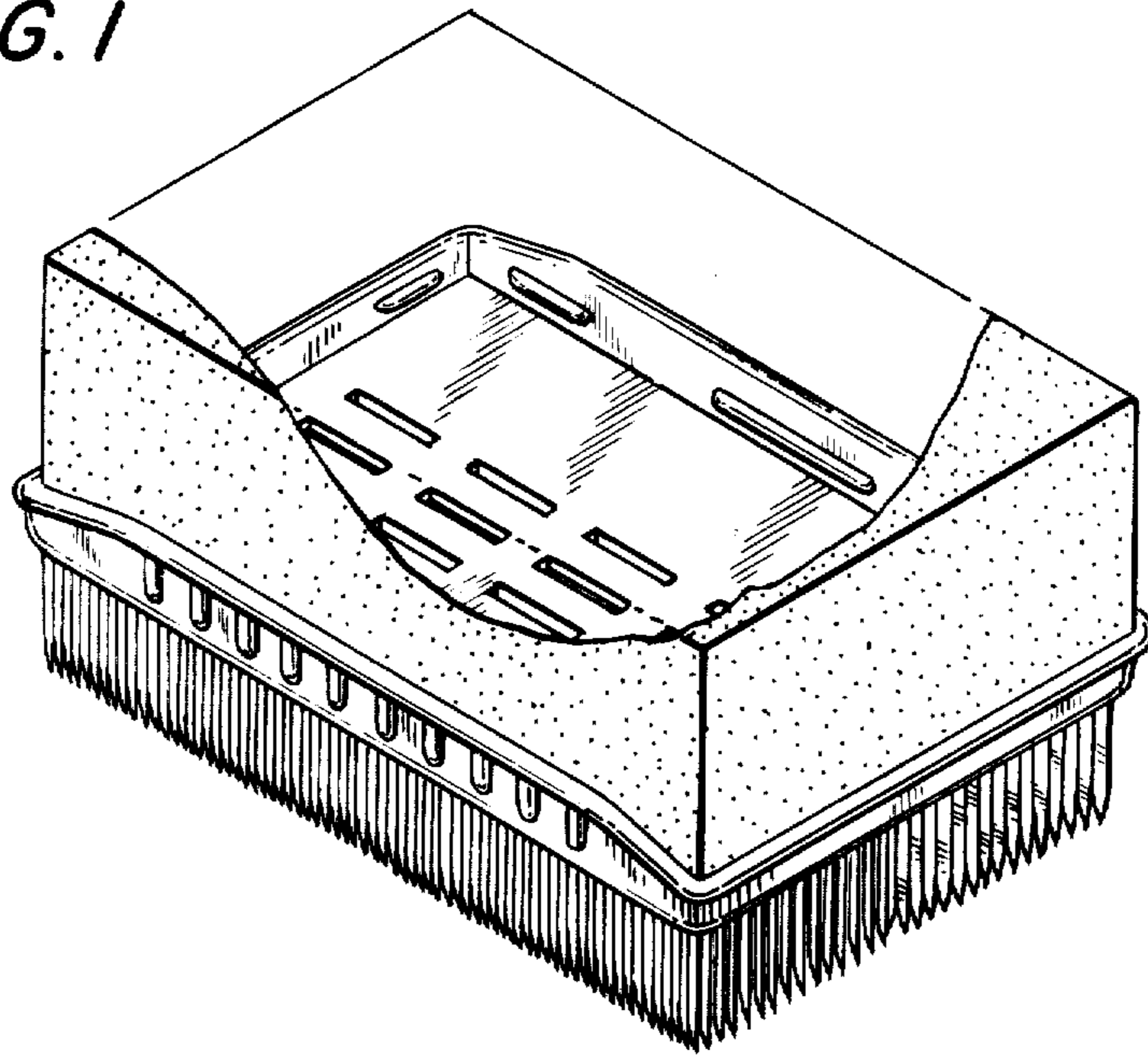


FIG. 2

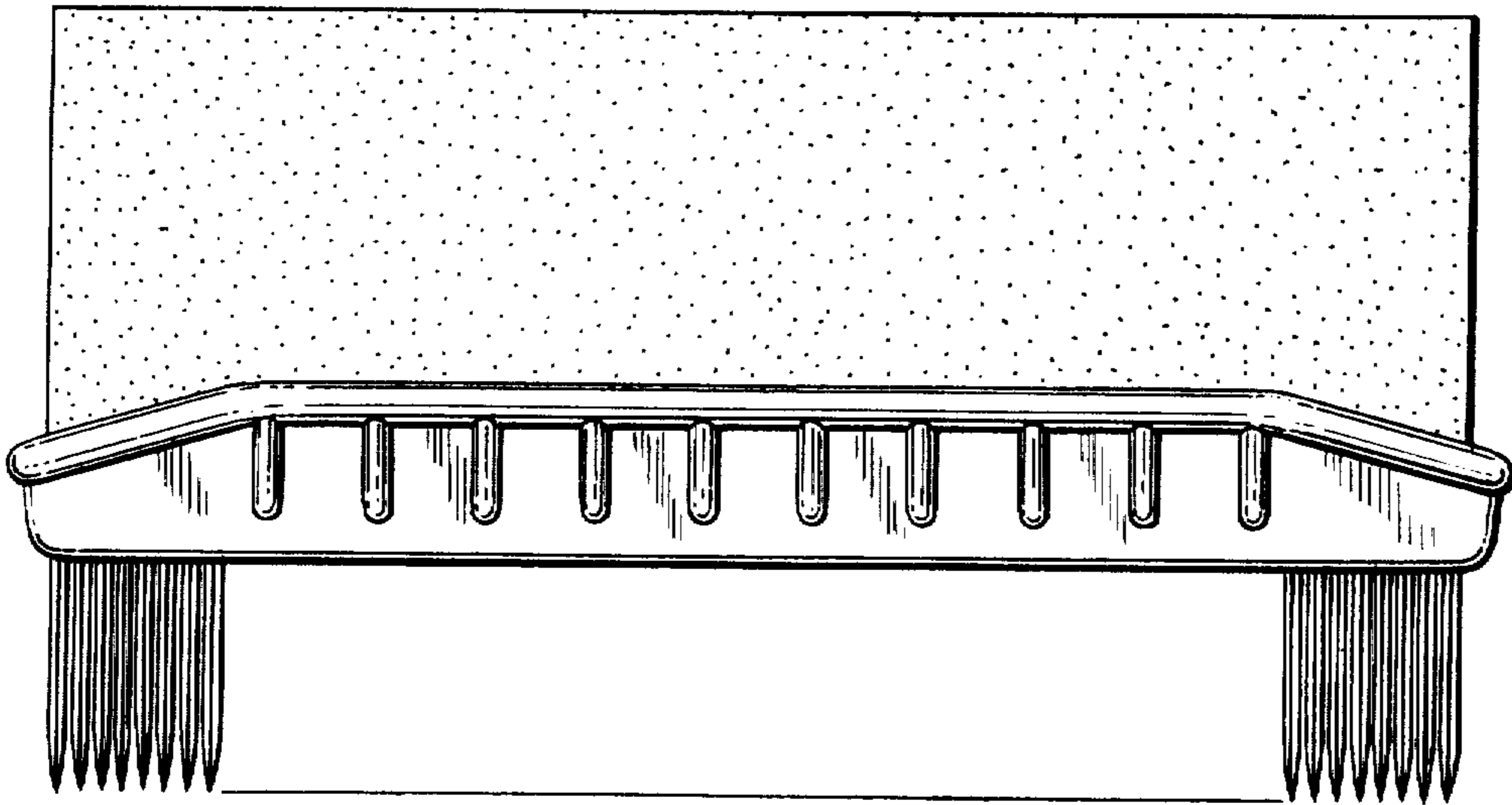


FIG. 3

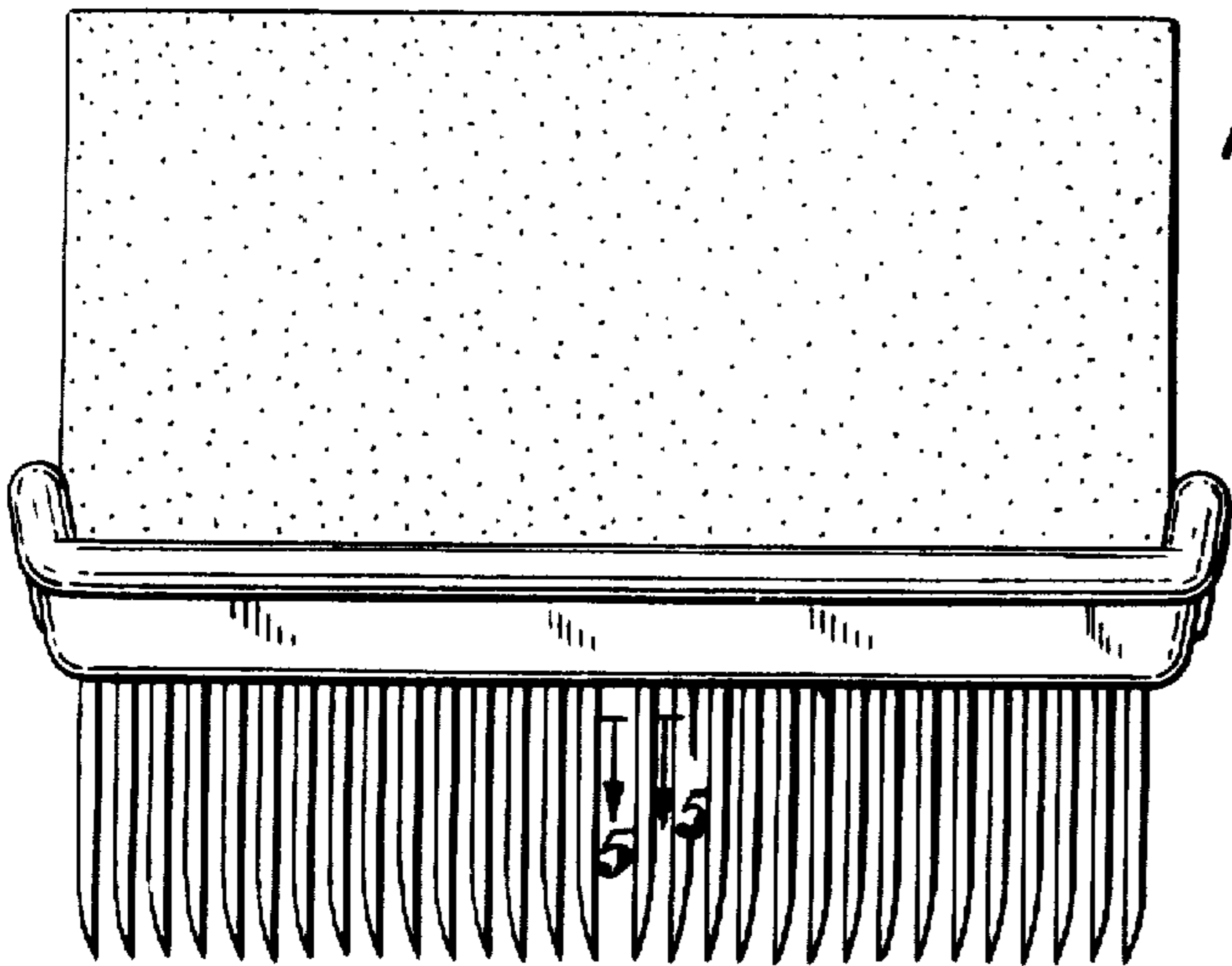


FIG. 5



FIG. 4

