US0D1136856S

(12) United States Design Patent

Dovel

(10) Patent No.: US D1,136,856 S
(45) Date of Patent: ** Jul. 28, 2026

(54) **KNIFE SHARPENER**

(71) Applicant: **Darex, LLC**, Ashland, OR (US)

(72) Inventor: **Jacob D. Dovel**, Ashland, OR (US)

(73) Assignee: **Darex, LLC**, Ashland, OR (US)

(**) Term: **15 Years**

(21) Appl. No.: **29/950,380**

(22) Filed: **Jul. 2, 2024**

(51) **LOC (15) Cl.** **08-05**

(52) **U.S. Cl.**
USPC **D8/93**

(58) **Field of Classification Search**
USPC D23/93, 14, 63, 90, 91, 92
CPC B24B 3/36; B24B 3/00; B24B 3/48; B24B 3/50; B24B 3/54; B24D 15/08; B24D 15/081; B24D 15/00
See application file for complete search history.

(56) **References Cited**

U.S. PATENT DOCUMENTS

3,942,394	A		3/1976	Juranitch	
4,259,815	A		4/1981	Kuban	
D372,182	S	*	7/1996	Hancock	D8/93
D375,241	S	*	11/1996	Pigott	D8/93
D421,706	S	*	3/2000	Lion	D8/93
D465,985	S	*	11/2002	Watson	D8/93
D481,283	S	*	10/2003	Watson	D8/93
D493,684	S	*	8/2004	Smith	D8/90
D731,278	S		6/2015	Cavanaugh	
D772,674	S	*	11/2016	Johnson	D8/93
D804,272	S	*	12/2017	Chalfant	D8/93
D811,846	S	*	3/2018	Johnson	D8/93
D814,263	S	*	4/2018	Johnson	D8/93
D816,455	S	*	5/2018	Fire	D8/93
D854,392	S		7/2019	Watson et al.	
D911,142	S		2/2021	Baker et al.	
11,267,103	B2		3/2022	Baker et al.	
D1,030,438	S	*	6/2024	Huang	D8/93
D1,071,690	S	*	4/2025	Baig	D8/93

OTHER PUBLICATIONS

Cold Steel Double Sided Folding Knife Sharpener https://www.coldsteel.com/double-sided-folding-knife-sharpener/ downloaded from the internet Mar. 13, 2026 (Year: 2026).*

* cited by examiner

Primary Examiner — David G Muller
(74) *Attorney, Agent, or Firm* — Workman Nydegger

(57) **CLAIM**

The ornamental design for a knife sharpener, as shown and described.

DESCRIPTION

FIG. **1** is a perspective view of a knife sharpener showing the new design.

FIG. **2** is a front elevational view of the knife sharpener of FIG. **1**.

FIG. **3** is a rear elevational view of the knife sharpener of FIG. **1**.

FIG. **4** is a top plan view of the knife sharpener of FIG. **1**.

FIG. **5** is a bottom plan view of the knife sharpener of FIG. **1**.

FIG. **6** is a right elevational view of the knife sharpener of FIG. **1**; and,

FIG. **7** is a left elevational view of the knife sharpener of FIG. **1**.

The dash-dot-dash broken lines in the drawings define boundaries of the claim and form no part thereof. The dash-dash broken lines in the drawings depict portions of the knife sharpener that form no part of the claimed design.

1 Claim, 5 Drawing Sheets

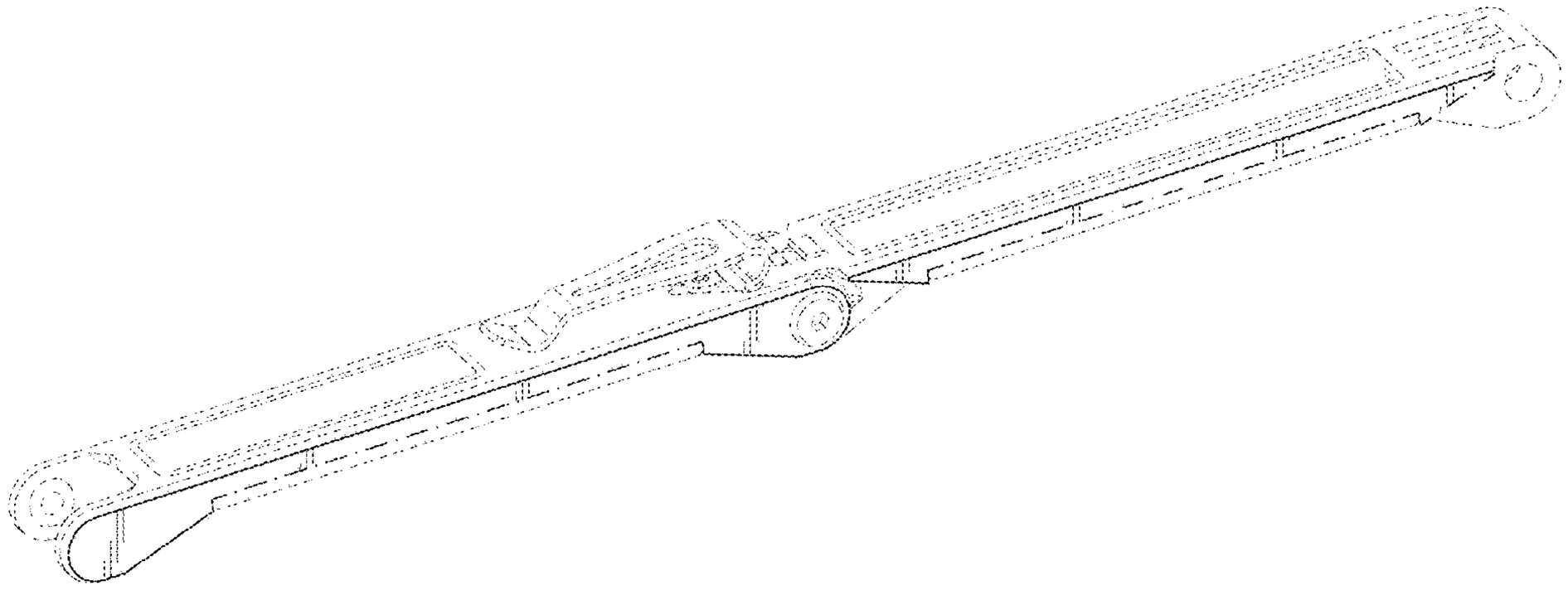

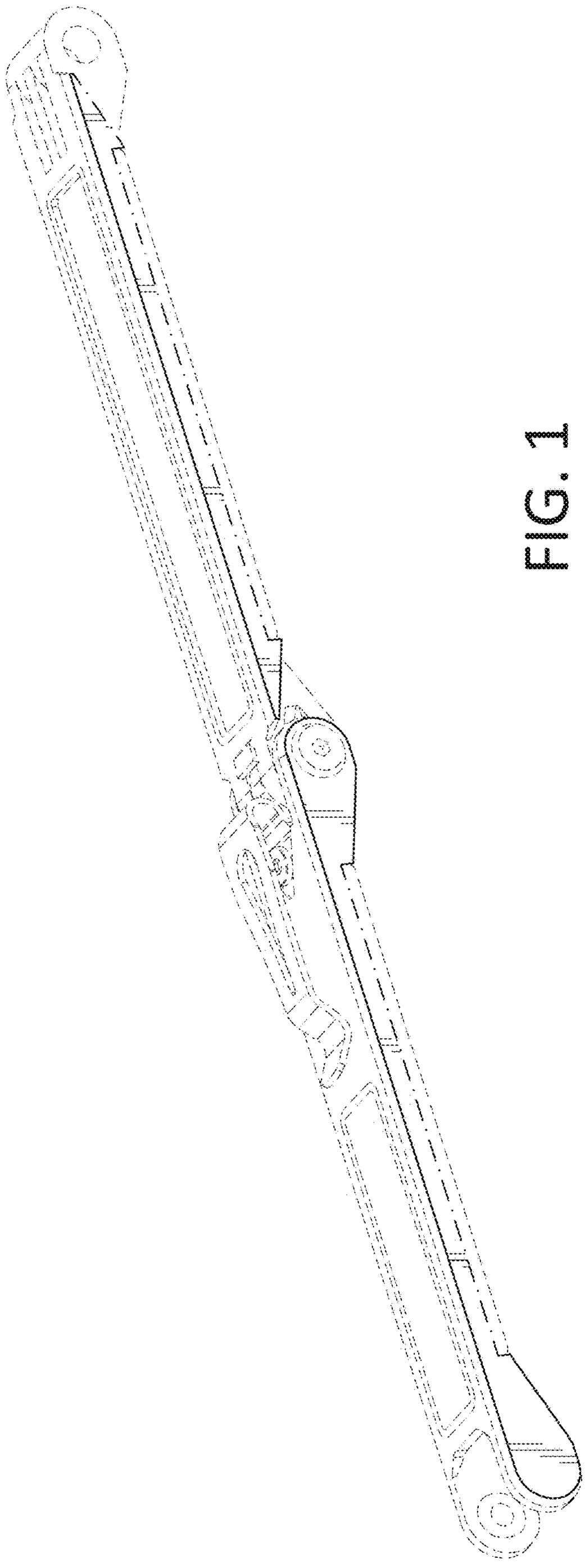

FIG. 1

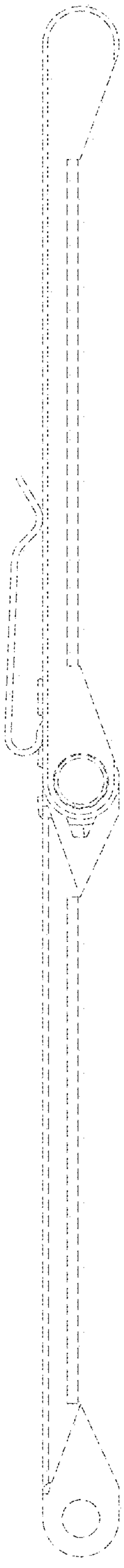

FIG. 2

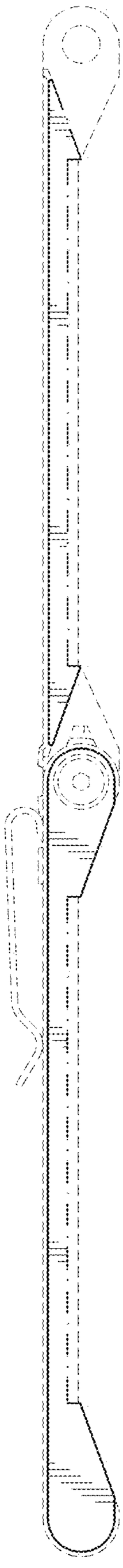

FIG. 3

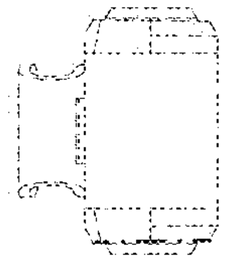

FIG. 5

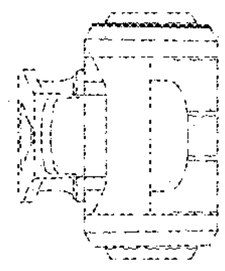

FIG. 4

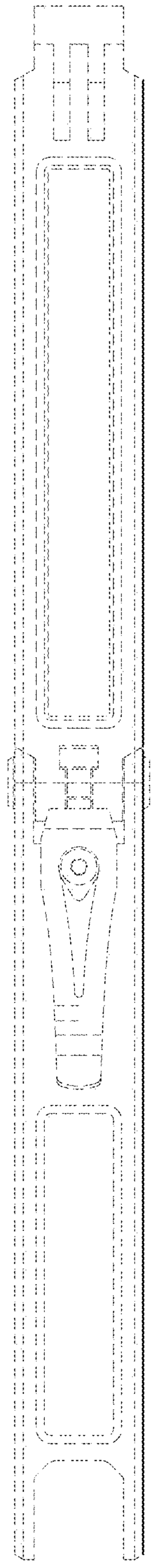

FIG. 6

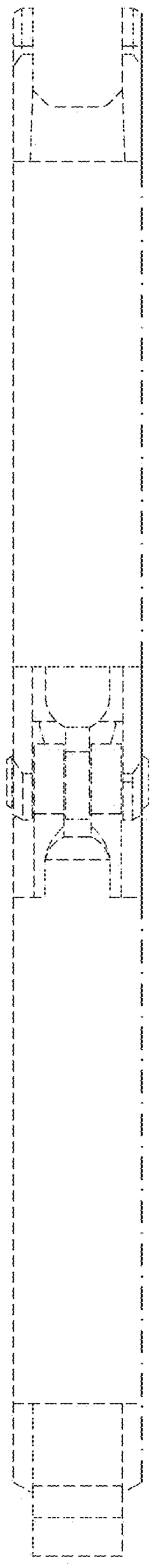

FIG. 7