US0D1136852S

(12) United States Design Patent

Gassner

(10) Patent No.: US D1,136,852 S
(45) Date of Patent: ** Jul. 28, 2026

(54) **KITCHEN SCISSORS**

(71) Applicant: **OTOTO Design Ltd**, Tel Aviv (IL)

(72) Inventor: **Daniel Gassner**, Givatayim (IL)

(73) Assignee: **OTOTO Design Ltd**, Tel Aviv (IL)

(**) Term: **15 Years**

(21) Appl. No.: **29/958,640**

(22) Filed: **Aug. 21, 2024**

(51) **LOC (15) Cl.** **08-03**

(52) **U.S. Cl.**
USPC **D8/53**

(58) **Field of Classification Search**
USPC D8/52–58; D7/693
CPC B26B 13/20; B25G 1/102
See application file for complete search history.

(56) **References Cited**

U.S. PATENT DOCUMENTS

D40,316	S	*	10/1909	Schedler	30/254
D246,223	S	*	11/1977	Hayashi	D8/57
D404,624	S	*	1/1999	Chang	D8/57
D429,982	S	*	8/2000	Kamrath	D8/57
D437,197	S	*	2/2001	Ohno	D8/57
D522,331	S	*	6/2006	Peterson	D8/57
D523,307	S	*	6/2006	Chang	D8/57
D613,141	S	*	4/2010	Wang	D8/57
D614,467	S	*	4/2010	Wyant	D8/57
D646,941	S	*	10/2011	Bhasin	D8/57
D678,741	S	*	3/2013	Ozeki	D8/57
D680,833	S	*	4/2013	Bhasin	D8/57
D680,835	S	*	4/2013	Bhasin	D8/57
D751,365	S	*	3/2016	Hasegawa	D8/57
D755,031	S	*	5/2016	McConnell	D8/57
D767,356	S	*	9/2016	Brubaker	D8/57
D809,361	S	*	2/2018	Lee	D8/57
D809,362	S	*	2/2018	Lin	D8/57
D829,522	S	*	10/2018	Noriyuki	D8/57
D994,451	S	*	8/2023	Rodriguez	D8/57
D996,177	S	*	8/2023	Liu	D8/57
D1,008,764	S	*	12/2023	Weber	D8/57
D1,028,660	S	*	5/2024	Wu	D7/693

OTHER PUBLICATIONS

"OTOTO Elizabat Kitchen Scissors—Halloween Goth Cute Bat Kitchen Shears, Gothic Scissors Utensils—Spooky Bats Halloween Gifts, Cute Gadgets" product listing, Amazon.com. Listed as first available on May 30, 2023. Retrieved on Aug. 23, 2025 from https://a.co/d/a1HdtyV (Year: 2023).*

* cited by examiner

Primary Examiner — Deanna L Pratt

(74) *Attorney, Agent, or Firm* — Wolf, Greenfield & Sacks, P.C.

(57) **CLAIM**

The ornamental design for kitchen scissors, as shown and described.

DESCRIPTION

FIG. **1** is a front elevation view of kitchen scissors;
FIG. **2** is a rear elevation view thereof;
FIG. **3** is a right side elevation view thereof;
FIG. **4** is a left side elevation view thereof;
FIG. **5** is a top plan view thereof;
FIG. **6** is a bottom plan view thereof; and,
FIG. **7** is a top, front, right side perspective view thereof.

1 Claim, 7 Drawing Sheets

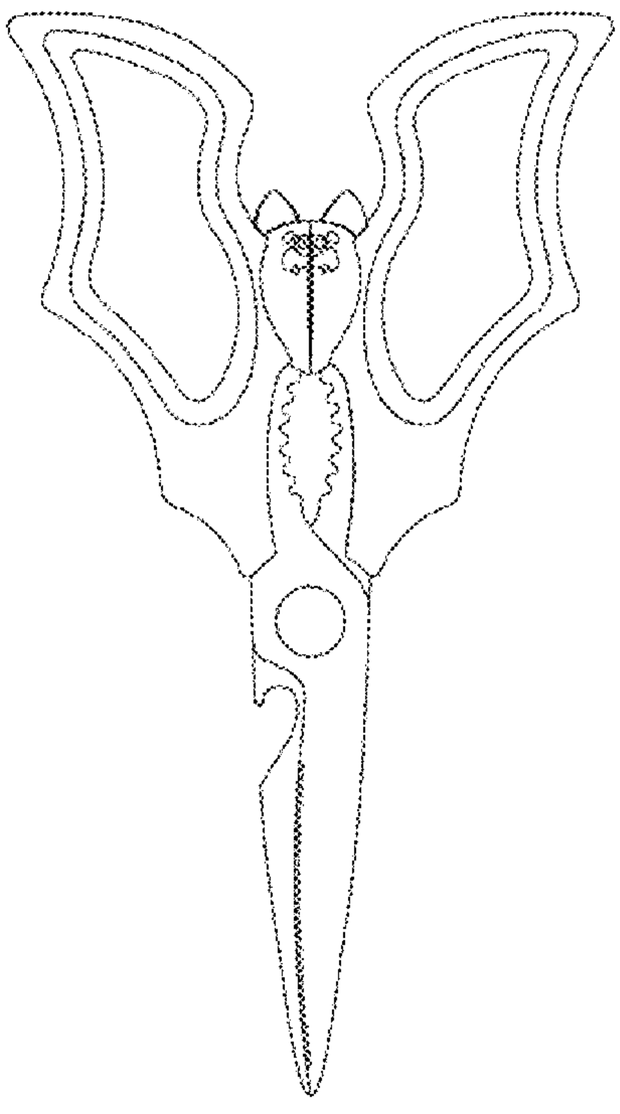

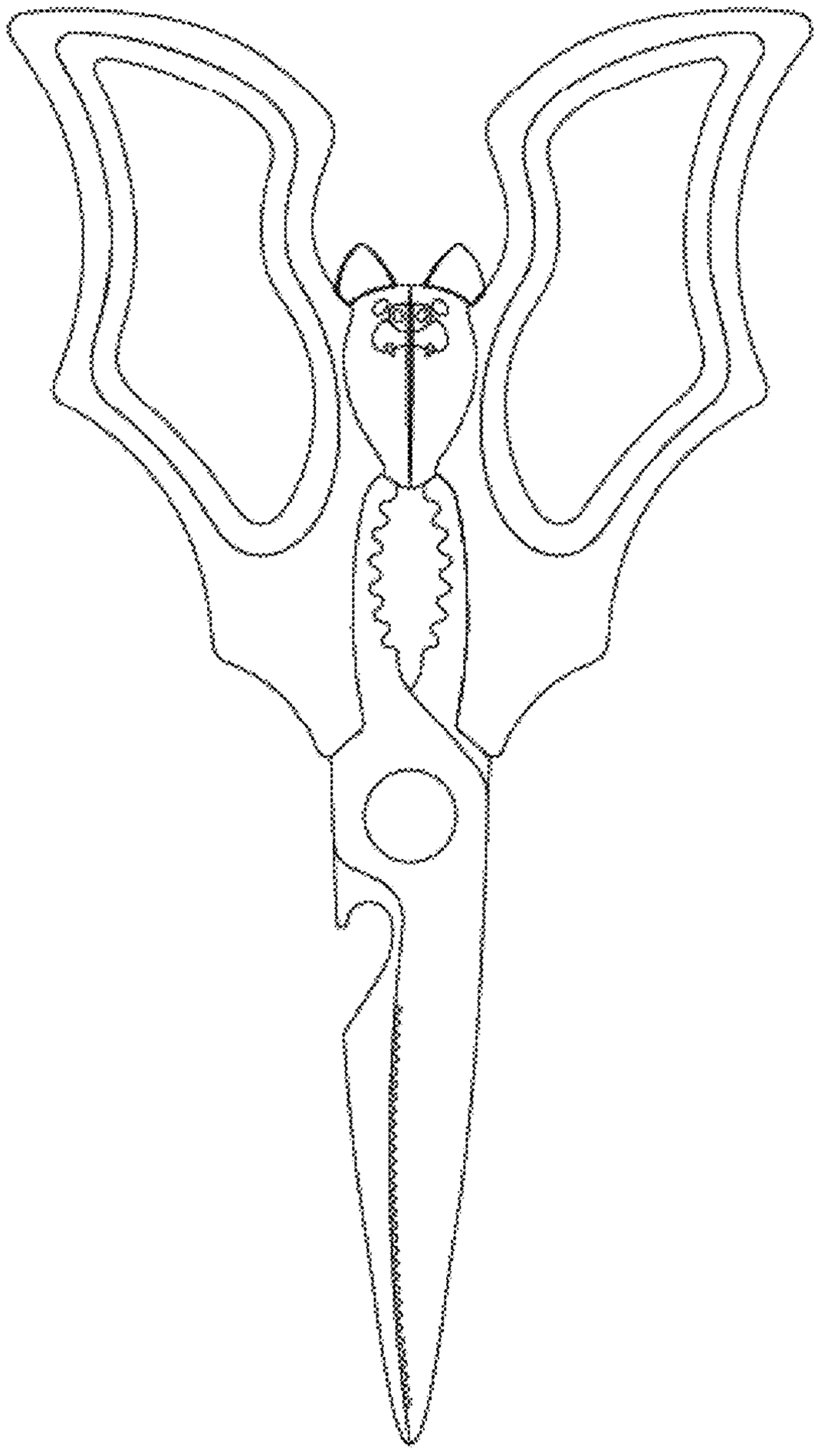

FIG. 1

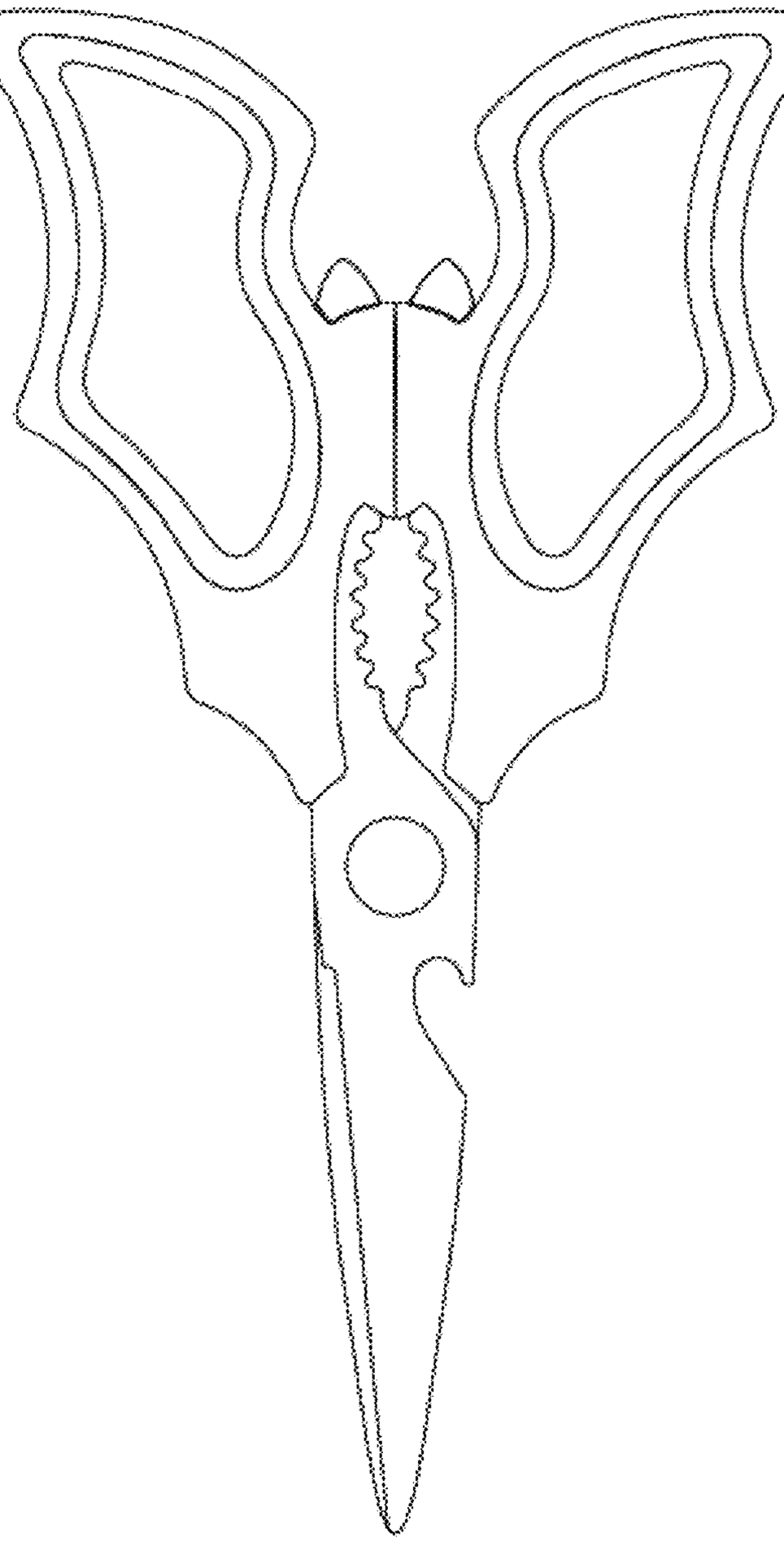

FIG. 2

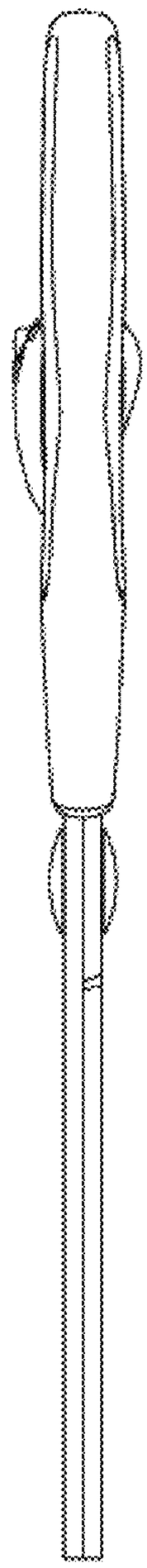

FIG. 3

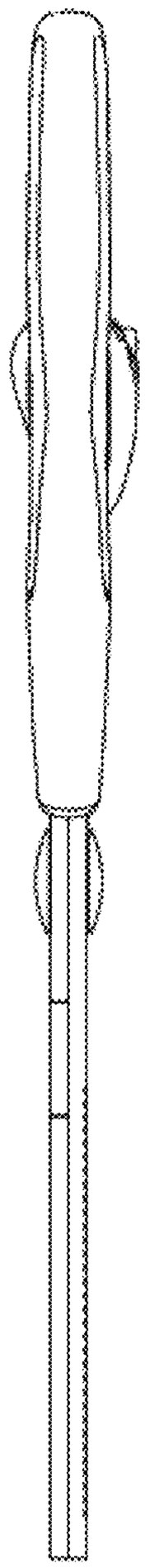

FIG. 4

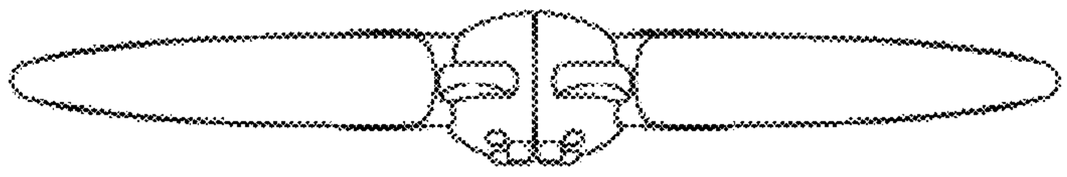

FIG. 5

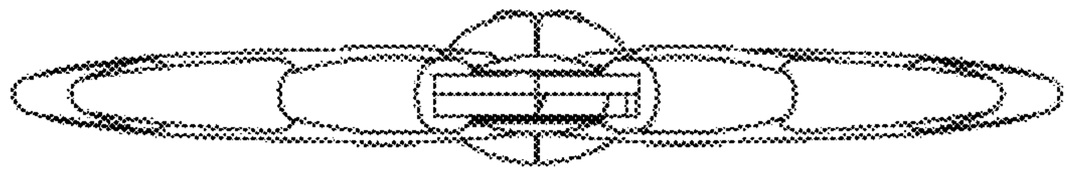

FIG. 6

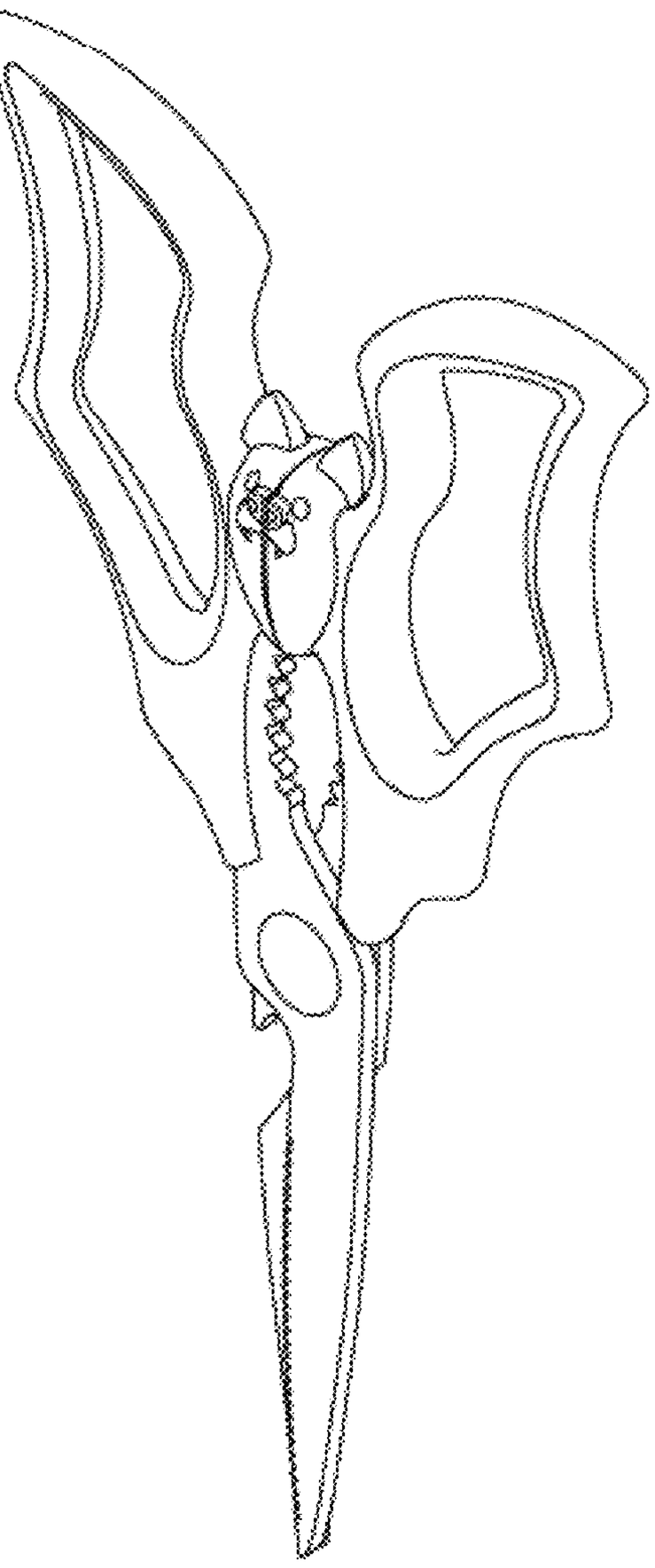

FIG. 7