



US0D1126032S

(12) **United States Design Patent** (10) **Patent No.:** **US D1,126,032 S**
Nix et al. (45) **Date of Patent:** **** May 12, 2026**

(54) **BRACELET**
(71) Applicant: **THE BIG O, LLC**, Dallas, TX (US)
(72) Inventors: **Mary Caroline Nix**, Dallas, TX (US);
Jane Dunne Cooke, Dallas, TX (US)
(73) Assignee: **THE BIG O, LLC**, Dallas, TX (US)
(**) Term: **15 Years**
(21) Appl. No.: **29/924,271**
(22) Filed: **Jan. 18, 2024**
(51) **LOC (15) Cl.** **11-01**
(52) **U.S. Cl.**
USPC **D11/12; D11/4**
(58) **Field of Classification Search**
USPC D11/1-4, 9-10, 12, 15-18, 40, 75;
D3/207-208, 215
CPC A44C 5/00; A44C 5/0084; A44C 5/0092;
A44C 5/10; A44C 5/102; A44C 5/105;
A44C 5/12; A44C 5/243
See application file for complete search history.

(56) **References Cited**

U.S. PATENT DOCUMENTS

625,959 A * 5/1899 Saart A44C 11/002
63/3
D129,407 S * 9/1941 Wilmarth D11/7
D271,672 S * 12/1983 Bulgari D11/5
D310,978 S * 10/1990 Bulgari D11/13
D474,990 S * 5/2003 Montanari D11/20
D505,544 S * 5/2005 MacDonald D3/207
D506,057 S * 6/2005 MacDonald D3/207
D680,019 S * 4/2013 Puglisi D11/26
D709,401 S * 7/2014 Arostini D11/4
D762,511 S * 8/2016 Roth D11/4
9,445,659 B1 9/2016 Nix et al.
D771,265 S * 11/2016 Bredemeier D24/195
9,986,814 B1 6/2018 Nix et al.
D837,083 S * 1/2019 Tateossian D11/6
D847,497 S 5/2019 Cooke et al.

D848,144 S 5/2019 Cooke et al.
D848,732 S 5/2019 Nix et al.
10,334,938 B2 7/2019 Nix et al.
(Continued)

OTHER PUBLICATIONS

Idakekiy Key Chain, Date Available Nov. 12, 2019, Amazon AU, Site Visited on Jul. 28, 2025: <https://www.amazon.com.au/Idakekiy-Silicon-Wristlet-Keychain-Bracelet/dp/B081CMV4TM?th=1> (Year: 2019).*

(Continued)

Primary Examiner — Michael C Stout
Assistant Examiner — Nicole M. Leech
(74) *Attorney, Agent, or Firm* — HAYNES AND BOONE, LLP

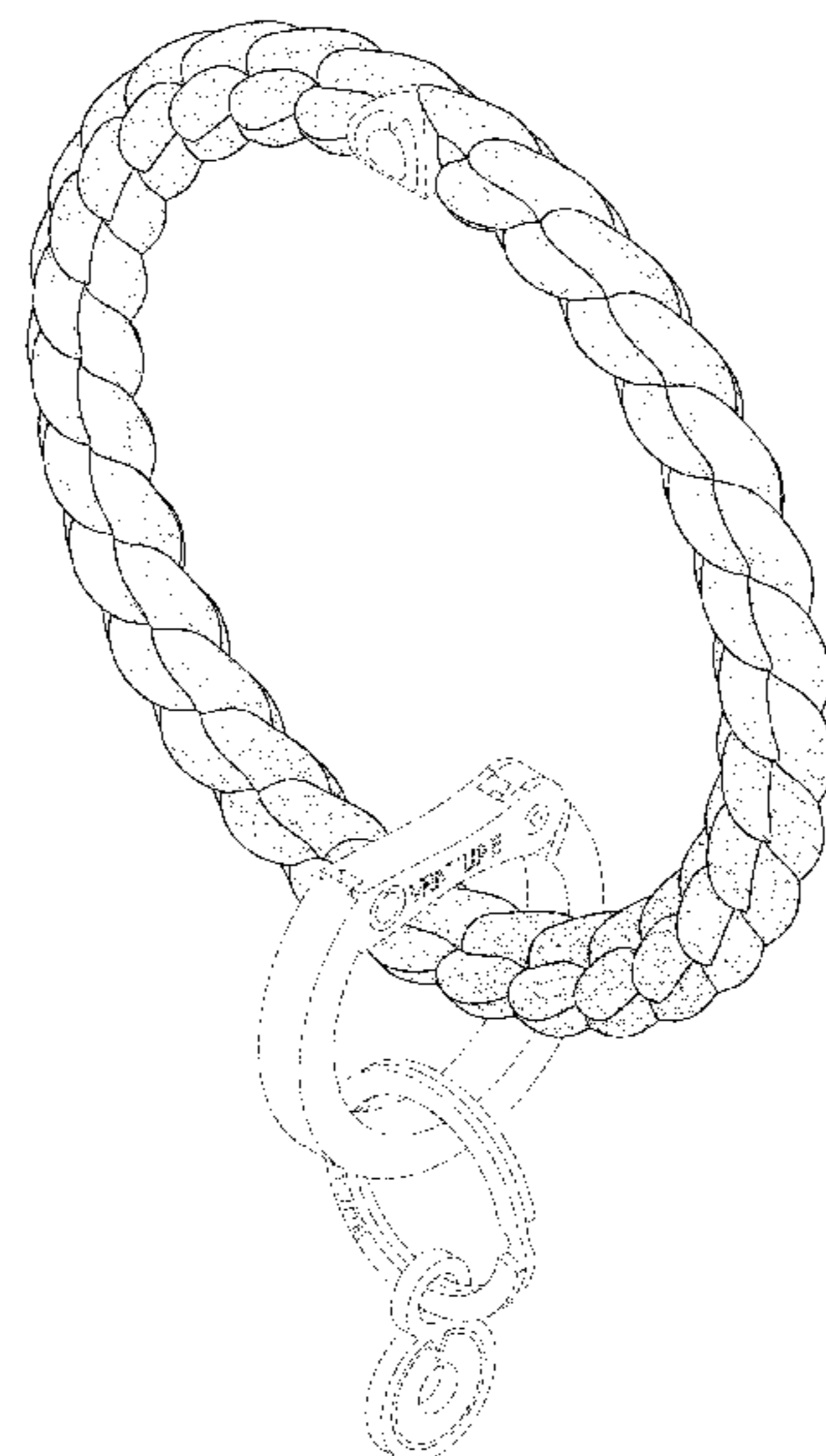
(57) **CLAIM**

The ornamental design for a bracelet as shown and described.

DESCRIPTION

FIG. 1 is a front perspective view of a bracelet showing our new design;
FIG. 2 is a front view thereof;
FIG. 3 is a rear view thereof;
FIG. 4 is a right side view thereof;
FIG. 5 is a left side view thereof;
FIG. 6 is a top view thereof;
FIG. 7 is a bottom view thereof;
FIG. 8 is a rear perspective view thereof; and,
FIG. 9 is another front perspective view of the bracelet in FIG. 1 shown in an alternate state of use.
The broken lines in the drawings represent portions of the bracelet and form no part of the claimed design. The other broken lines that show a ring attachment in FIGS. 1-9 and a key in FIG. 9 represent environmental subject matter only and form no part of the claimed design.

1 Claim, 8 Drawing Sheets



(56)

References Cited

U.S. PATENT DOCUMENTS

D871,075 S 12/2019 Cooke et al.
10,660,427 B2 5/2020 Nix et al.
D928,648 S * 8/2021 Sakkijah D11/4
D935,339 S * 11/2021 Uy D11/40
11,166,540 B2 11/2021 Nix et al.
11,786,019 B2 10/2023 Cooke et al.
2016/0095396 A1 * 4/2016 Pedersen A63H 33/00
63/23

OTHER PUBLICATIONS

Woven Leather Bracelet, Date Available Sep. 3, 2019, Ebay, Site Visited on Jul. 28, 2025: <https://www.ebay.com/itm/362742237598> (Year: 2019).*

Braided Silicone Big O Key Ring, Date Available Mar. 3, 2024, Site Visited on Jul. 28, 2025: <https://web.archive.org/web/20240303194642/https://www.findlayrowedesigns.com/products/braided-silicone-big-o-key-ring> (Year: 2024).*

Bangle & Babe: Twisted Bangle Bracelet Key Ring, The Wayback Machine—<https://web.archive.org/web/20210420184509/https://bangleandbabe.com>, retrieved Apr. 20, 2021, 5 pages.

* cited by examiner

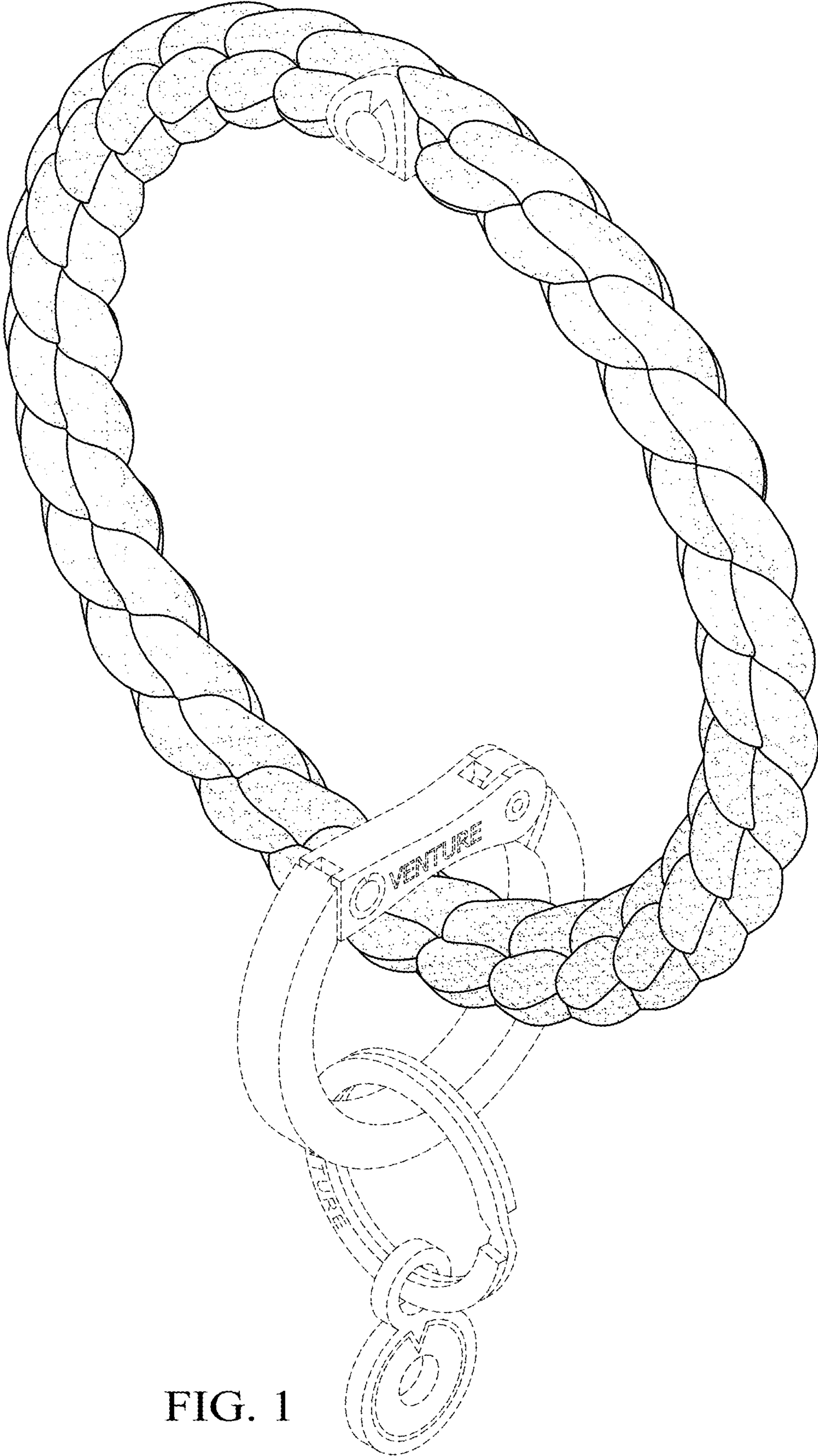


FIG. 1

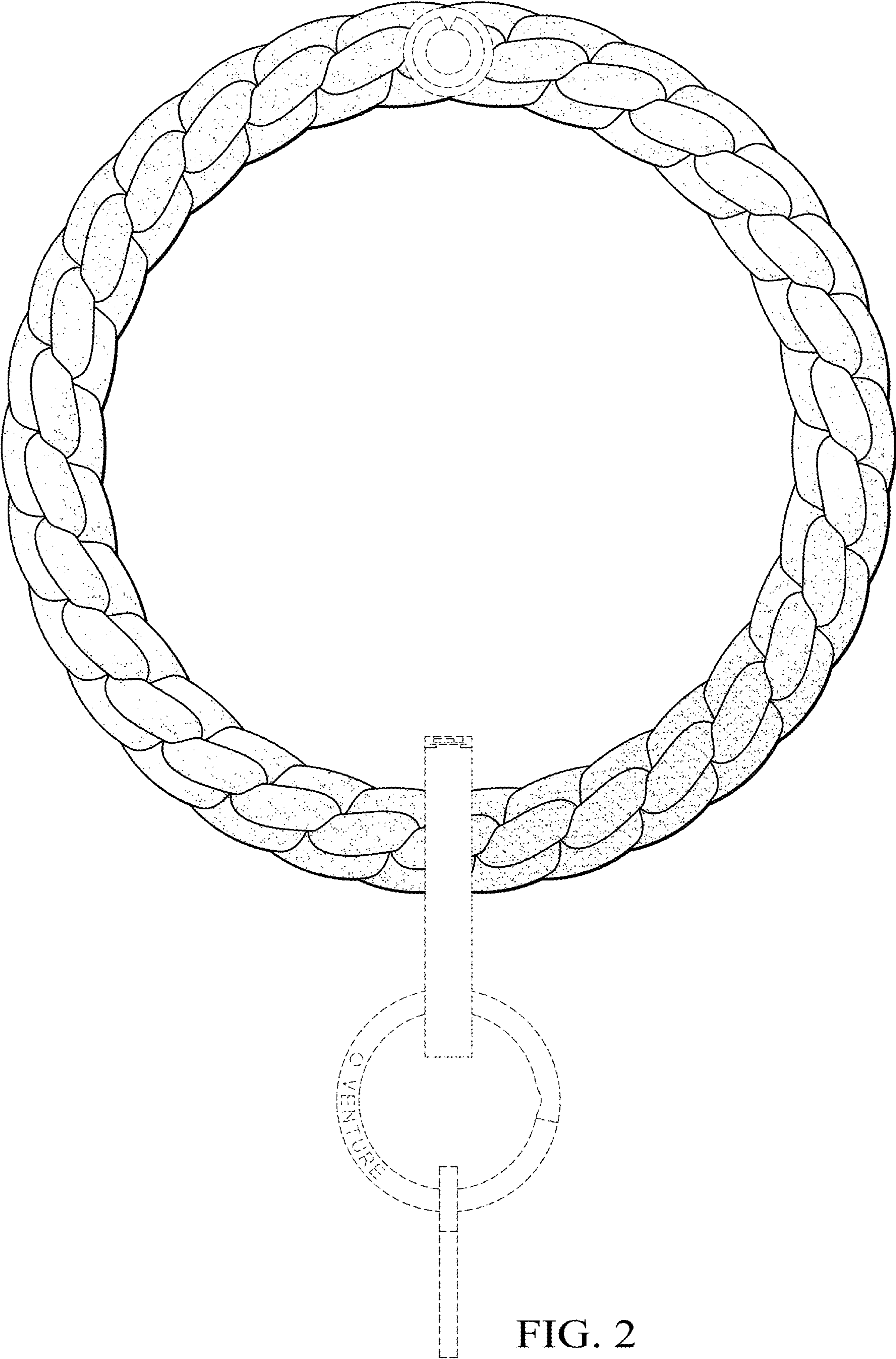


FIG. 2

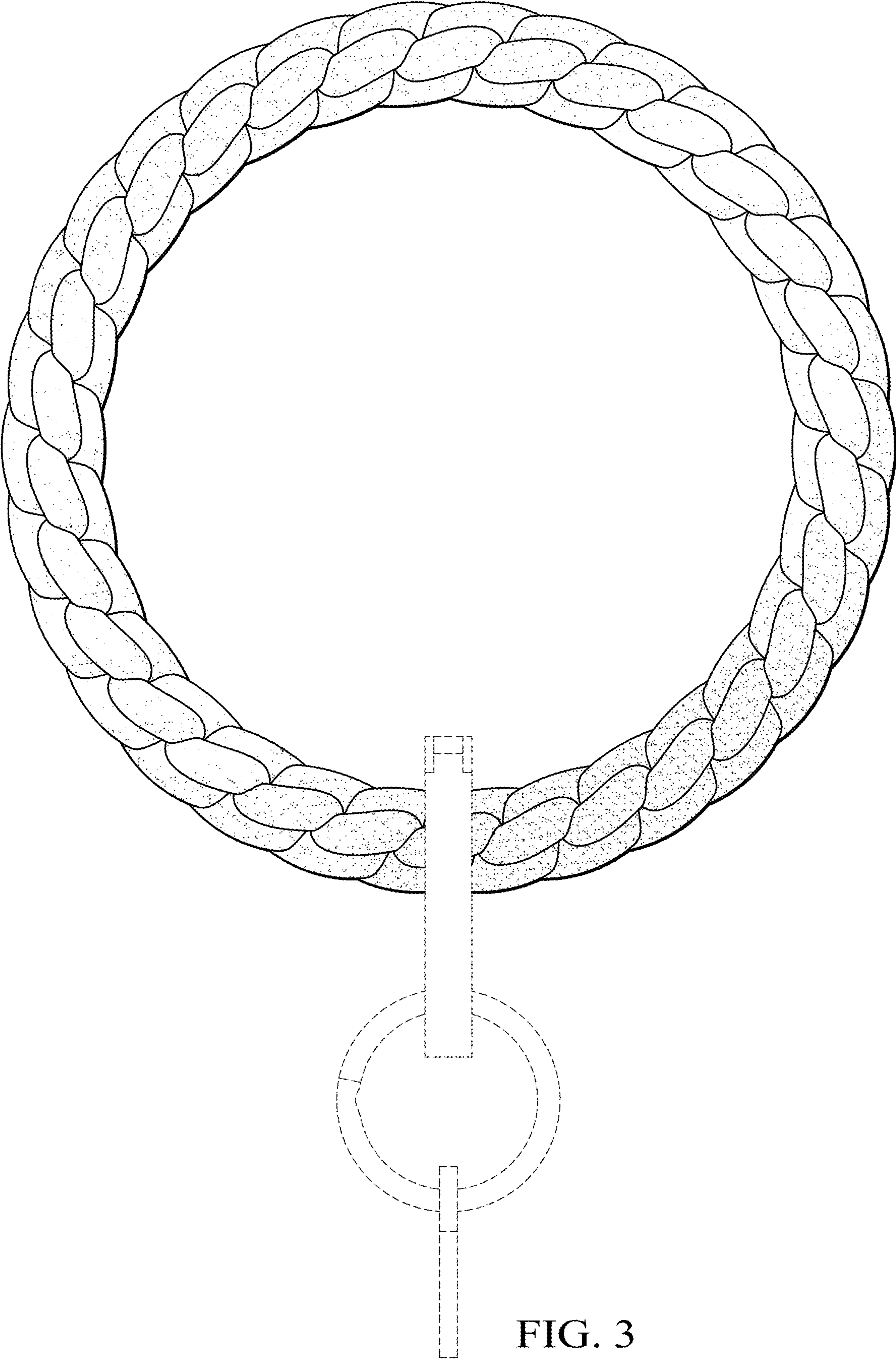


FIG. 3

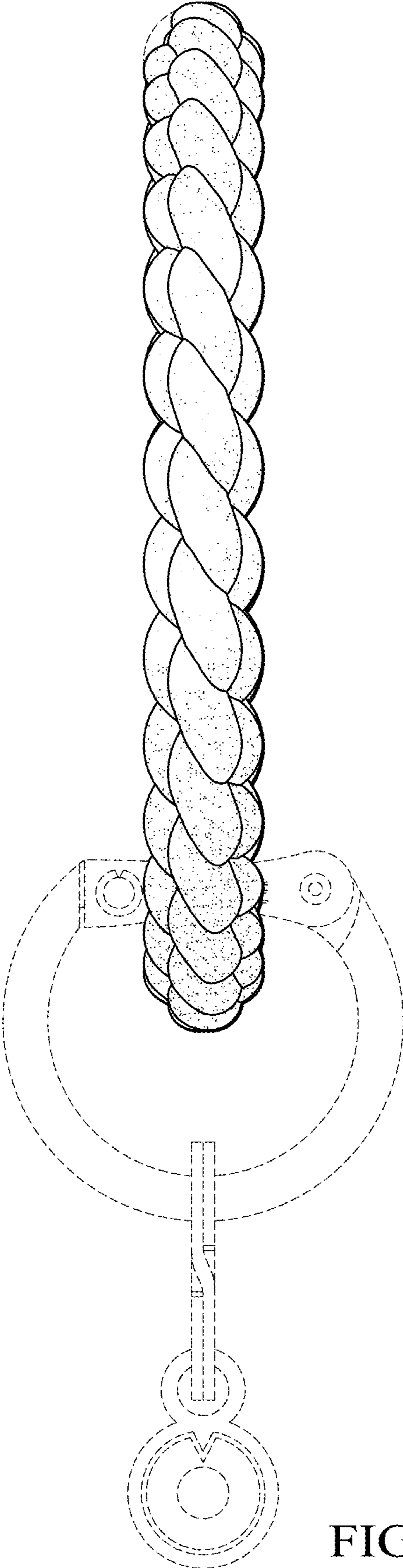


FIG. 4

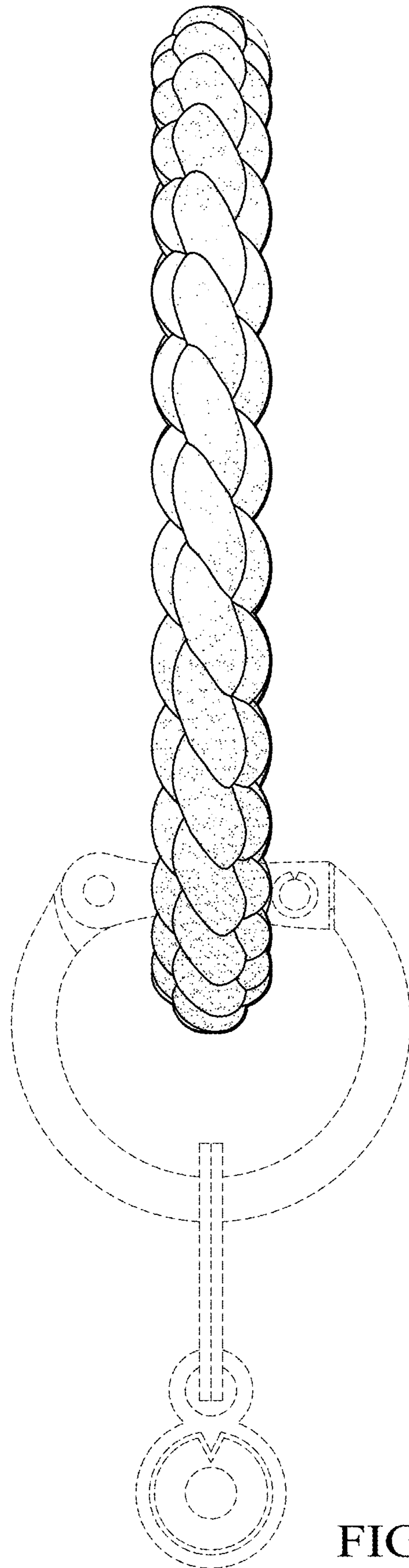


FIG. 5

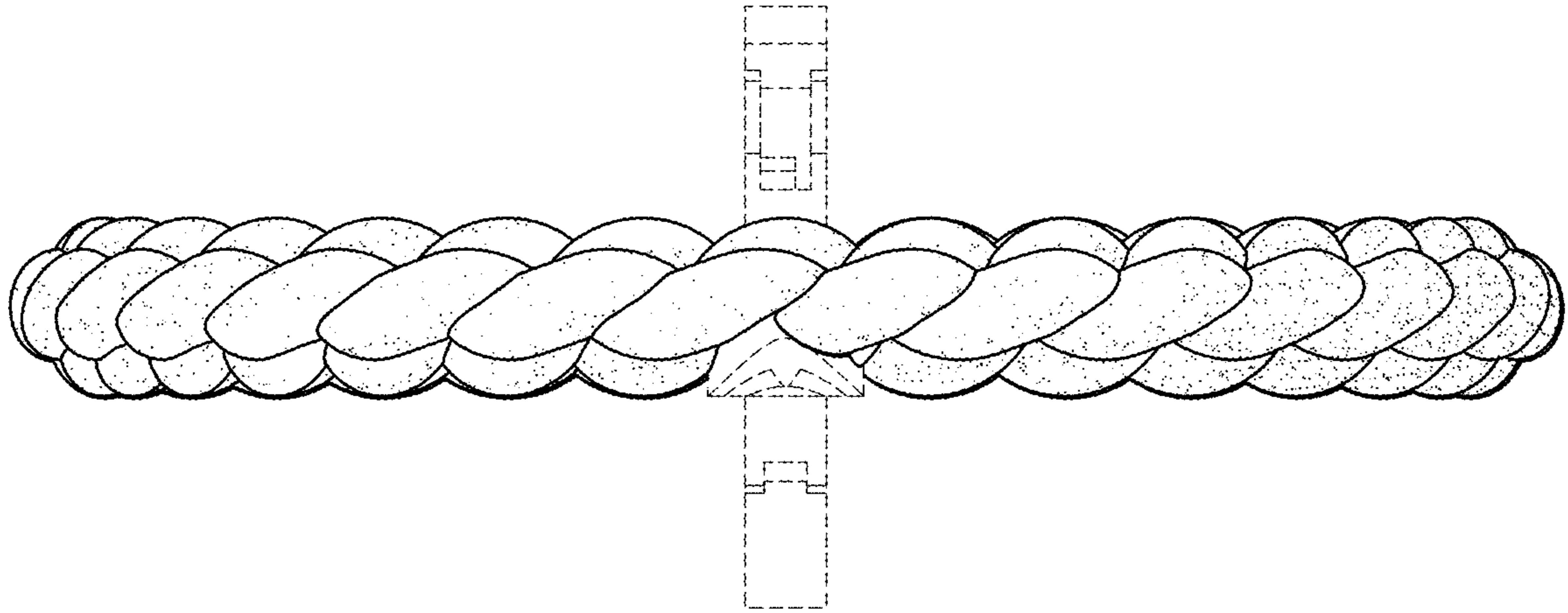


FIG. 6

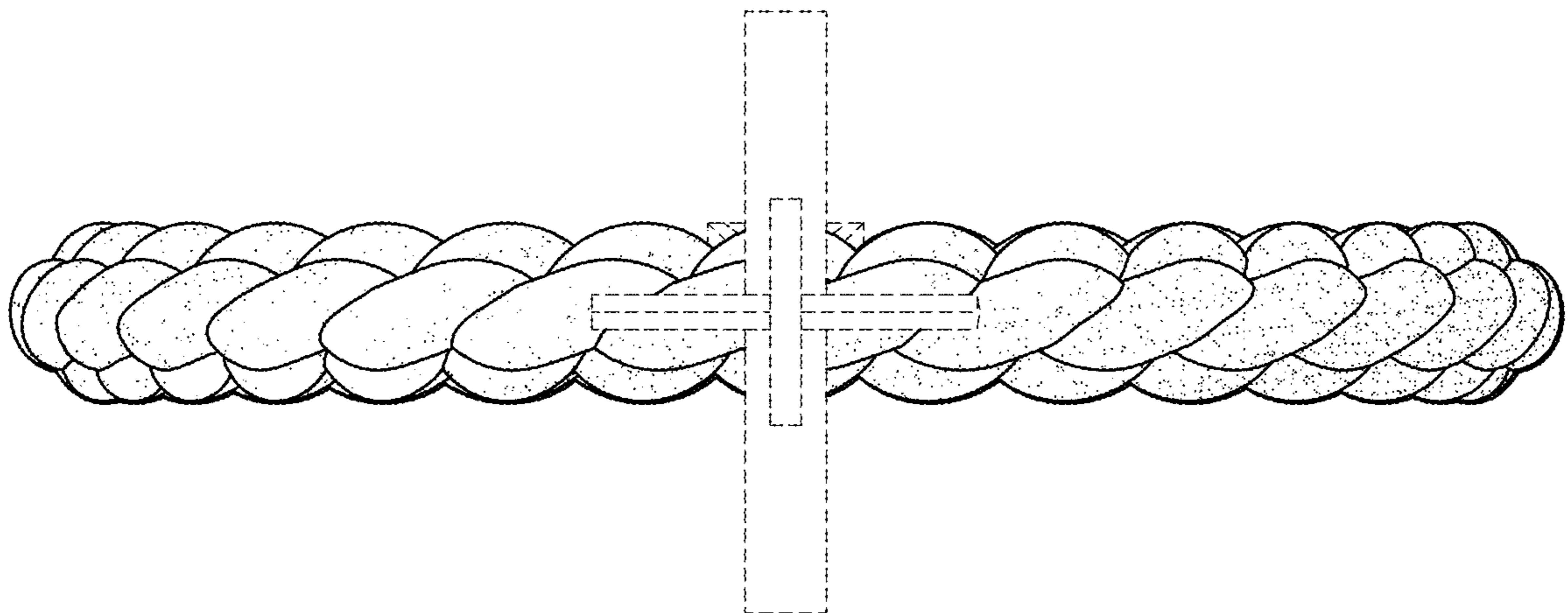


FIG. 7

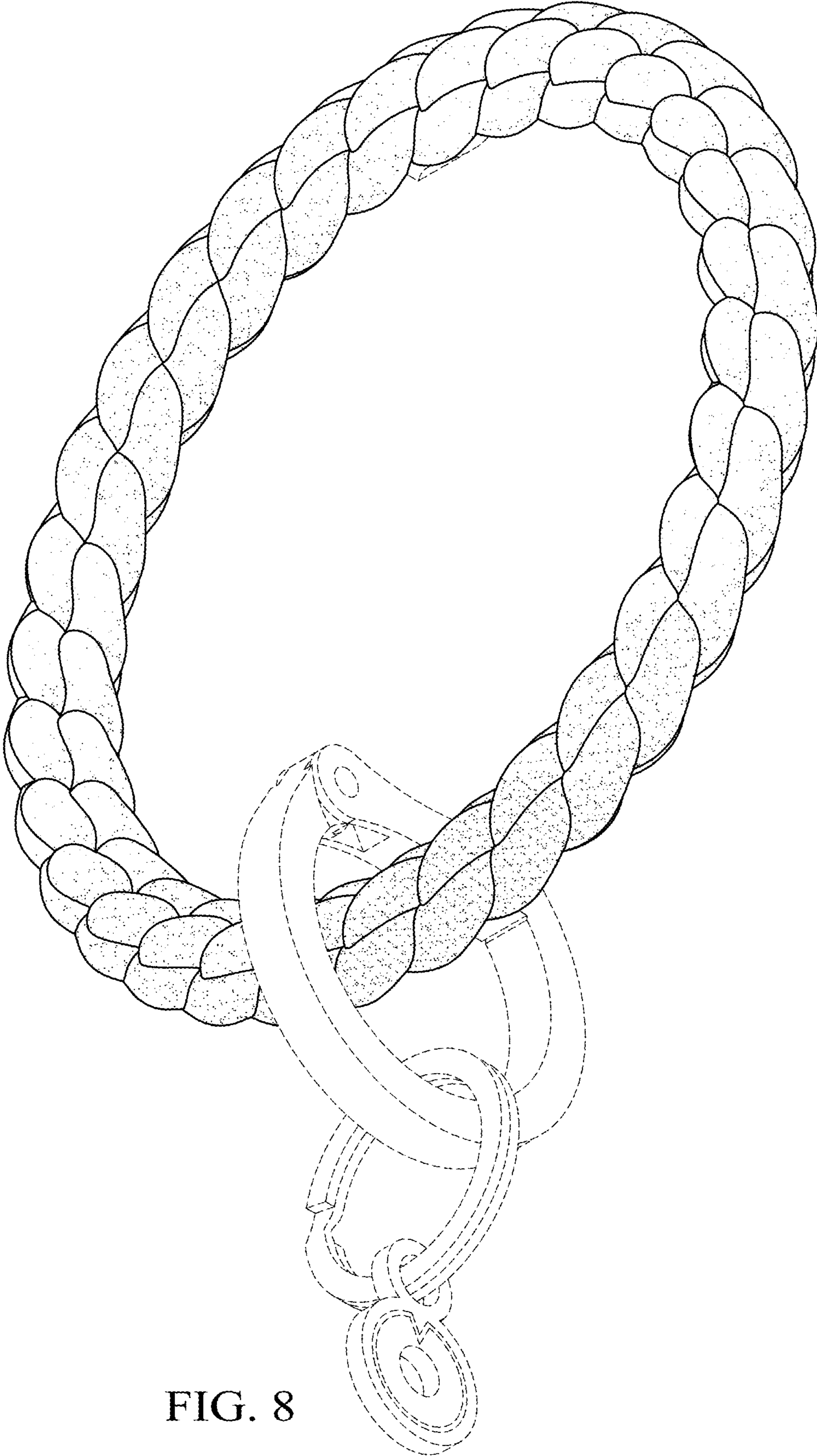


FIG. 8

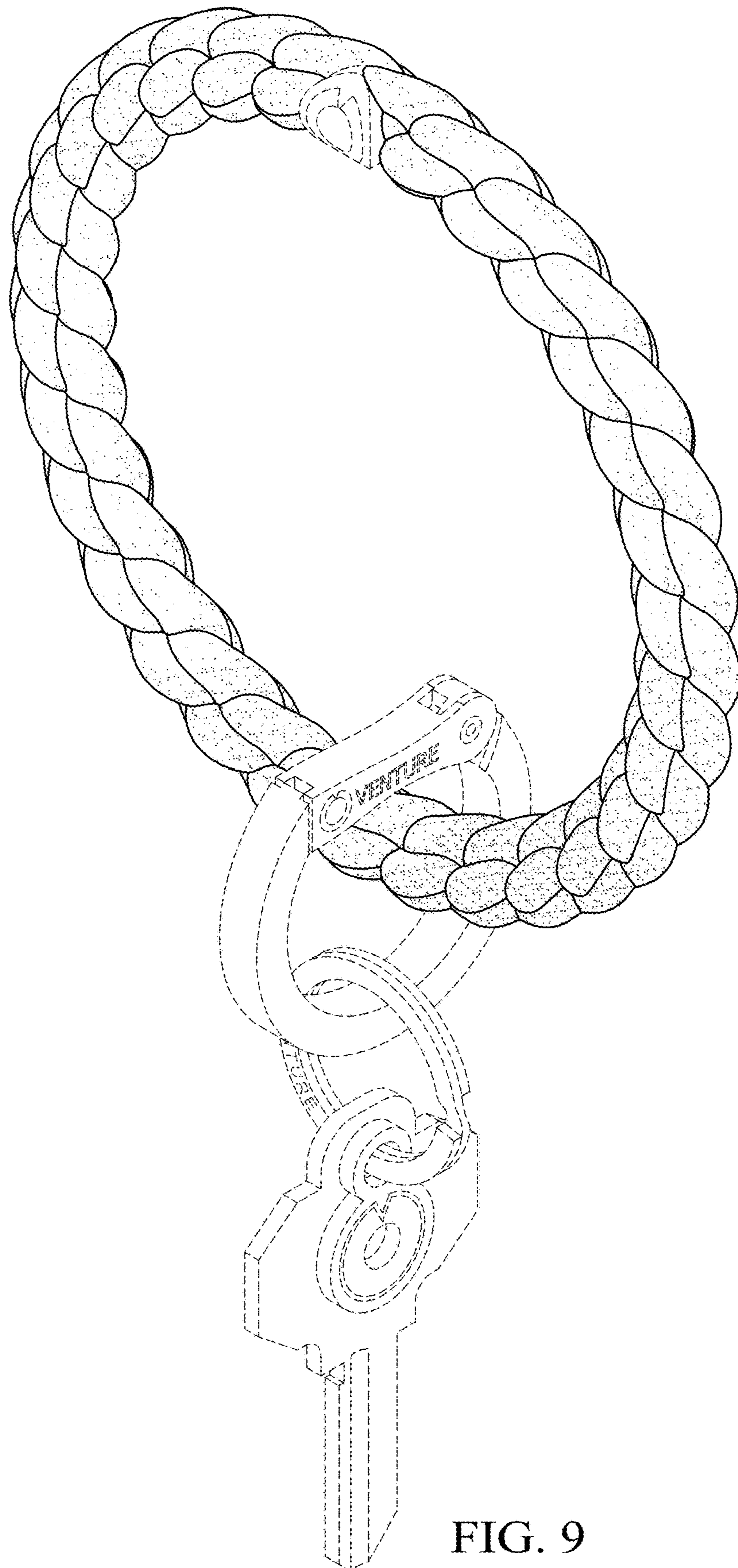


FIG. 9