



US0D1125633S

(12) **United States Design Patent** (10) **Patent No.:** **US D1,125,633 S**
McCune (45) **Date of Patent:** **** May 5, 2026**

(54) **LANTERN**

(71) Applicant: **Alliance Sports Group, L.P.**, Roanoke, TX (US)
(72) Inventor: **Clark McCune**, Roanoke, TX (US)
(73) Assignee: **Alliance Sports Group, L.P.**, Roanoke, TX (US)

(**) Term: **15 Years**

(21) Appl. No.: **29/933,327**

(22) Filed: **Mar. 19, 2024**

(51) **LOC (15) Cl.** **26-02**

(52) **U.S. Cl.**
USPC **D26/40**

(58) **Field of Classification Search**
USPC D26/24, 37-51, 93, 102-112
CPC F21Y 2115/10; F21L 4/00; F21L 19/00;
F21L 4/08

See application file for complete search history.

(56) **References Cited**

U.S. PATENT DOCUMENTS

D282,211 S *	1/1986	Tang	D26/41
D431,084 S *	9/2000	Bartkus	D26/24
D495,819 S *	9/2004	Krieger	F21V 21/06
				D26/104
D617,480 S *	6/2010	DeBrunner	D26/40
D874,044 S *	1/2020	Peng	D26/41
D882,135 S *	4/2020	Cheng	D26/37
D894,455 S *	8/2020	Kunzendorf	D26/41
D894,464 S *	8/2020	Xia	D26/104
D925,811 S *	7/2021	Wang	D26/106
D963,229 S *	9/2022	Du	D26/93
D999,421 S *	9/2023	Wang	D26/41
D1,047,248 S *	10/2024	Zeng	D26/37
D1,062,007 S *	2/2025	Yu	D26/104

OTHER PUBLICATIONS

Design 202416664. By Clark McCune. Dated Nov. 1, 2024. Found online [Aug. 6, 2025]. <https://search.ipaustralia.gov.au/designs/search/details/202416664> (Year: 2024).*
Nebo Galileo Tempest 350 Lumen Waterproof Lantern. By Nebo. Dated Oct. 24, 2024. Found online [Aug. 7, 2025]. <https://www.amazon.co.uk/NEBO-Galileo-Tempest-Waterproof-Lantern/dp/B0DGGH83B6> (Year: 2024).*

* cited by examiner

Primary Examiner — William B Melliar
(74) *Attorney, Agent, or Firm* — Thorpe North & Western, LLP; Jed H. Hansen


(57) **CLAIM**

The ornamental design for the lantern as shown and described herein.

DESCRIPTION

FIG. 1 is an elevated, perspective view of the lantern in accordance with my invention;
FIG. 2 is an elevated, perspective view of the lantern;
FIG. 3 is a side view of the lantern;
FIG. 4 is a side view thereof; and
FIG. 5 a side view of the lantern;
FIG. 6. is a side view; and
FIG. 7 is a top view thereof; and,
FIG. 8 is a bottom view thereof.
The broken lines immediately adjacent to the shaded surfaces depict the bounds of the claimed design, whereas all remaining broken lines depict portions of the lantern, all of which form no part of the claimed design.

1 Claim, 7 Drawing Sheets






FIG. 1

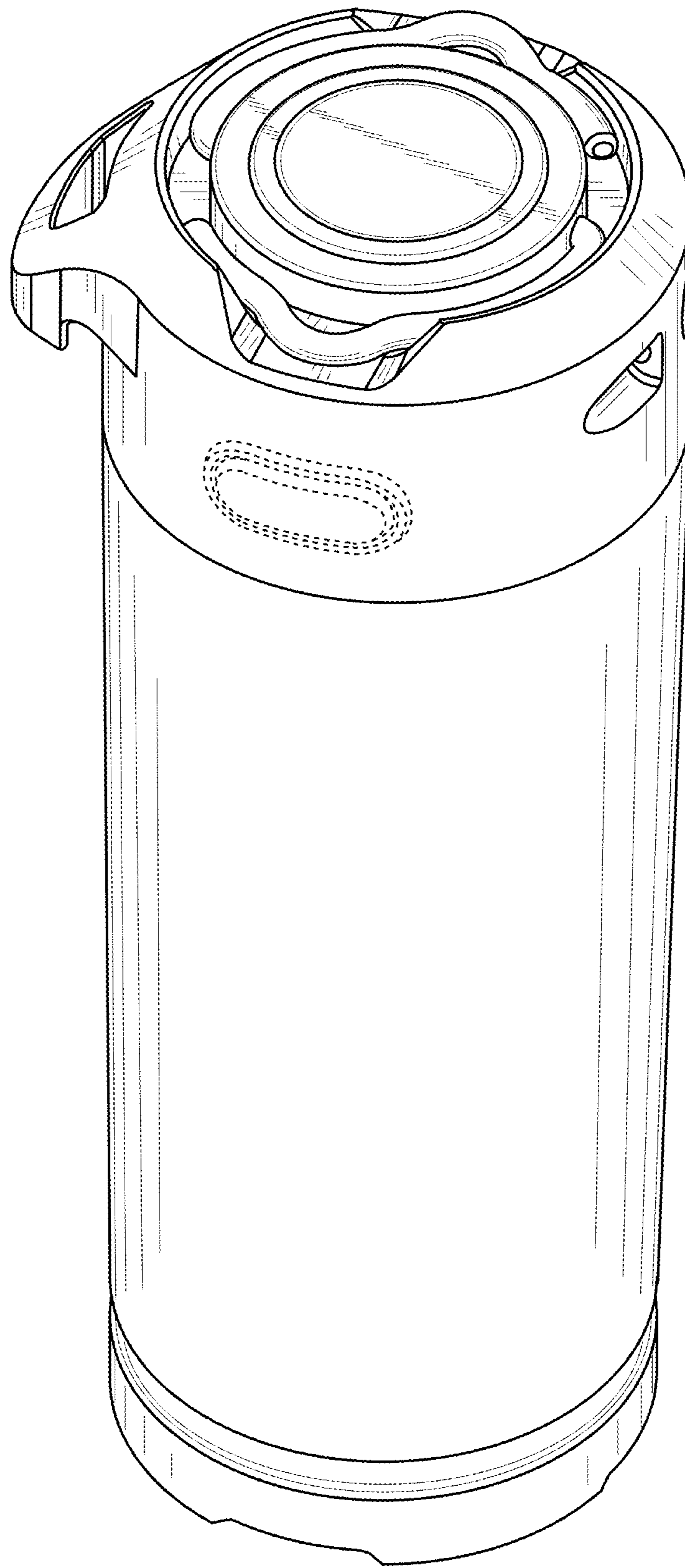


FIG. 2




FIG. 3




FIG. 4




FIG. 5




FIG. 6

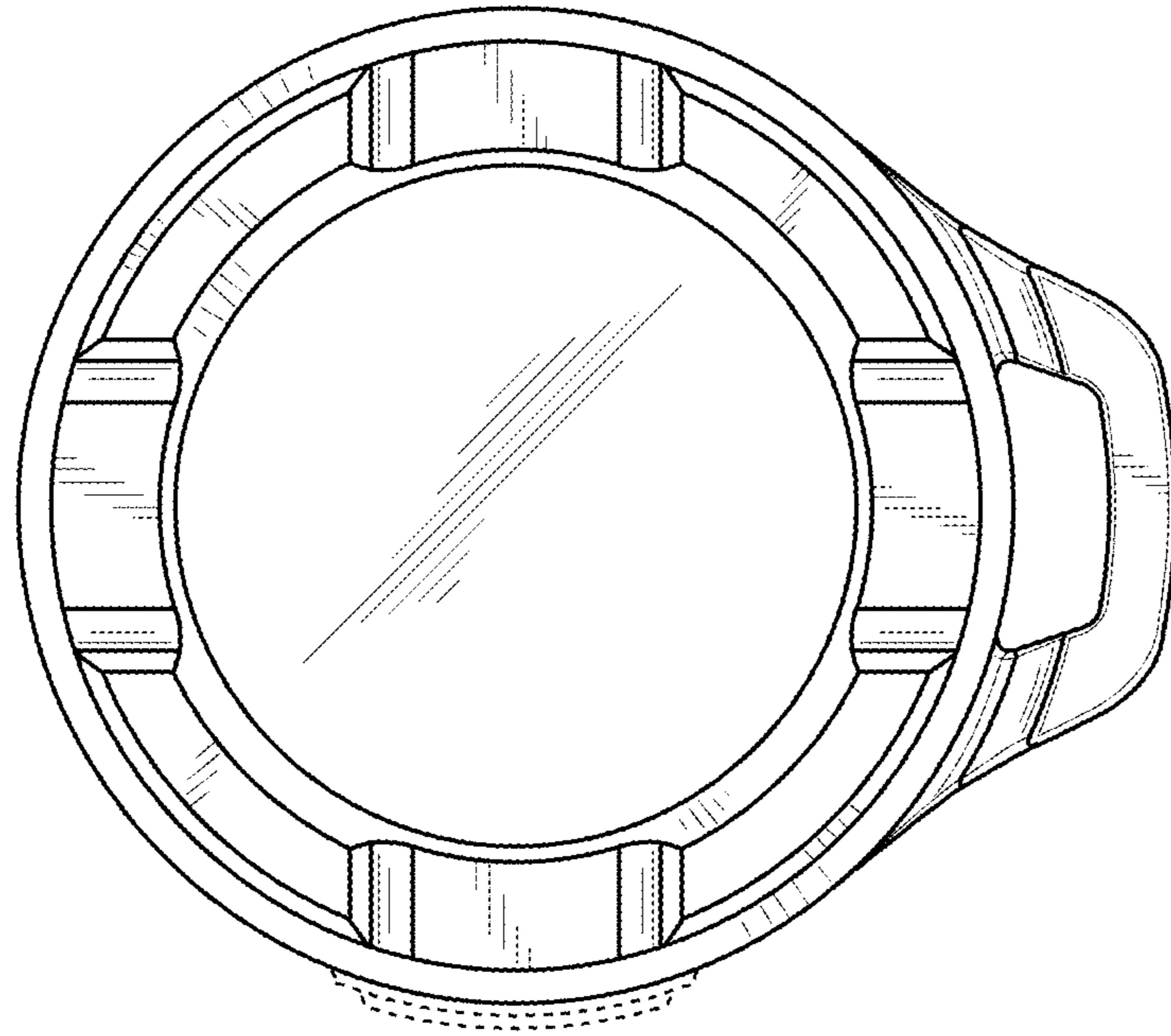


FIG. 7

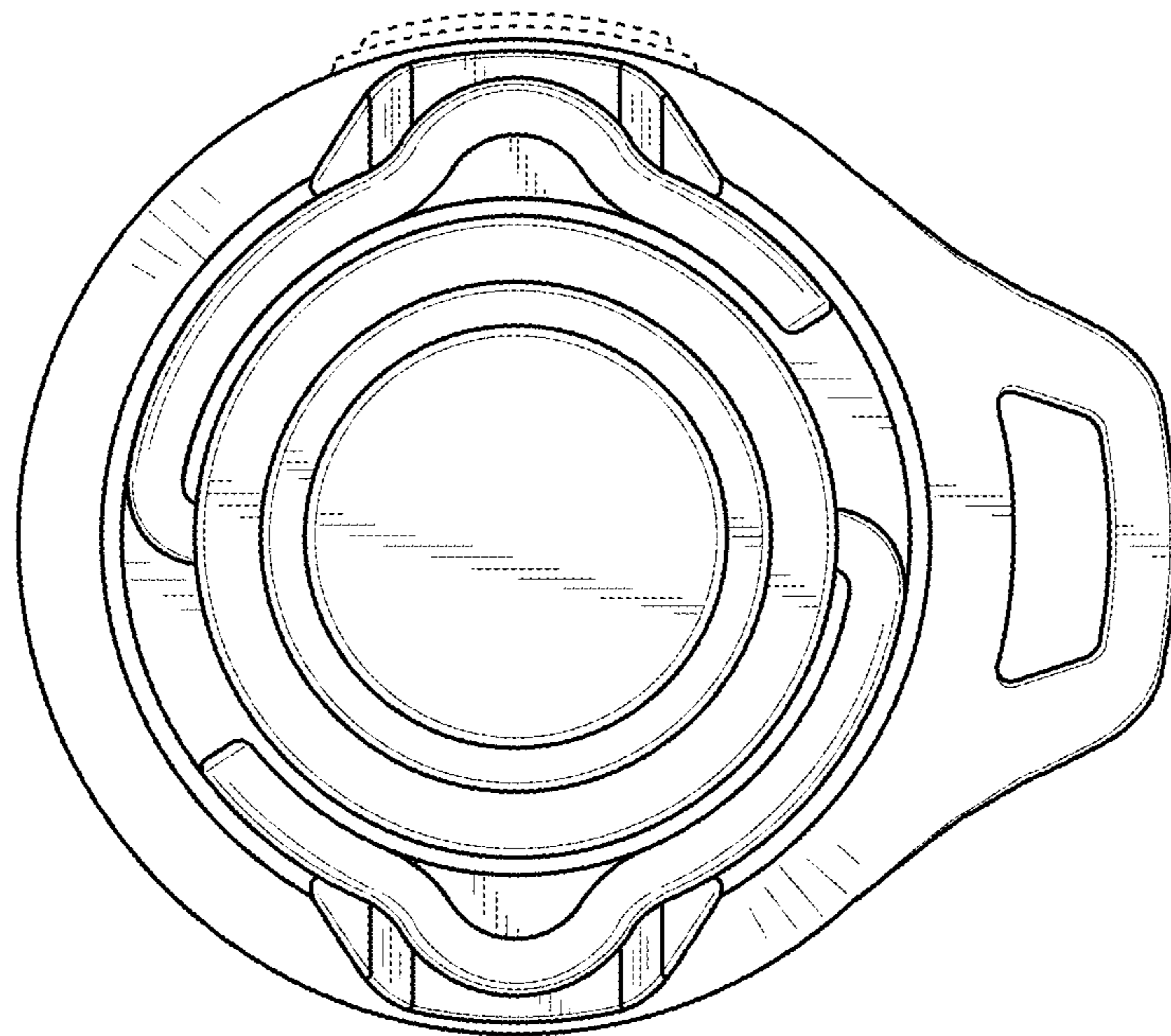


FIG. 8