



US0D1121239S

(12) **United States Design Patent** (10) **Patent No.:** **US D1,121,239 S**
Fuentes (45) **Date of Patent:** **** Mar. 31, 2026**

(54) **TEETH CLEANING IMPLEMENT**
(71) Applicant: **Elvis Fuentes**, Seagoville, TX (US)
(72) Inventor: **Elvis Fuentes**, Seagoville, TX (US)
(73) Assignee: **Elvis Fuentes**, Seagoville, TX (US)
(**) Term: **15 Years**

D321,400 S * 11/1991 Beckman D24/140
D374,379 S 10/1996 Jee et al.
D379,230 S * 5/1997 Mark D4/127
D413,381 S * 8/1999 Mark D24/176
D597,670 S * 8/2009 Maissami D24/152
8,424,544 B2 4/2013 Alas
8,596,286 B2 12/2013 Bornstein et al.
2010/0018547 A1 1/2010 Roemuss

(21) Appl. No.: **29/988,067**
(22) Filed: **Jan. 29, 2025**
(51) **LOC (15) Cl.** **28-03**
(52) **U.S. Cl.**
USPC **D28/65**
(58) **Field of Classification Search**
USPC D28/65-68; D24/152
CPC A61C 15/00; A61C 15/02; A61C 15/04;
A61C 15/046; A61C 15/047; A61C
15/048
See application file for complete search history.

FOREIGN PATENT DOCUMENTS

GB 2289845 A 12/1995
WO 2008098292 A1 8/2008

* cited by examiner

Primary Examiner — Zenia I Bennett
(74) *Attorney, Agent, or Firm* — Smith IP Services, P.C.

(57) **CLAIM**

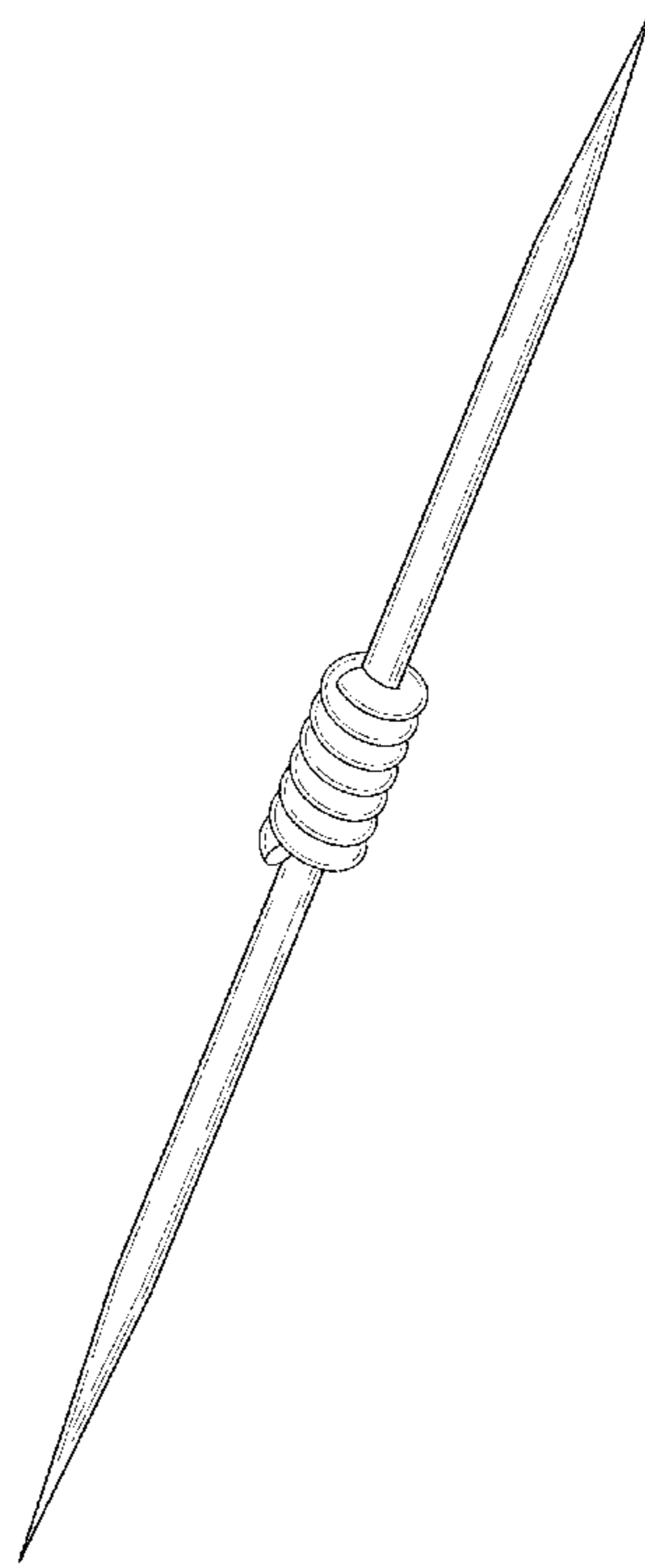
The ornamental design for a teeth cleaning implement, as shown.

DESCRIPTION

FIG. 1 is a top perspective view of a teeth cleaning implement, showing the new design.
FIG. 2 is a front elevational view of the teeth cleaning implement.
FIG. 3 is a rear elevational view of the teeth cleaning implement.
FIG. 4 is a right side elevational view of the teeth cleaning implement.
FIG. 5 is a left side elevational view of the teeth cleaning implement.
FIG. 6 is a top view of the teeth cleaning implement; and, FIG. 7 is a bottom view of the teeth cleaning implement.

(56) **References Cited**
U.S. PATENT DOCUMENTS
1,527,028 A * 2/1925 Daniel A61C 15/02
132/321
1,586,302 A * 5/1926 Funk A61C 15/02
433/80
2,623,003 A * 12/1952 Friedlob A61C 15/02
424/DIG. 5
3,910,293 A * 10/1975 Lemelson A61C 15/02
132/329
4,403,625 A 9/1983 Sanders et al.
4,519,408 A 5/1985 Charatan

1 Claim, 3 Drawing Sheets



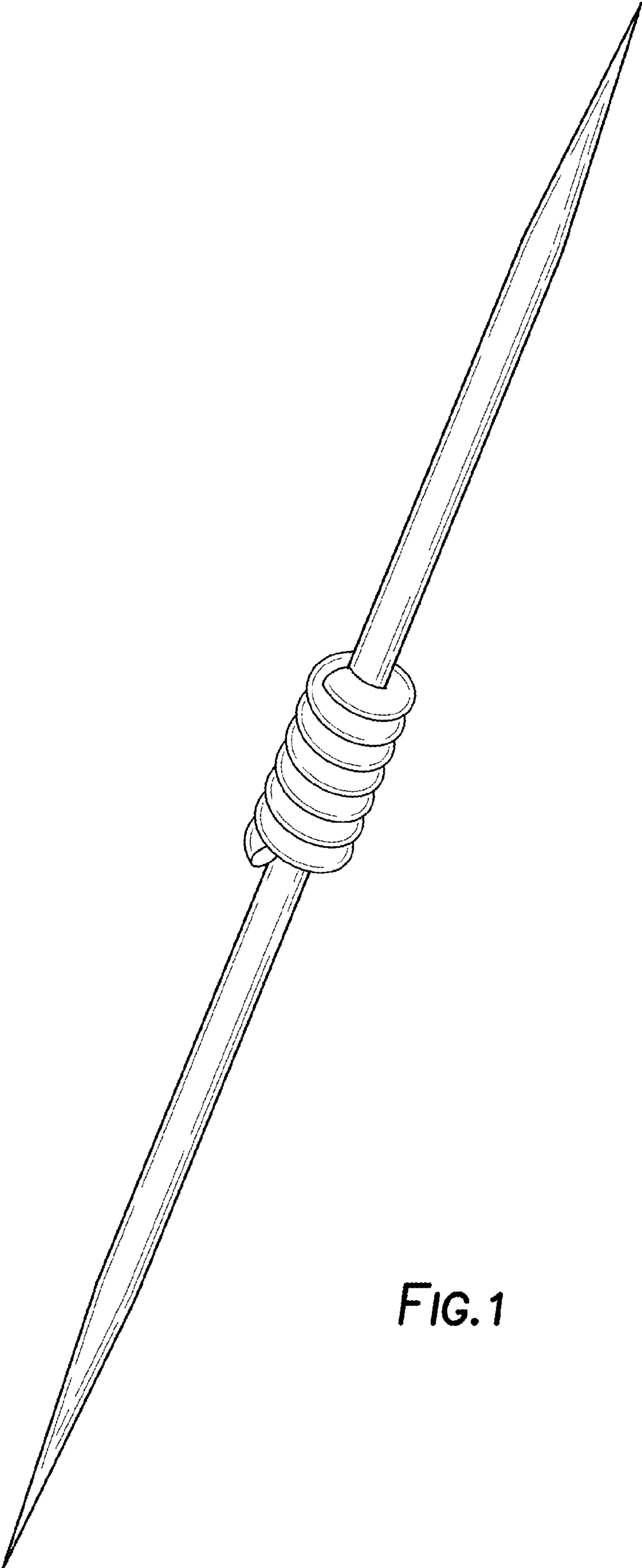


FIG. 1

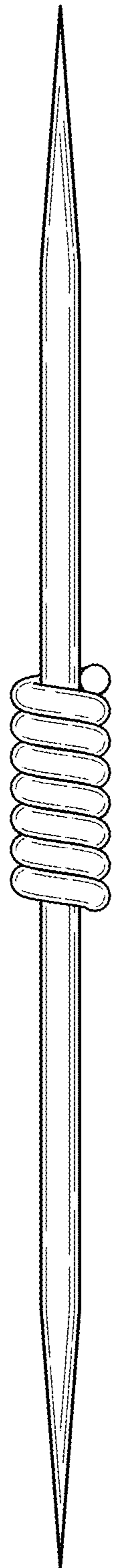


FIG. 2

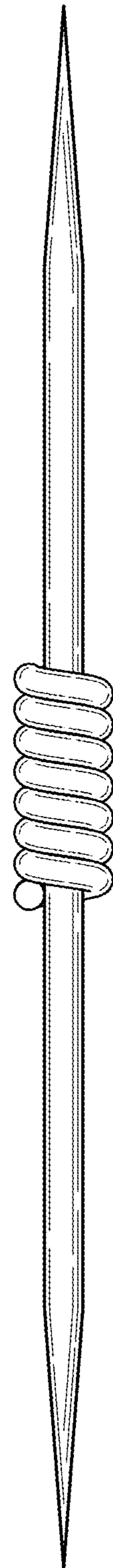


FIG. 3

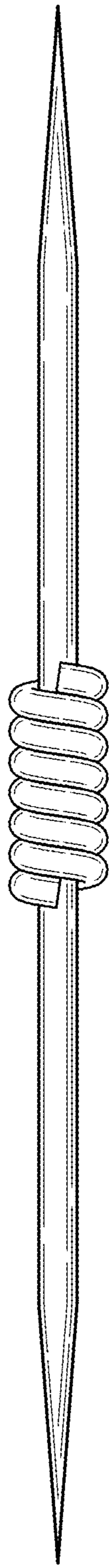


FIG. 4

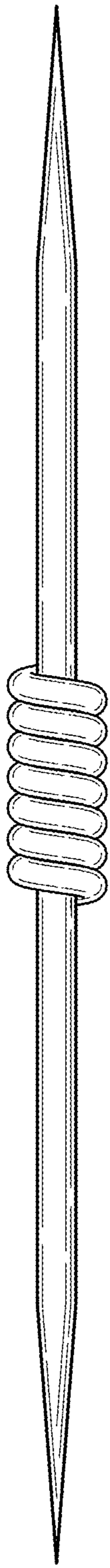


FIG. 5

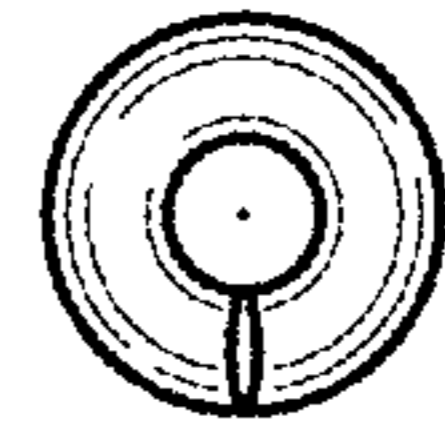


FIG. 6

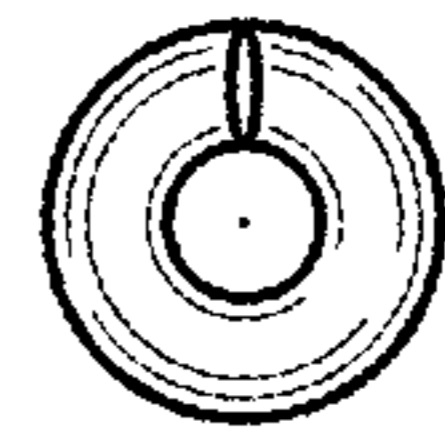


FIG. 7