



US0D1118402S

(12) **United States Design Patent** (10) **Patent No.:** **US D1,118,402 S**
Engelland et al. (45) **Date of Patent:** **** Mar. 17, 2026**

(54) **RING ENHANCER**
(71) Applicant: **Jostens, Inc.**, Minneapolis, MN (US)
(72) Inventors: **Lindsey Engelland**, Shakopee, MN (US); **Gail Fillmer**, Plymouth, MN (US); **Safak Cinar**, Minneapolis, MN (US); **Krishan Kumar Mittal**, Denton, TX (US)
(73) Assignee: **Jostens, Inc.**, Minneapolis, MN (US)
(**) Term: **15 Years**
(21) Appl. No.: **29/961,627**
(22) Filed: **Sep. 6, 2024**
(51) **LOC (15) Cl.** **11-01**
(52) **U.S. Cl.**
USPC **D11/34**
(58) **Field of Classification Search**
USPC D11/1, 3, 4, 26-39, 91, 92
CPC A44C 9/00; A44C 9/0007; A44C 9/0014; A44C 9/0023; A44C 9/003; A44C 9/0038; A44C 9/0046; A44C 9/0053; A44C 9/0061; A44C 9/0069; A44C 9/0076; A44C 9/0084; A44C 9/0092; A44C 9/02; A44C 17/0258; A44C 17/0266; A44C 17/0275; A44C 17/0283; A44C 17/02; A44C 17/0208; A44C 17/0216; A44C 17/0225; A44C 17/0233; A44C 17/0241; A44C 17/025; A44C 17/0291; A44C 1/00; A44C 3/00
See application file for complete search history.

(56) **References Cited**
U.S. PATENT DOCUMENTS
1,178,186 A * 4/1916 Spaney A44C 9/0023
63/15.7
2,177,314 A * 10/1939 Von Dachenhausen
A44C 9/0023
63/15.4

4,307,502 A * 12/1981 Scola A44C 9/0023
63/15.4
D264,827 S * 6/1982 Cunningham D11/27
5,253,490 A * 10/1993 Doganay A44C 9/0015
63/15
D377,769 S * 2/1997 Roemer D11/39
5,727,399 A * 3/1998 Bergagnini A44C 9/0023
63/15.4
D449,245 S * 10/2001 Ambar D11/36
D520,897 S * 5/2006 Sandberg D11/34
D525,555 S * 7/2006 Sandberg D11/34
D525,556 S * 7/2006 Sandberg D11/34
D655,217 S * 3/2012 Thevenaz D11/26
D679,214 S * 4/2013 Huskinson D11/26
D690,220 S * 9/2013 Huskinson D11/26
D691,061 S * 10/2013 Huskinson D11/34
D878,955 S * 3/2020 Gurung D11/34
D934,104 S * 10/2021 Messika D11/35

(Continued)

Primary Examiner — Melanie Pellegrini
(74) *Attorney, Agent, or Firm* — Brown Rudnick LLP;
Matthew P. York

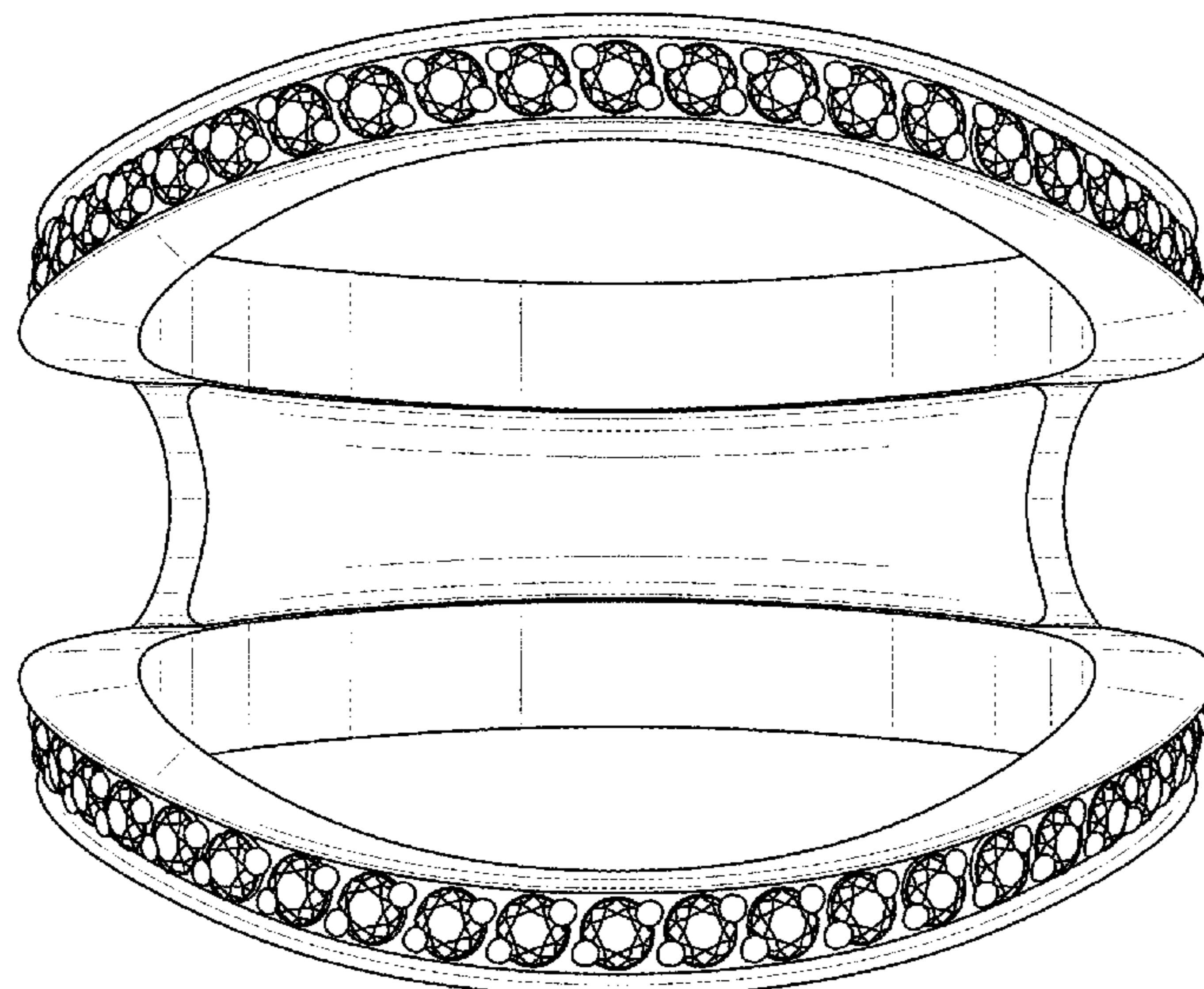
(57) **CLAIM**

The ornamental design for a ring enhancer as shown and described.

DESCRIPTION

FIG. 1 is a front-right perspective view of a first embodiment of the ring enhancer;
FIG. 2 is a front elevation view thereof, the back elevation view thereof being identical;
FIG. 3 is a right elevation view thereof, the left elevation view thereof being identical;
FIG. 4 is a plan view thereof; and,
FIG. 5 is a bottom view thereof.
Surface shading in FIGS. 1-5 is provided solely to indicate contour. All other surface(s) or portion(s) of our ring enhancer not shown in the figures or otherwise described in the specification form no part of the claimed designs.

1 Claim, 5 Drawing Sheets



(56)

References Cited

U.S. PATENT DOCUMENTS

D962,113	S	*	8/2022	She	D11/34
D962,814	S	*	9/2022	She	D11/34
D967,728	S	*	10/2022	She	D11/34
D971,056	S	*	11/2022	Tysander	D11/26
D1,019,455	S	*	3/2024	Friedman	D11/26
D1,062,504	S	*	2/2025	Thompson	D11/26
D1,062,505	S	*	2/2025	Thompson	D11/26
D1,063,681	S	*	2/2025	Amfitheatrof	D11/34
D1,064,900	S	*	3/2025	Scheufele	D11/26
D1,064,901	S	*	3/2025	Scheufele	D11/26
D1,066,106	S	*	3/2025	Thompson	D11/26
2012/0011888	A1	*	1/2012	Patterson A44C	17/0216 63/15

* cited by examiner



FIG. 1

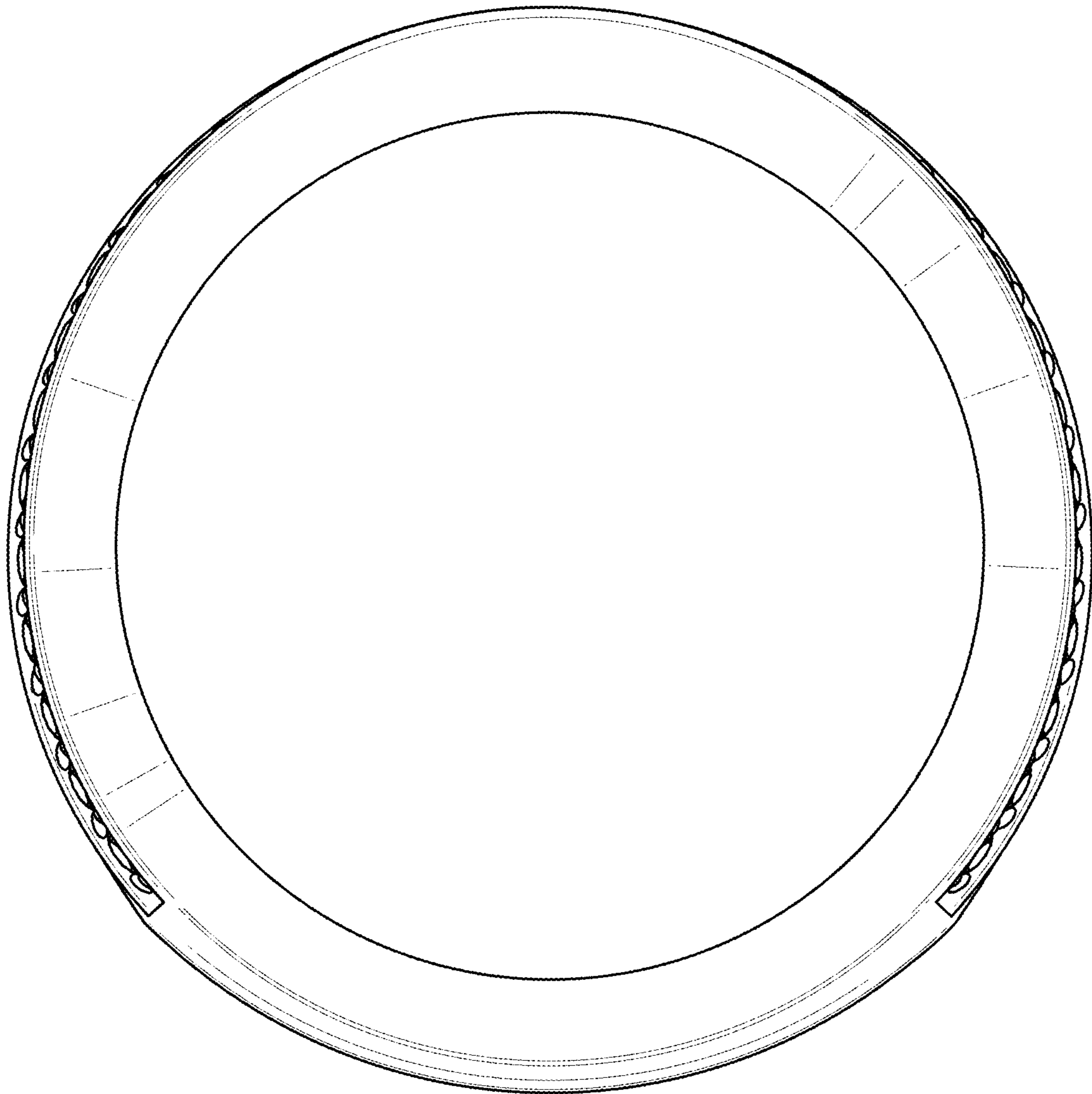


FIG. 2

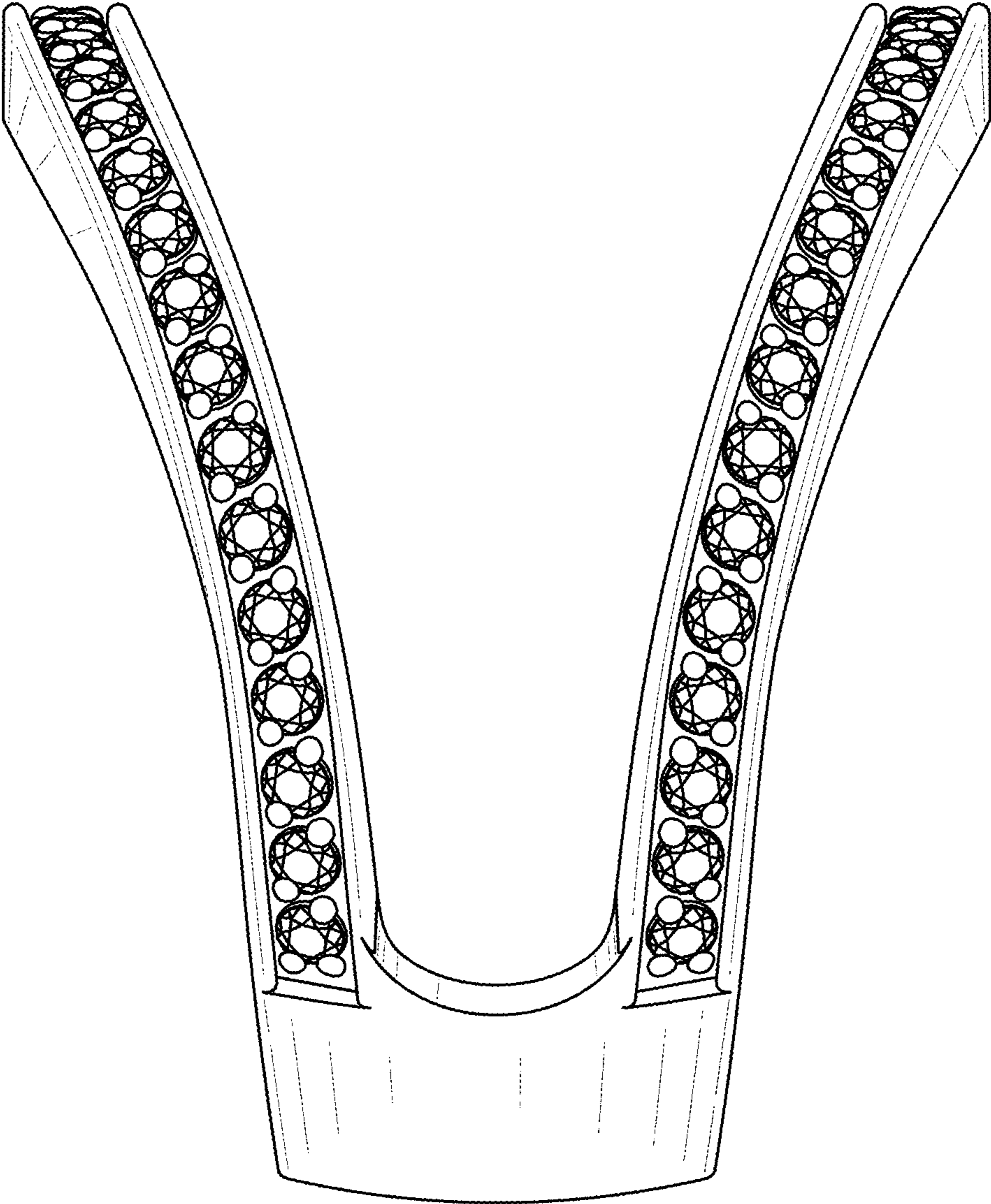


FIG. 3

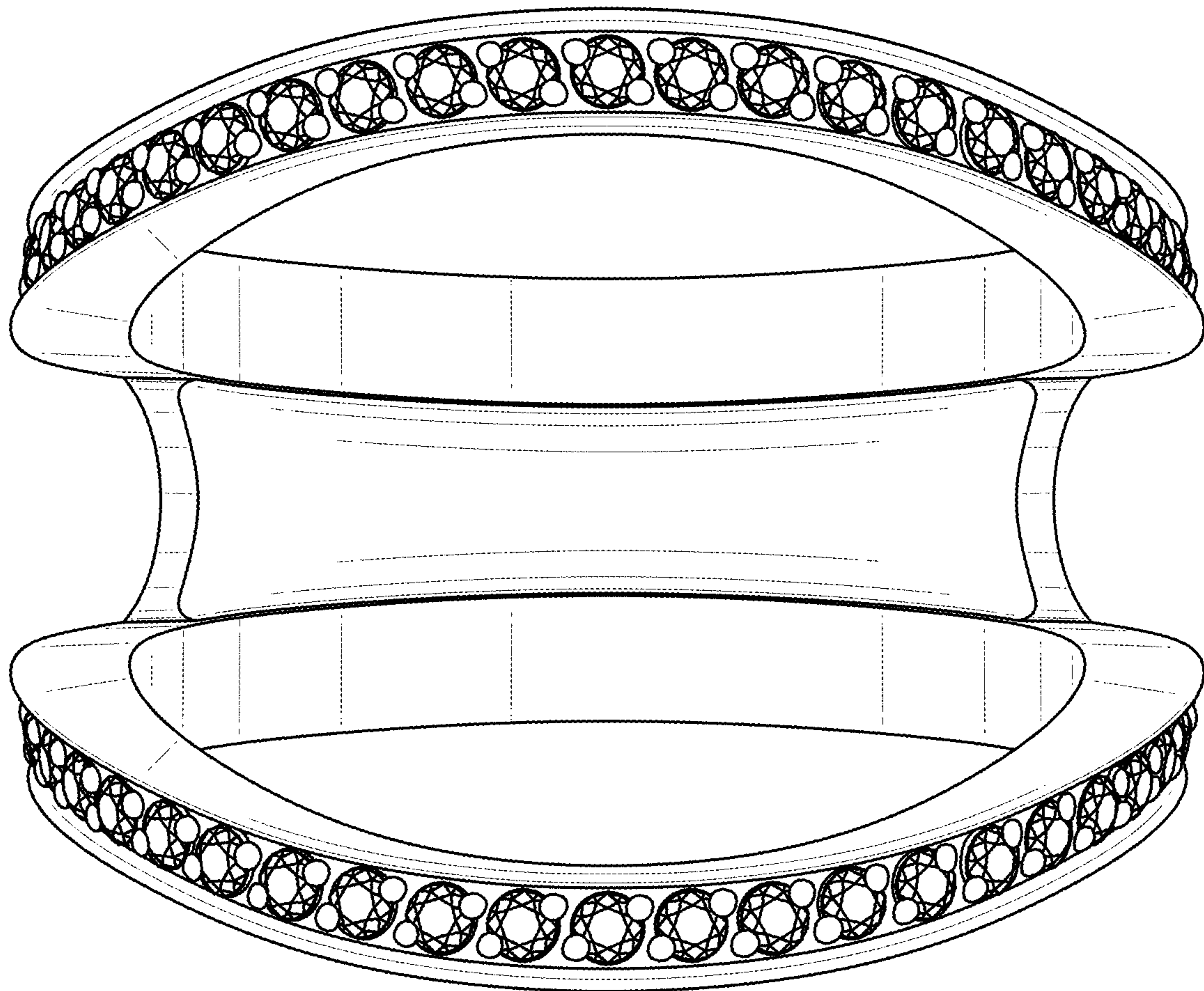


FIG. 4

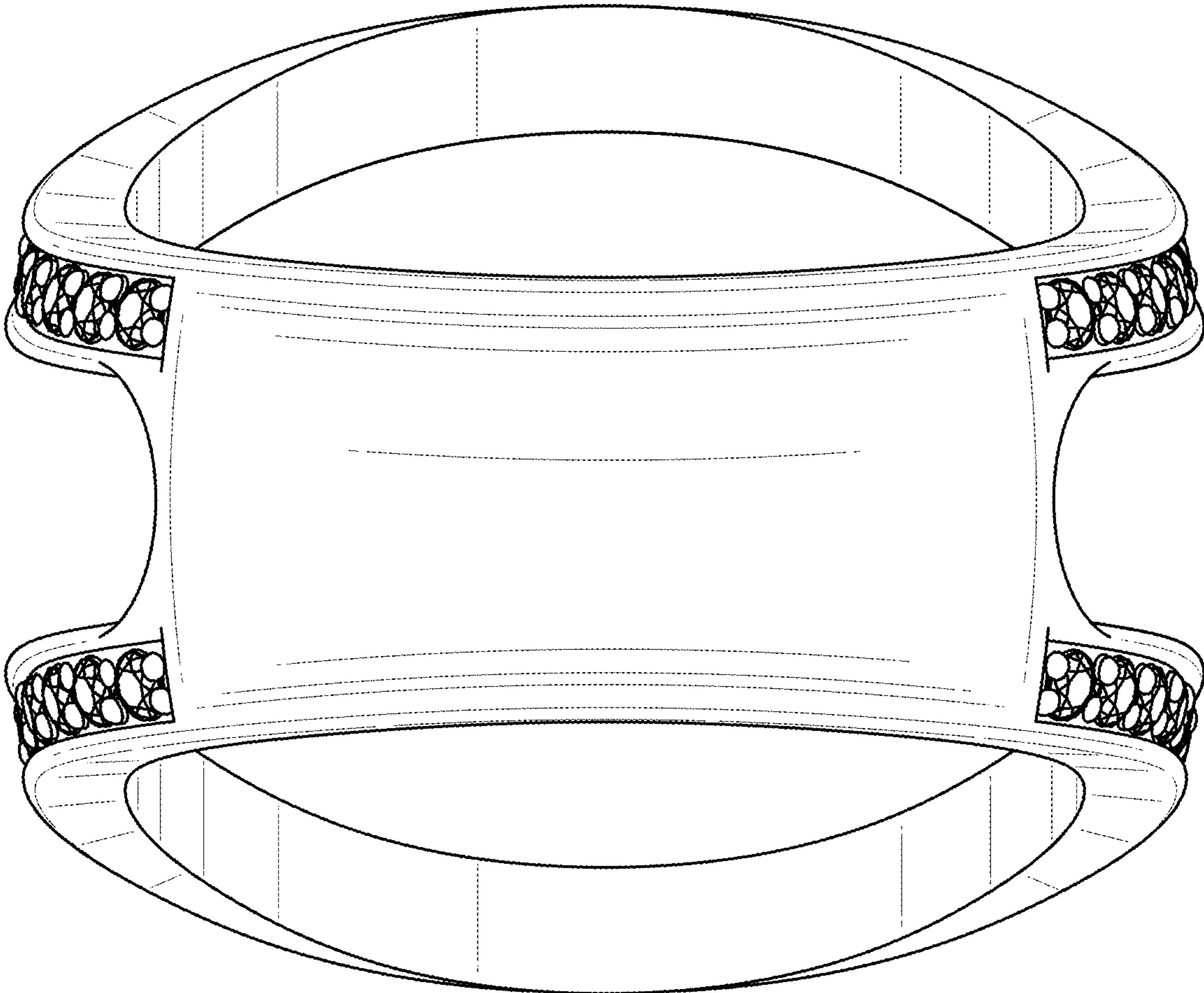


FIG. 5