



US0D1096765S

(12) **United States Design Patent**
Wang et al.

(10) **Patent No.: US D1,096,765 S**
(45) **Date of Patent: ** *Oct. 7, 2025**

(54) **DISPLAY SCREEN OR PORTION THEREOF WITH GRAPHICAL USER INTERFACE**

(71) Applicant: **HONOR DEVICE CO., LTD.**,
Guangdong (CN)

(72) Inventors: **Long Wang**, Shenzhen (CN); **Jie Yi**,
Shenzhen (CN)

(73) Assignee: **HONOR DEVICE CO., LTD.**,
Shenzhen (CN)

(*) Notice: This patent is subject to a terminal disclaimer.

(**) Term: **15 Years**

(21) Appl. No.: **29/818,489**

(22) Filed: **Dec. 9, 2021**

(30) **Foreign Application Priority Data**

Jun. 11, 2021 (CN) 202130365196.5

(51) **LOC (15) Cl.** **14-04**

(52) **U.S. Cl.**
USPC **D14/485**; D14/489

(58) **Field of Classification Search**

USPC D14/485–495
CPC G06F 3/048; G06F 3/0481; G06F 3/04812;
G06F 3/04815; G06F 3/04817; G06F
3/0482; G06F 3/0483; G06F 3/0484;
G06F 3/04842; G06F 3/04845; G06F
3/04847; G06F 3/0485; G06F 3/04855;
G06F 3/0486; G06F 3/04886; G06Q
30/00; G06Q 30/02; G06Q 30/0237;
G06Q 30/0238; G06Q

(Continued)

(56) **References Cited**

U.S. PATENT DOCUMENTS

D495,715 S * 9/2004 Gildred D14/486
D688,698 S * 8/2013 Phelan D14/489

(Continued)

FOREIGN PATENT DOCUMENTS

EM 008792733-0001 * 12/2021
EM 008792733-0002 * 12/2021

(Continued)

OTHER PUBLICATIONS

“Editable vector layout split screen column icon”, posted Aug. 23, 2024 [online], [retrieved Feb. 19, 2025]. Retrieved from internet, <https://www.shutterstock.com/image-vector/editable-vector-layout-split-screen-column-2507040855> (Year: 2024).*

(Continued)

Primary Examiner — Christian P. Mclean
Assistant Examiner — Emilee Voigt

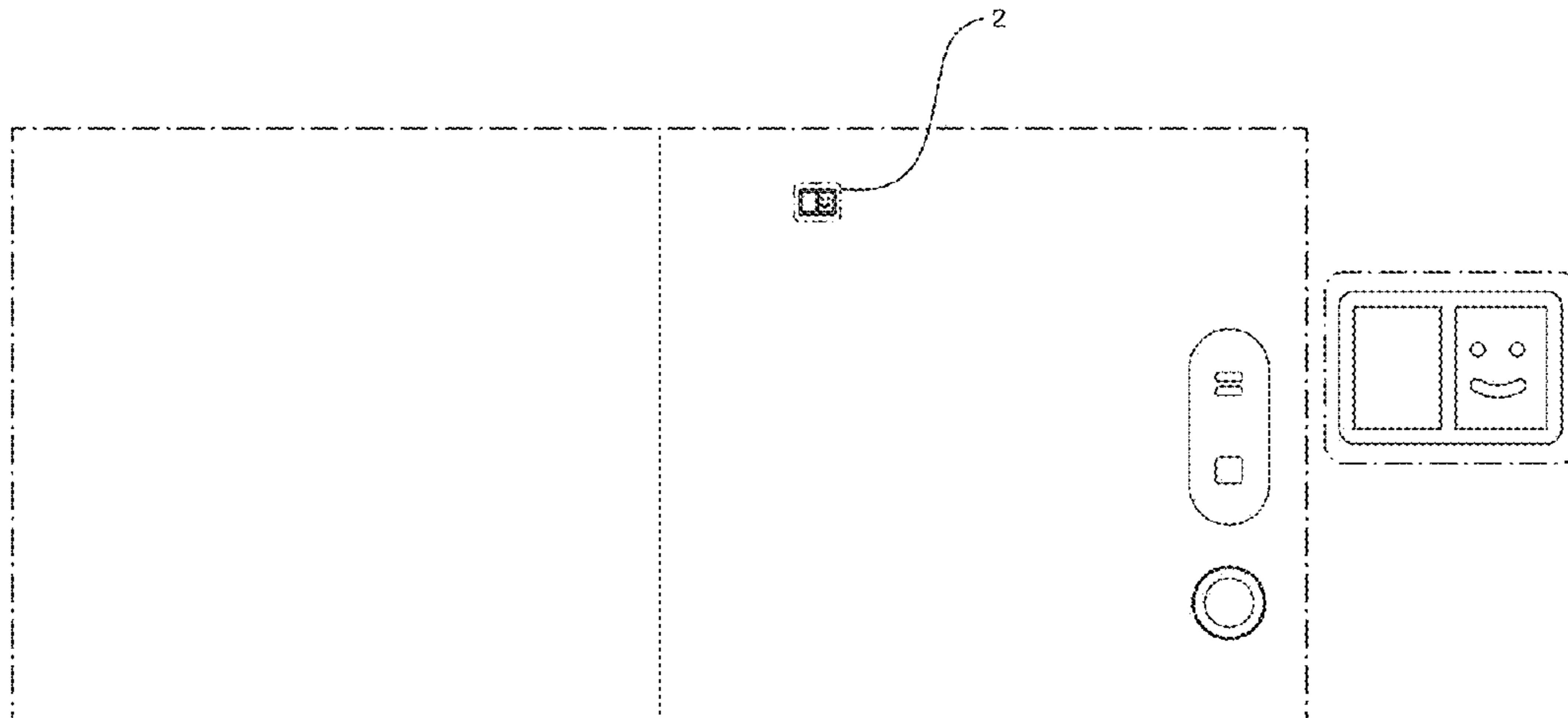
(57) **CLAIM**

The ornamental design for a display screen or portion thereof with graphical user interface, as shown and described.

DESCRIPTION

FIG. 1 is a front view of a first embodiment of a display screen or portion thereof with a graphical user interface, showing our new design;
FIG. 2 is an enlarged front view of the portion 2 of FIG. 1;
FIG. 3 is a front view of a second embodiment of a display screen or portion thereof with a graphical user interface, showing our new design; and,
FIG. 4 is an enlarged front view of the portion 4 of FIG. 3. The outermost dash-dot broken lines in the drawings illustrate the display screen or portion thereof and form no part of the claimed design. The other broken lines in the drawings illustrate portions of the graphical user interface that form no part of the claimed design.

1 Claim, 4 Drawing Sheets



(58) **Field of Classification Search**

CPC 30/0239; H03J 1/00; H03J 1/0008; H03J 1/0016; H03J 1/0025; H04N 5/00; H04N 5/08; H04N 5/14; H04N 5/222; H04N 5/225; H04N 5/232; H04N 5/23222; H04N 5/23293; H04N 5/232933; H04N 5/232935; H04N 5/445; H04N 5/44504; H04N 5/45; H04N 21/00; H04N 21/234; H04N 21/431; H04N 21/4312; H04N 21/4314; H04N 21/4316; H04N 21/4532; H04N 21/4622; H04N 21/47; H04N 21/478; H04N 21/482; H04N 21/4884; H04N 21/4888; H04N 21/4856; H04N 21/485; H04N 21/6547

See application file for complete search history.

(56) **References Cited**

U.S. PATENT DOCUMENTS

D688,699	S	*	8/2013	Gleasant	D14/489
D764,522	S	*	8/2016	Murillo	D14/488
D765,131	S	*	8/2016	Murillo	D14/488
D827,668	S	*	9/2018	Pinzon Garcia	D14/489
D847,196	S	*	4/2019	Tsukamoto	D14/488
D868,105	S	*	11/2019	Bachman	D14/489
D910,070	S	*	2/2021	Perrin	D14/489
D933,097	S	*	10/2021	Jeon	D14/492
D939,575	S	*	12/2021	Boelte	D14/492
D949,162	S	*	4/2022	Kim	D14/485
D949,918	S	*	4/2022	Bill	D14/492
D969,140	S	*	11/2022	Shao	D14/485
D973,102	S	*	12/2022	Sheen	D14/495
D974,406	S	*	1/2023	Lee	D14/489
D974,407	S	*	1/2023	Lee	D14/489
D981,434	S	*	3/2023	Hart	D14/486
D1,007,522	S	*	12/2023	Wang	D14/487
D1,030,772	S	*	6/2024	Gupta	D14/488

D1,038,986	S	*	8/2024	Gupta	D14/488
D1,060,384	S	*	2/2025	Degnan, Jr.	D14/492
D1,068,847	S	*	4/2025	Degnan, Jr.	D14/492
D1,073,721	S	*	5/2025	Suh	D14/487
D1,073,725	S	*	5/2025	Sheen	D14/486
D1,078,792	S	*	6/2025	Liao	D14/489
D1,080,683	S	*	6/2025	Reiner	D14/492
D1,082,851	S	*	7/2025	Tsai	D14/492
2024/0244314	A1	*	7/2024	Huang	G06F 1/1626

FOREIGN PATENT DOCUMENTS

EM	008792733-0003	*	12/2021
EM	008792733-0004	*	12/2021
EM	008792733-0005	*	12/2021
EM	008792733-0006	*	12/2021
EM	008792733-0007	*	12/2021
EM	008792733-0008	*	12/2021
EM	008792733-0009	*	12/2021
EM	008792733-0010	*	12/2021
GB	6180848	*	12/2021
GB	6180849	*	12/2021
GB	6180850	*	12/2021
GB	6180851	*	12/2021
GB	6180852	*	12/2021
GB	6180853	*	12/2021
GB	6180854	*	12/2021
GB	6180855	*	12/2021
GB	6180856	*	12/2021
GB	6180857	*	12/2021

OTHER PUBLICATIONS

“Honor Camera—Multi-Video Air Gestures”, posted date unavailable [online], [retrieved Feb. 19, 2025]. Retrieved from internet, <https://ifdesign.com/en/winner-ranking/project/honor-camera-multi-video-air-gestures/549027> (Year: 2025).*

* cited by examiner

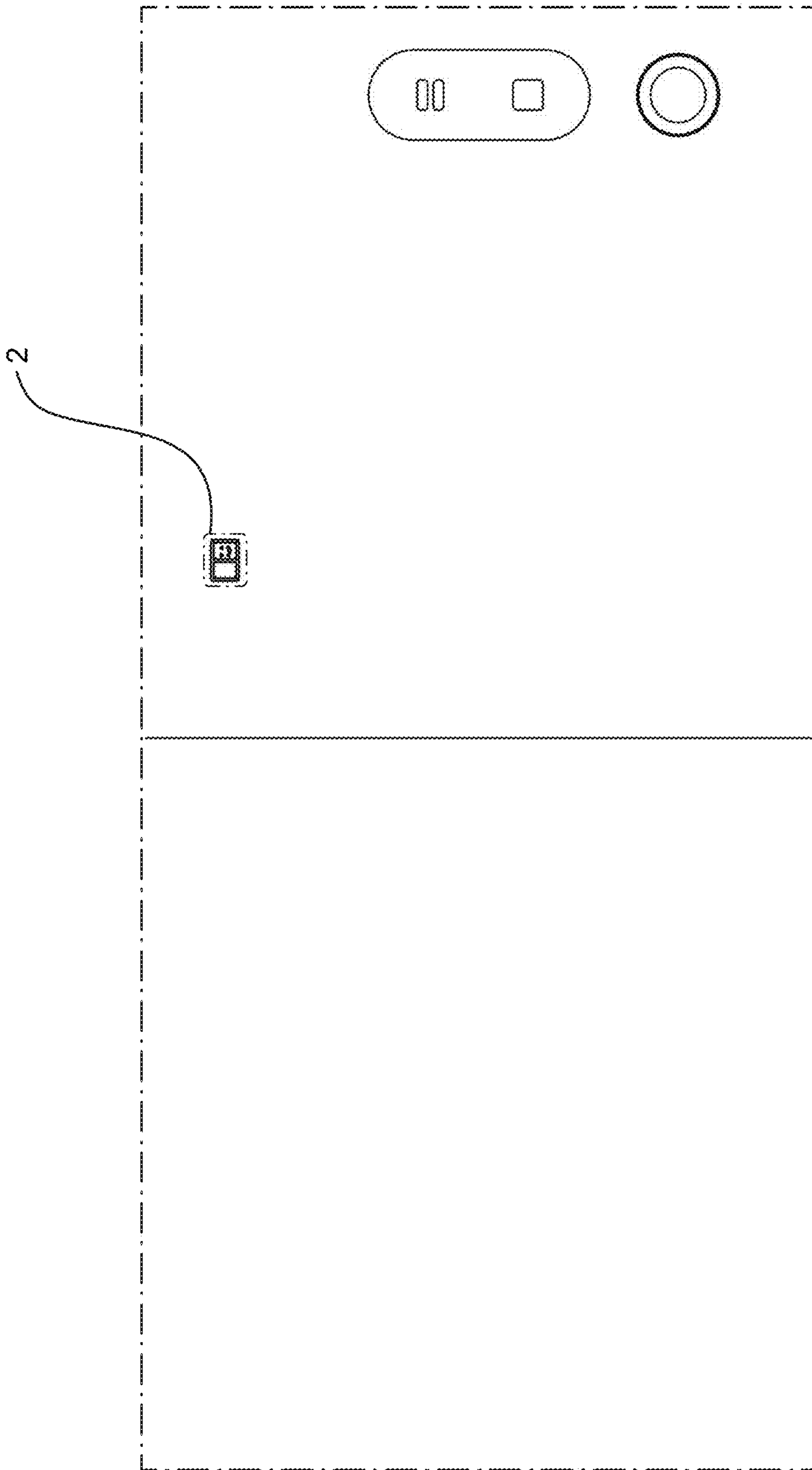


FIG. 1

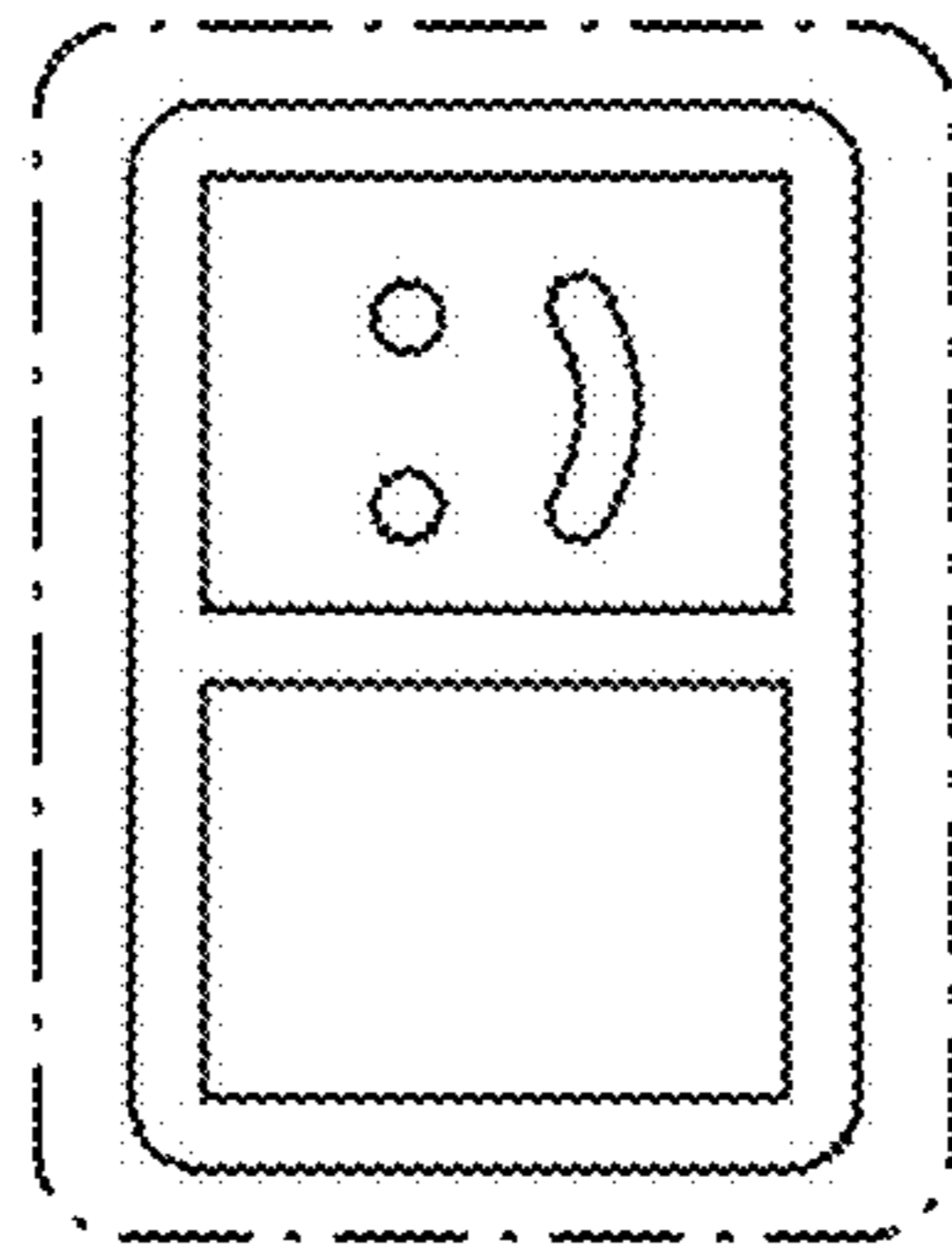


FIG. 2

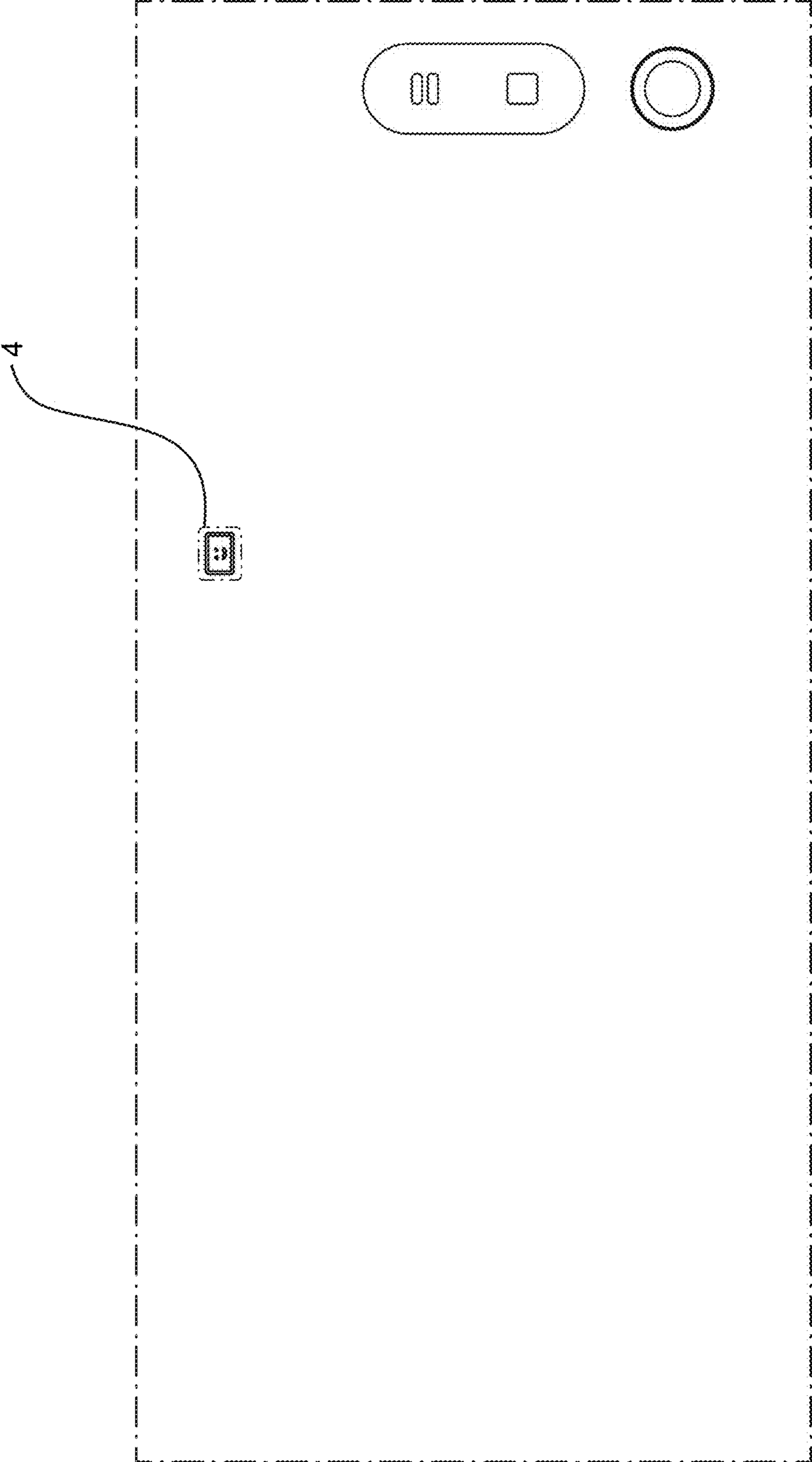


FIG. 3

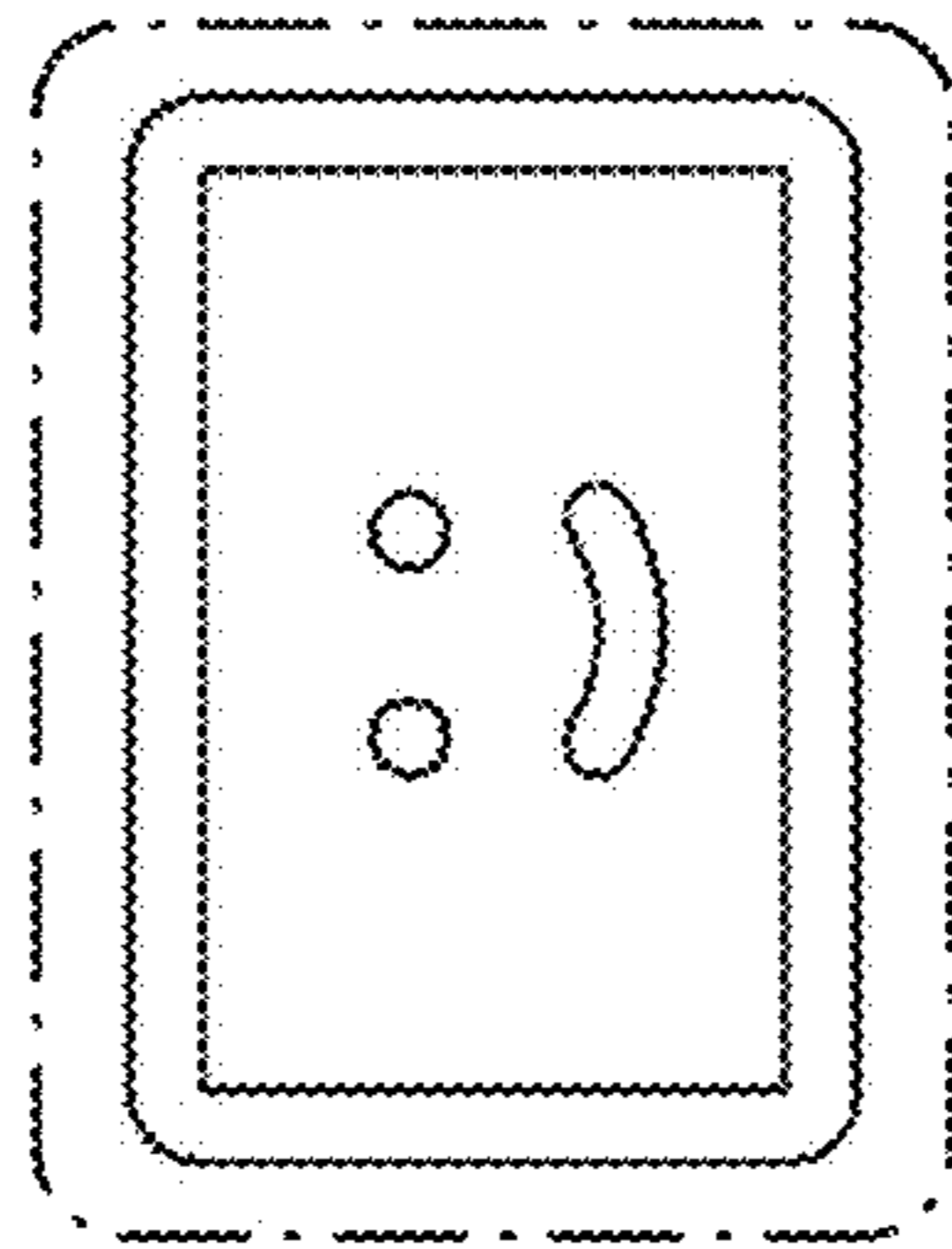


FIG. 4

UNITED STATES PATENT AND TRADEMARK OFFICE
CERTIFICATE OF CORRECTION

PATENT NO. : D1,096,765 S
APPLICATION NO. : 29/818489
DATED : October 7, 2025
INVENTOR(S) : Long Wang

Page 1 of 1

It is certified that error appears in the above-identified patent and that said Letters Patent is hereby corrected as shown below:

On the Title Page

Item (71) Change “(71) Applicant: HONOR DEVICE CO., LTD., Guangdong (CN)” to --(71)
Applicant: HONOR DEVICE CO., LTD., Shenzhen (CN)--

Signed and Sealed this
Eleventh Day of November, 2025



John A. Squires
Director of the United States Patent and Trademark Office