



US0D1092370S

(12) **United States Design Patent**
Sato

(10) **Patent No.:** **US D1,092,370 S**

(45) **Date of Patent:** **** Sep. 9, 2025**

(54) **AUTOMOTIVE TIRE**

(71) Applicant: **Toyo Tire Corporation**, Hyogo (JP)

(72) Inventor: **Yoshiki Sato**, Hyogo (JP)

(73) Assignee: **Toyo Tire Corporation**, Hyogo (JP)

(**) Term: **15 Years**

(21) Appl. No.: **29/920,222**

(22) Filed: **Dec. 8, 2023**

(30) **Foreign Application Priority Data**

Jun. 23, 2023 (JP) 2023-012846 D

(51) **LOC (15) Cl.** **12-15**

(52) **U.S. Cl.**
USPC **D12/605**

(58) **Field of Classification Search**
USPC D12/568-605, 900, 901
CPC Y10T 152/10027; B60C 1/0016; B60C
11/0306; B60C 11/0302; B60C 3/06;
B60C 9/17
See application file for complete search history.

(56) **References Cited**

U.S. PATENT DOCUMENTS

D495,294 S * 8/2004 Ochi D12/605
D627,715 S * 11/2010 Umstot D12/605
D638,354 S * 5/2011 Strader D12/605
D663,259 S * 7/2012 Umstot D12/605
D664,915 S * 8/2012 Maxwell D12/605

D772,799 S 11/2016 Shondel
D788,026 S 5/2017 Lundgren et al.
D845,224 S * 4/2019 Kochanek D12/900
D847,088 S * 4/2019 Scheifele D12/605
D877,698 S * 3/2020 Lundgren D12/605
D922,312 S * 6/2021 Fox D12/605
D937,758 S * 12/2021 Nakaishi D12/605
D988,980 S * 6/2023 Shondel D12/605
D1,003,818 S * 11/2023 Shondel D12/605
D1,043,548 S * 9/2024 Lundgren D12/605

* cited by examiner

Primary Examiner — John A Voytek

(74) *Attorney, Agent, or Firm* — Ballard Spahr LLP

(57) **CLAIM**

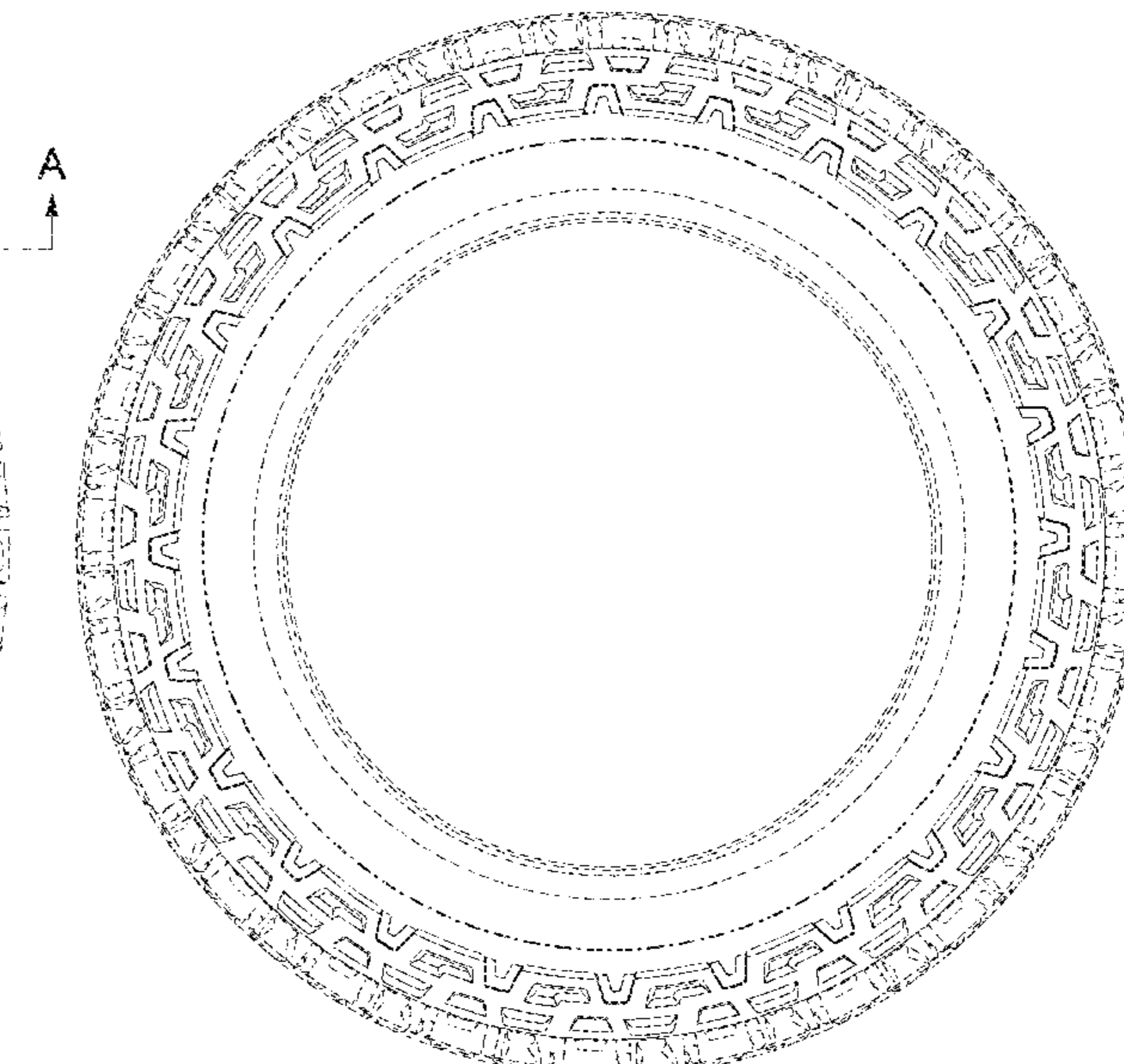
The ornamental design for an automotive tire, as shown and described.

DESCRIPTION

FIG. 1 is a front perspective view of an automotive tire;
FIG. 2 is a front elevational view thereof;
FIG. 3 is a back elevational view thereof;
FIG. 4 is a right side elevational view thereof;
FIG. 5 is a left side elevational view thereof;
FIG. 6 is a top plan view thereof;
FIG. 7 is a bottom plan view thereof;
FIG. 8 is a an enlarged view of section A-A shown in FIG. 1; and,
FIG. 9 is a cross-sectional view taken along line B-B shown in FIG. 2.

The broken lines in the drawings depict portions of the automotive tire that form no part of the claimed design. The hatching of FIG. 9 also forms no part of the claimed design.

1 Claim, 8 Drawing Sheets






FIG.1

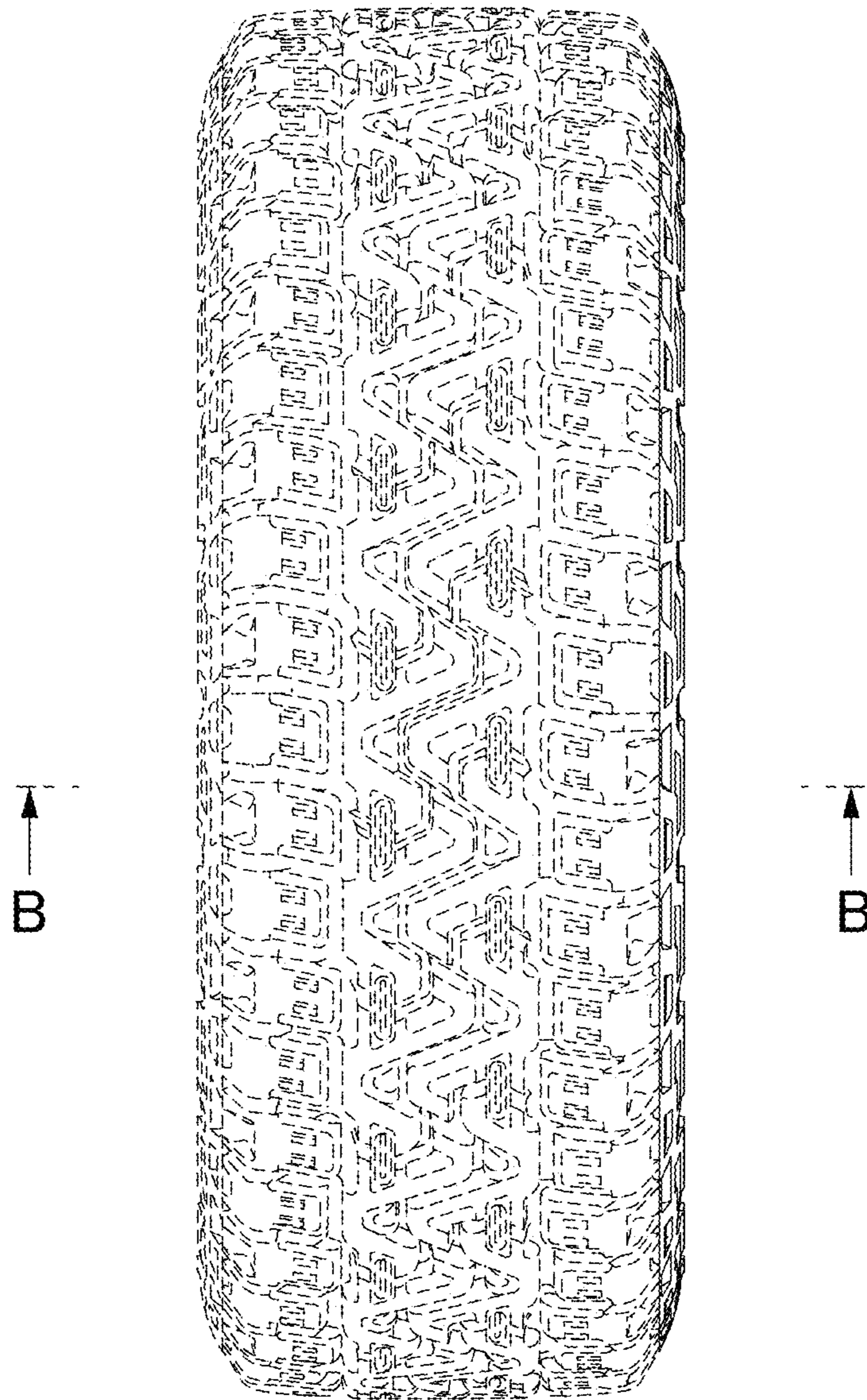


FIG.2

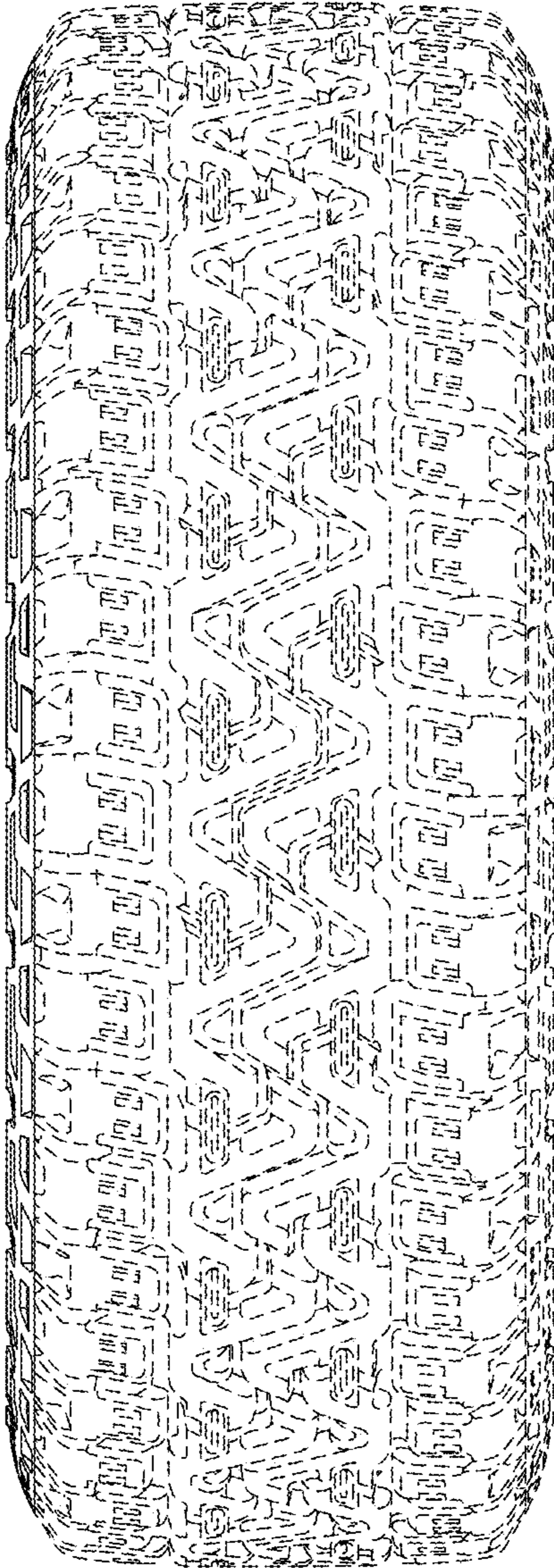


FIG.3




FIG.4




FIG.5

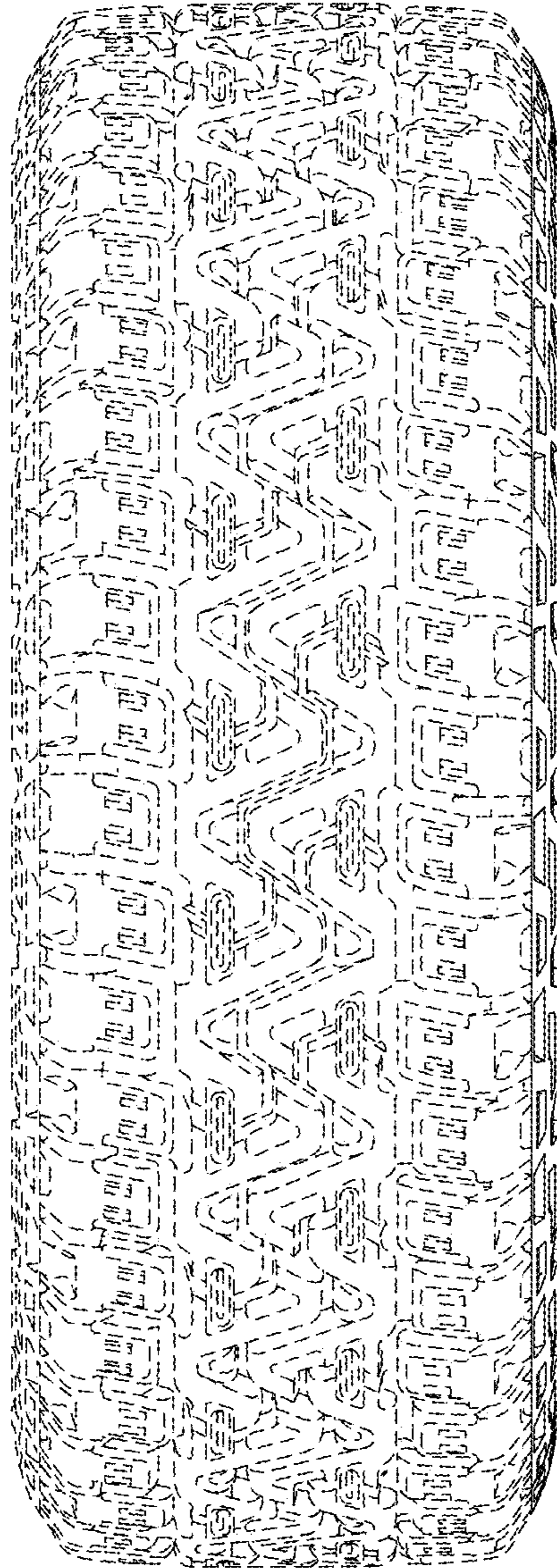


FIG.6

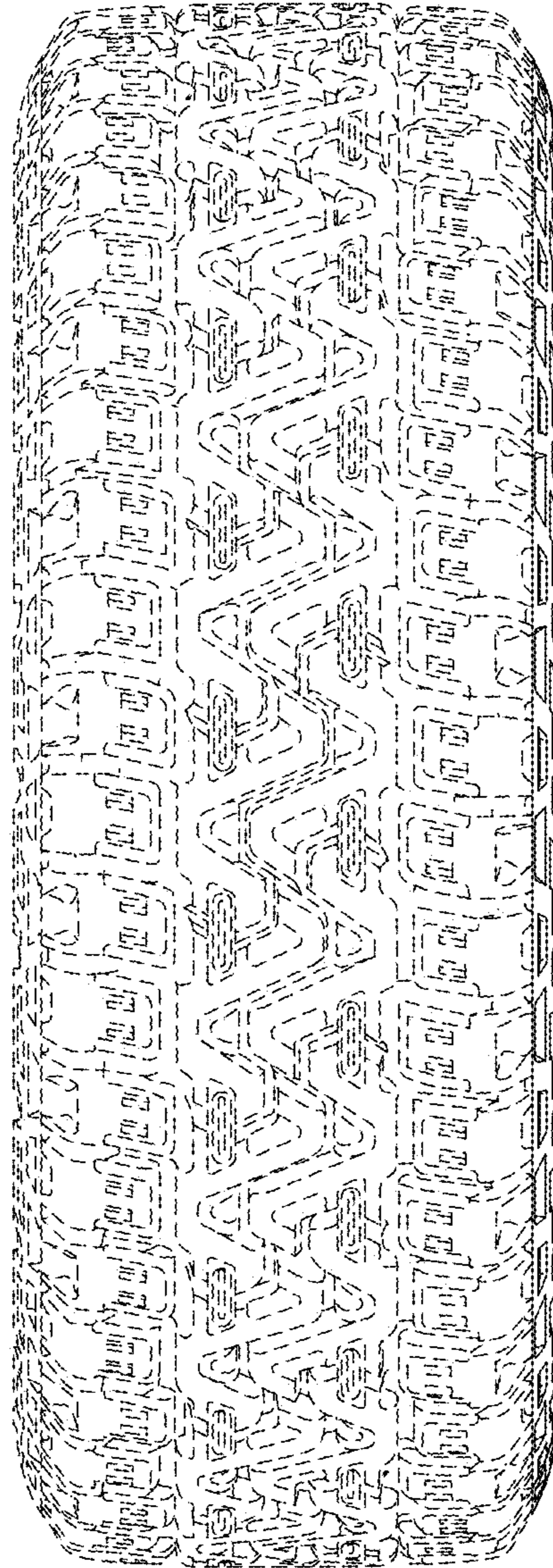


FIG.7

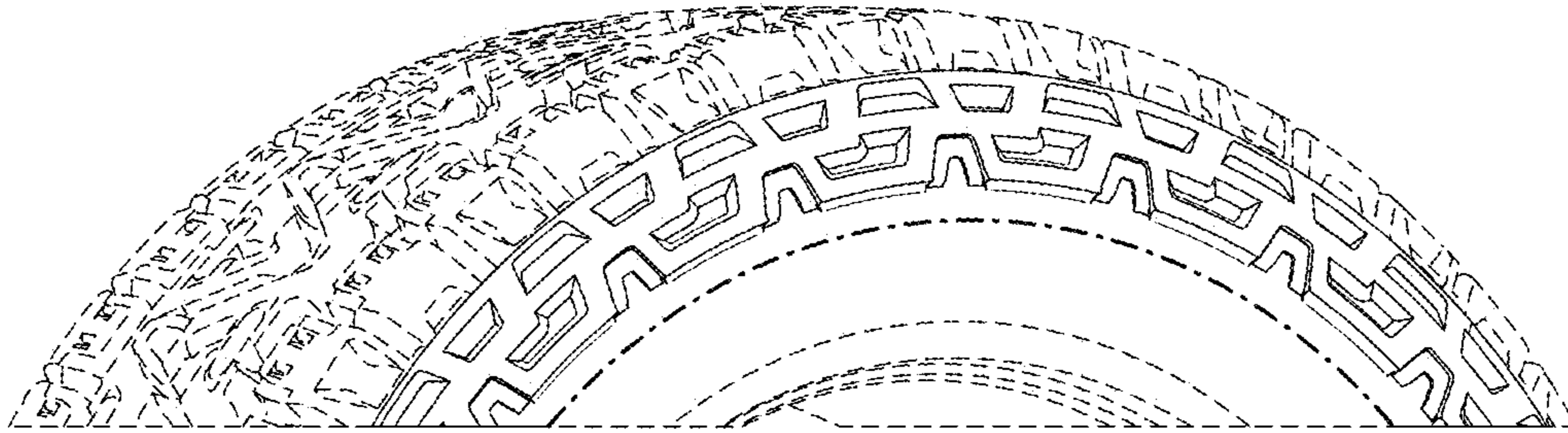


FIG. 8




FIG. 9