



US0D1080818S

(12) **United States Design Patent**  
**Bucher**

(10) **Patent No.: US D1,080,818 S**

(45) **Date of Patent: \*\* \*Jun. 24, 2025**

(54) **BATHTUB ENCLOSURE**

(71) Applicant: **Project Soak, LLC**, Irving, TX (US)

(72) Inventor: **Christophe Bucher**, Hillsborough, NJ (US)

(73) Assignee: **Project Soak, LLC**, Irving, TX (US)

(\*) Notice: This patent is subject to a terminal disclaimer.

(\*\*) Term: **15 Years**

(21) Appl. No.: **29/772,696**

(22) Filed: **Mar. 3, 2021**

(51) **LOC (15) Cl.** ..... **23-06**

(52) **U.S. Cl.**  
USPC ..... **D23/275**

(58) **Field of Classification Search**  
USPC ..... D23/270, 273, 275, 283, 304-305  
CPC . F16B 9/054; F16B 9/056; A47K 3/30; A47K 3/405

See application file for complete search history.

(56) **References Cited**

**U.S. PATENT DOCUMENTS**

D233,932 S *	12/1974	Seymour	.....	D23/305
D444,866 S *	7/2001	Paredes	.....	D23/305
D445,491 S *	7/2001	Paredes	.....	A47K 3/281
				D23/305
D495,789 S *	9/2004	Helmetsie	.....	D23/283
6,938,868 B2 *	9/2005	Pence	.....	F16B 9/054
				4/600
D531,709 S *	11/2006	Hisey	.....	D23/283
D561,308 S *	2/2008	Breymaier	.....	D23/275
D576,262 S *	9/2008	Ishiyama	.....	D23/305
D588,249 S *	3/2009	Patterson	.....	D23/305
D588,684 S *	3/2009	Patterson	.....	D23/305
D596,279 S *	7/2009	Patterson	.....	D23/305

D616,076 S *	5/2010	Patterson	.....	D23/283
D628,683 S *	12/2010	Andrew	.....	D23/305
D666,279 S *	8/2012	Reedy	.....	D23/283

(Continued)

**FOREIGN PATENT DOCUMENTS**

CA	122948	*	10/2007
CN	303102707	*	2/2015

**OTHER PUBLICATIONS**

Sterling 71140110-0 Accord Bath and Shower Kit, first available Feb. 27, 2009[online], [site visited Nov. 30, 2024]. Available from internet, URL:<<https://www.amazon.com/STERLING-71140110-0-60-Inch-77-75-Inch-Left-Hand/dp/B001UOMXNC?th=1>> (Year: 2009).\*

(Continued)

*Primary Examiner* — David G Muller  
*Assistant Examiner* — Jamaal Rasheed

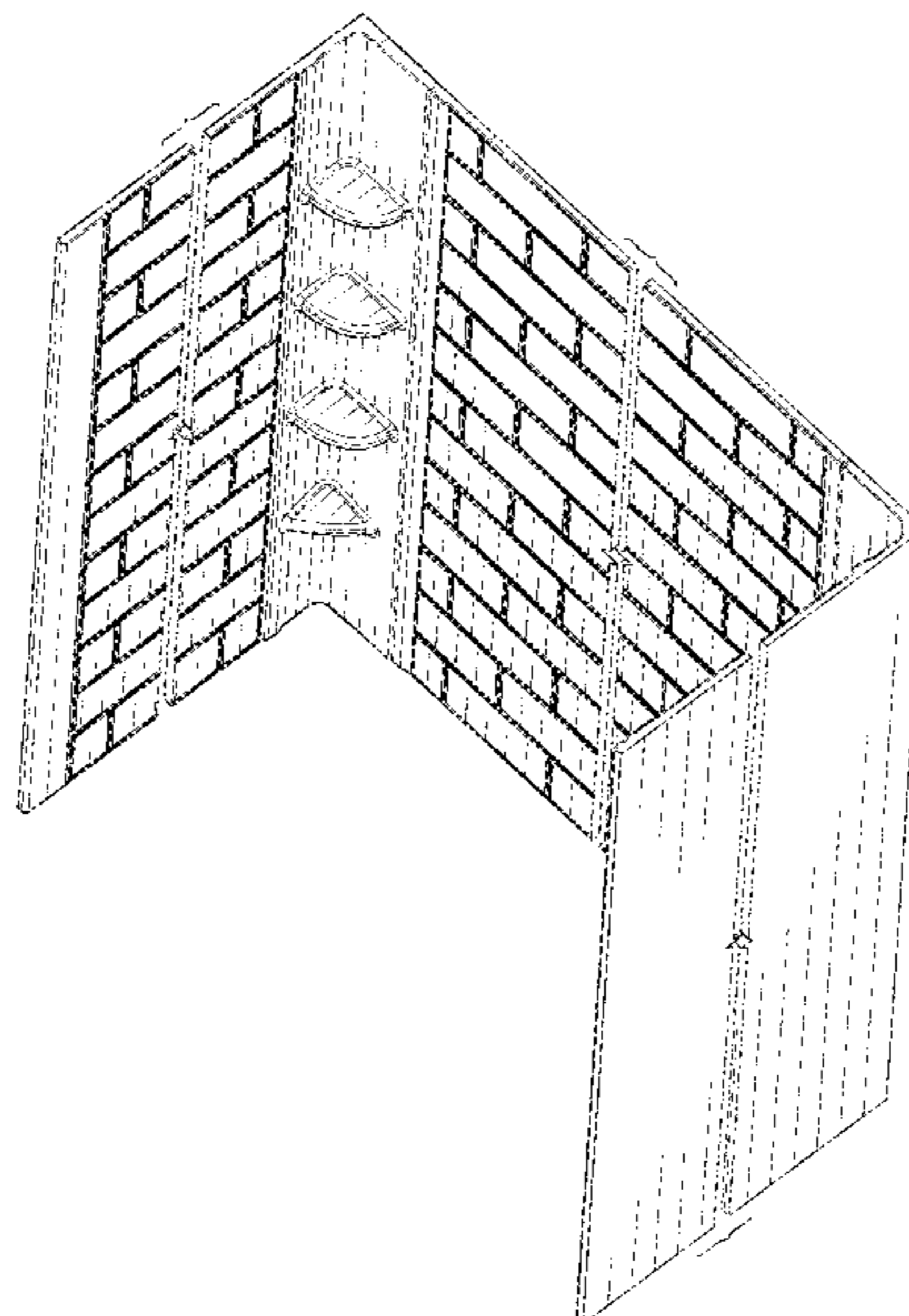
(57) **CLAIM**

The ornamental design for a bathtub enclosure as shown and described.

**DESCRIPTION**

FIG. 1 is a front, top, right side perspective view of a bathtub enclosure showing my new design;  
FIG. 2 is a front view thereof;  
FIG. 3 is a rear view thereof;  
FIG. 4 is a left side view thereof;  
FIG. 5 is a right side view thereof;  
FIG. 6 is a top view thereof;  
FIG. 7 is a bottom view thereof; and,  
FIG. 8 is a front, bottom, left side perspective view thereof. Broken lines represent portions of the bathtub enclosure that form no part of the claimed design. Broken lines associated with brackets indicate break lines and the appearance of any portion of the article between the break lines forms no part of the claimed design.

**1 Claim, 6 Drawing Sheets**



(56)

**References Cited**

U.S. PATENT DOCUMENTS

D666,702 S \* 9/2012 Reedy ..... D23/283  
D701,294 S \* 3/2014 Adams ..... D23/305

OTHER PUBLICATIONS

American Standard 2946BW.011 Studio 60"×32" Bathtub Wall ,  
first available Feb. 23, 2017[online], [site visited 11/30/20241].  
Available from internet, URL:<<https://www.amazon.com/American-Standard-2946BW-011-Studio-Bathtub/dp/B06XC6WDG7>> (Year:  
2017).\*

\* cited by examiner

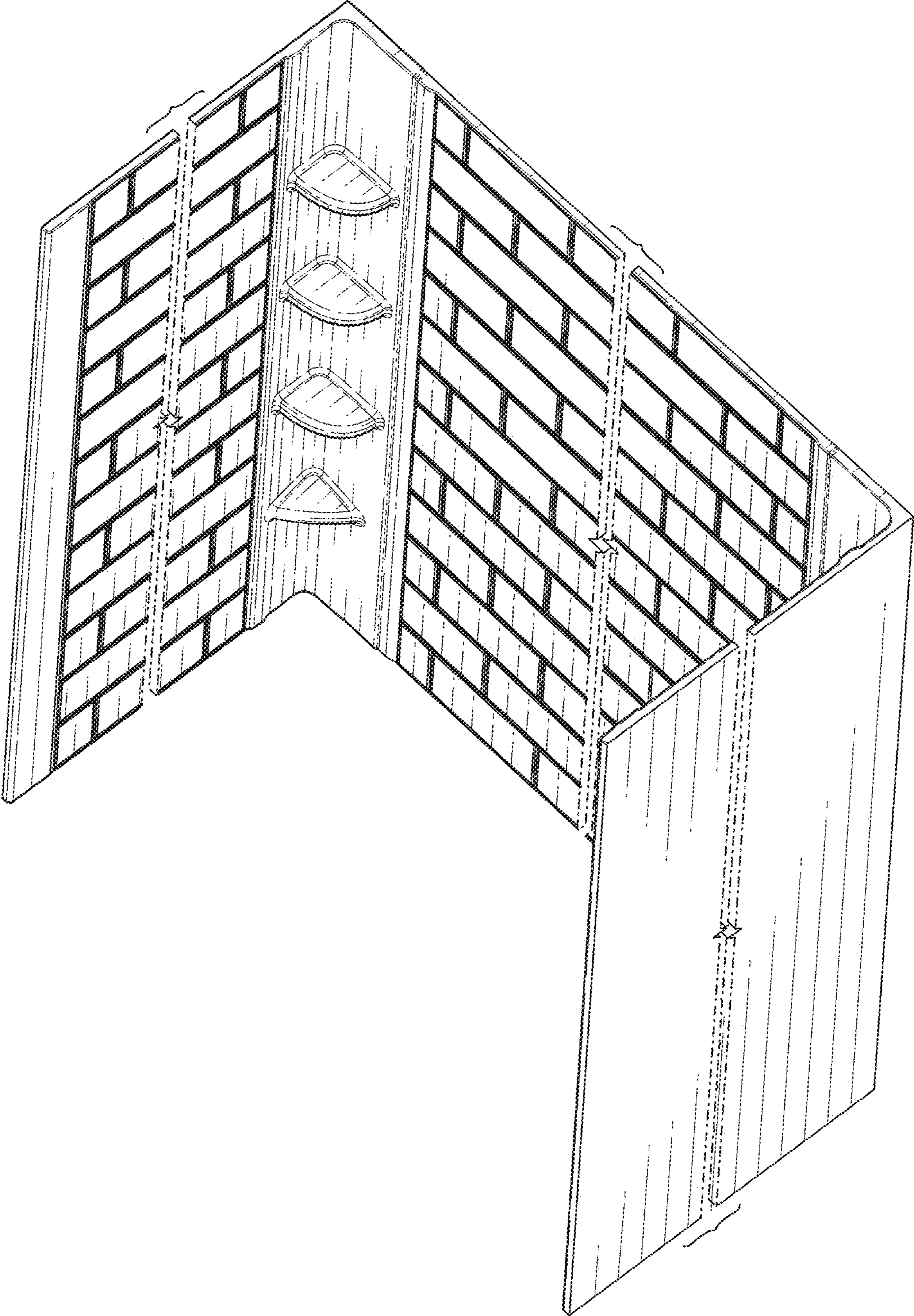


FIG. 1




FIG. 2




FIG. 3

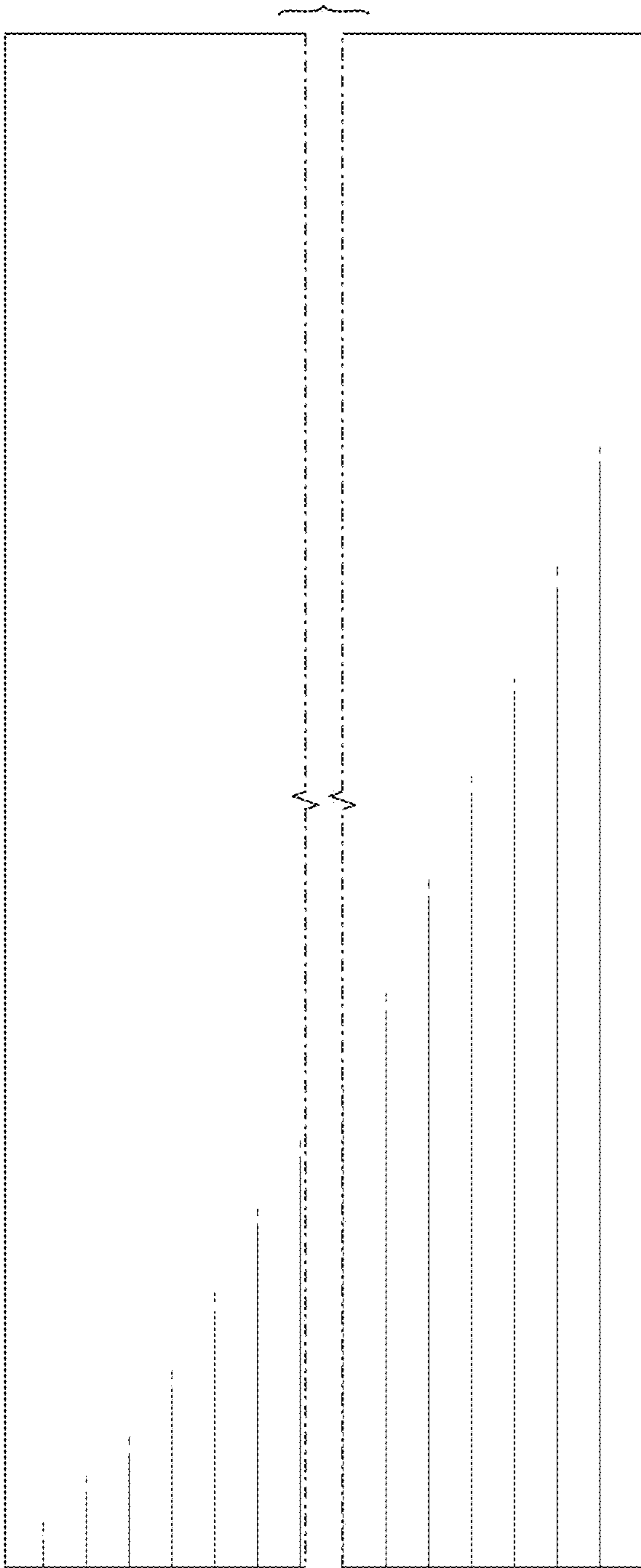


FIG. 4




FIG. 5




FIG. 6



FIG. 7




FIG. 8