US0D1079110S

(12) United States Design Patent

Gawdiak-Smyth et al.

(10) Patent No.: US D1,079,110 S
(45) Date of Patent: ** Jun. 10, 2025

(54) **VAPORIZER**

(71) Applicant: **Blends Creative Inc.**, Toronto (CA)

(72) Inventors: **Taigh Gawdiak-Smyth**, Toronto (CA); **Jose De Sa**, North York (CA)

(73) Assignee: **Blends Creative Inc.**, Toronto (CA)

(**) Term: **15 Years**

(21) Appl. No.: **29/849,863**

(22) Filed: **Aug. 15, 2022**

(30) **Foreign Application Priority Data**

Jul. 21, 2022 (CA) ..... CA 214434

(51) **LOC (15) Cl.** **27-07**

(52) **U.S. Cl.**
USPC **D27/162**

(58) **Field of Classification Search**
USPC D27/100, 101, 102–138, 139–161, 162, D27/170, 171, 194–196; D23/360, 366;
(Continued)

(56) **References Cited**

U.S. PATENT DOCUMENTS

9,271,528 B2 3/2016 Liu
9,498,002 B1 11/2016 Soreide
(Continued)

FOREIGN PATENT DOCUMENTS

WO 2019/072966 A1 4/2019

OTHER PUBLICATIONS

"Blend Pen". By "Aiden". No Publication Date Listed. Found Online [Sep. 22, 2023] (https://www.withaiden.com/) (Year: 2023).*
(Continued)

Primary Examiner — Marissa J. Cash
Assistant Examiner — Nicholas J Buffa
(74) *Attorney, Agent, or Firm* — Blake, Cassels & Graydon LLP; Laurie Wright; Christopher N. Hunter

(57) **CLAIM**

The ornamental design for a vaporizer substantially as shown and described.

DESCRIPTION

FIG. **1** is a top perspective view of the vaporizer;
FIG. **2** is a bottom perspective view of the vaporizer;
FIG. **3** is a top view of the vaporizer;
FIG. **4** is a bottom view of the vaporizer;
FIG. **5** is a left side view of the vaporizer;
FIG. **6** is a right side view of the vaporizer;
FIG. **7** is a front view of the vaporizer;
FIG. **8** is a rear view of the vaporizer;
FIG. **9** is an exploded top perspective view of the vaporizer in the open position;
FIG. **10** is an exploded bottom perspective view of the vaporizer in the open position;
FIG. **11** is a top view of the vaporizer in the open position;
FIG. **12** is a bottom view of the vaporizer in the open position;
FIG. **13** is a left side view of the vaporizer in the open position;
FIG. **14** is a right side view of the vaporizer in the open position;
FIG. **15** is a front view of the vaporizer in the open position; and,
FIG. **16** is a rear view of the vaporizer in the open position.
The evenly spaced broken lines in the drawings depict portions of the vaporizer that form no part of the claimed design.

1 Claim, 8 Drawing Sheets

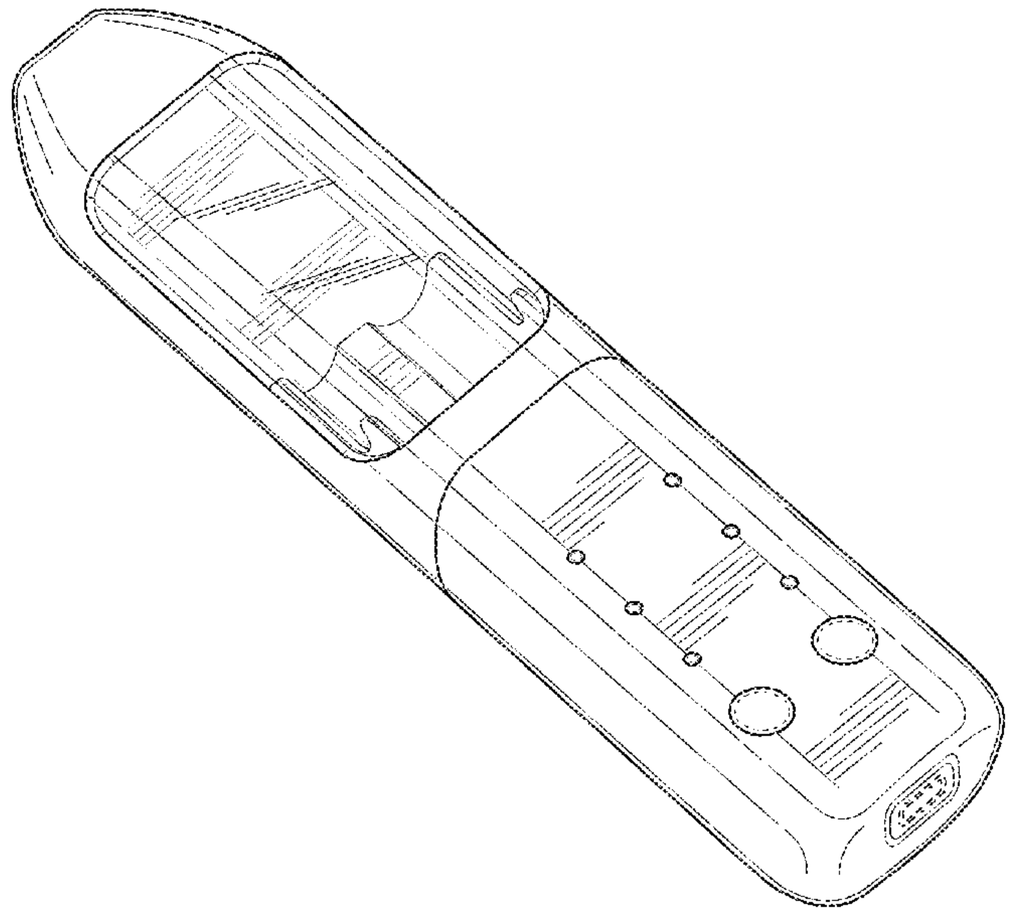

(58) **Field of Classification Search**
USPC D24/110, 110.5; D17/13; D13/103, 107, D13/118, 119
CPC A24F 40/00; A24F 40/05; A24F 40/40; A24F 40/42; A24F 40/46; A24F 47/002; A24F 47/008; A24D 1/02; A24D 1/14; A24D 1/042; G06F 3/03545
See application file for complete search history.

(56) **References Cited**

U.S. PATENT DOCUMENTS

D799,110	S *	10/2017	Qiu	D27/101
D799,113	S *	10/2017	Qiu	D27/101
D813,447	S *	3/2018	Watson	D27/162
9,936,737	B2	4/2018	Cameron et al.	
9,936,738	B2	4/2018	Cameron et al.	
10,039,320	B2	8/2018	Cameron et al.	
10,111,468	B2	10/2018	Fornarelli	
D833,063	S *	11/2018	Qiu	D27/101
D870,372	S *	12/2019	Zhu	D27/167
D874,059	S *	1/2020	Bailey	D27/162
D881,457	S *	4/2020	Ouyang	D27/162
D908,952	S *	1/2021	Guo	D27/101
D942,675	S *	2/2022	Ouyang	D27/162
D949,468	S *	4/2022	Michaud	D27/162
D953,624	S *	5/2022	Liao	D27/162
D957,045	S *	7/2022	Liu	D27/162
D985,188	S *	5/2023	Yang	D27/162
D1,044,112	S *	9/2024	Gawdiak-Smyth	D27/162
2020/0164162	A1	5/2020	Phillips et al.	
2023/0094447	A1 *	3/2023	Gawdiak-Smyth	A24F 40/65 128/202.21

OTHER PUBLICATIONS

Butler, J; International Search Report from corresponding PCT Application No. ; search completed Aug. 6, 2021.

* cited by examiner

Fig. 1

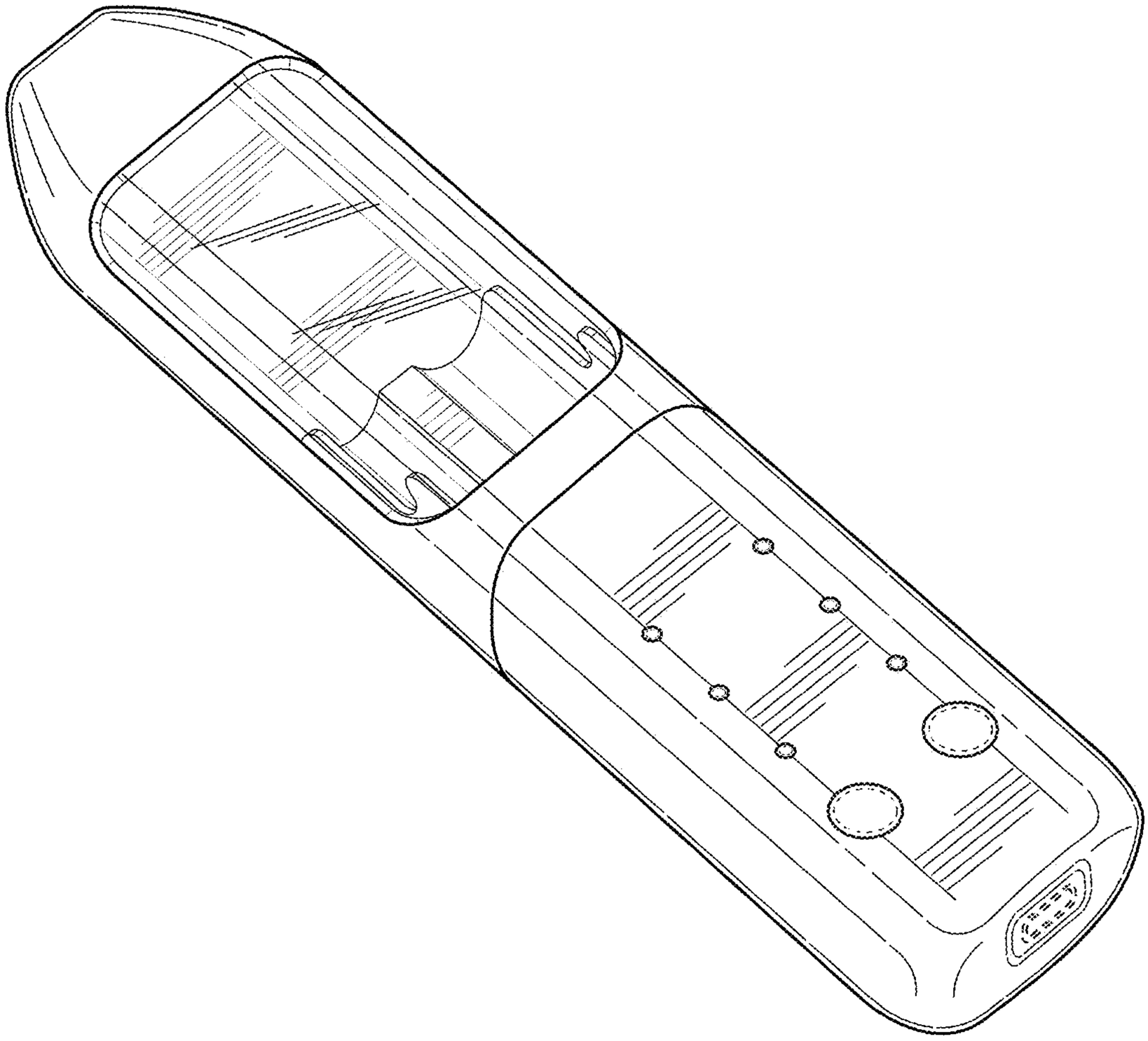

Fig. 2

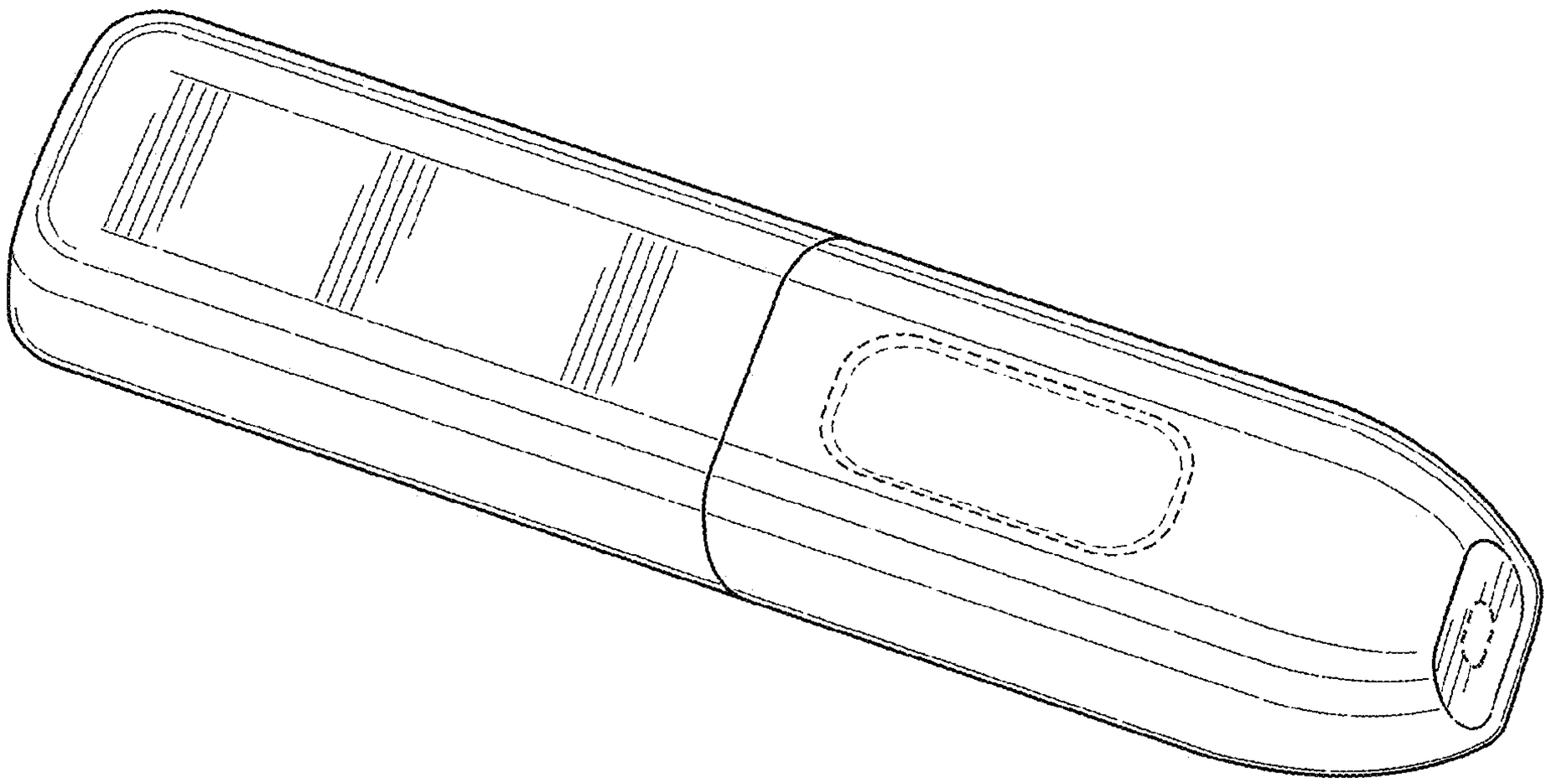

Fig. 3

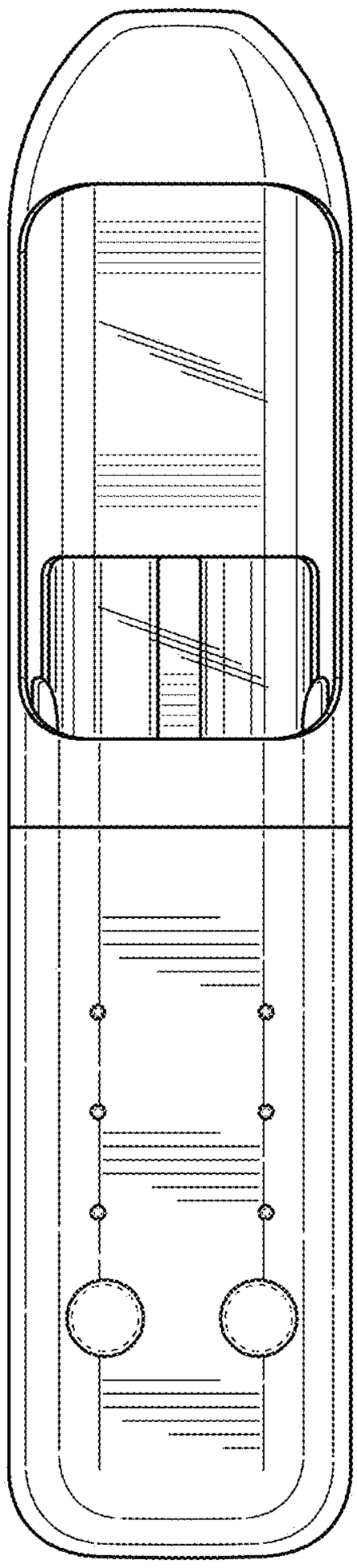

Fig. 4

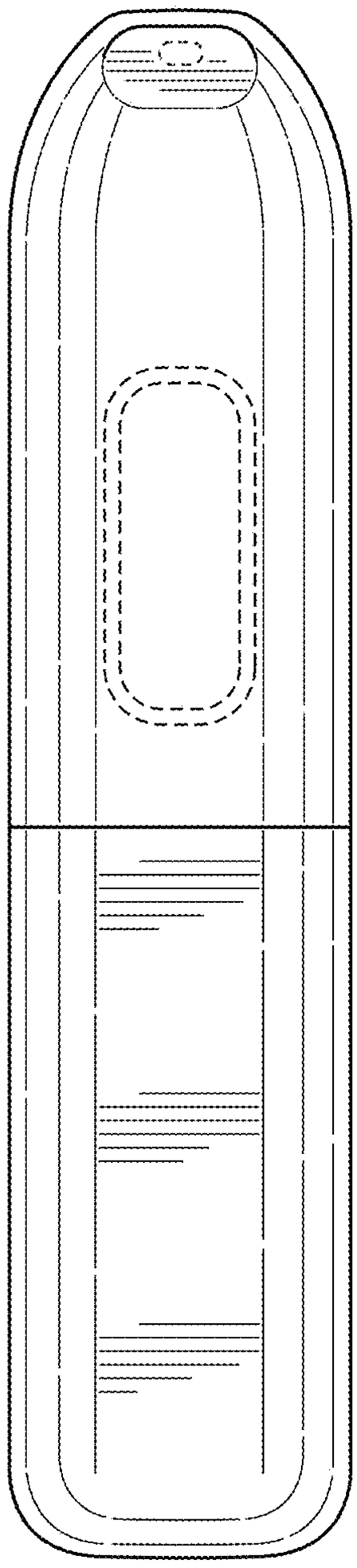

Fig. 5

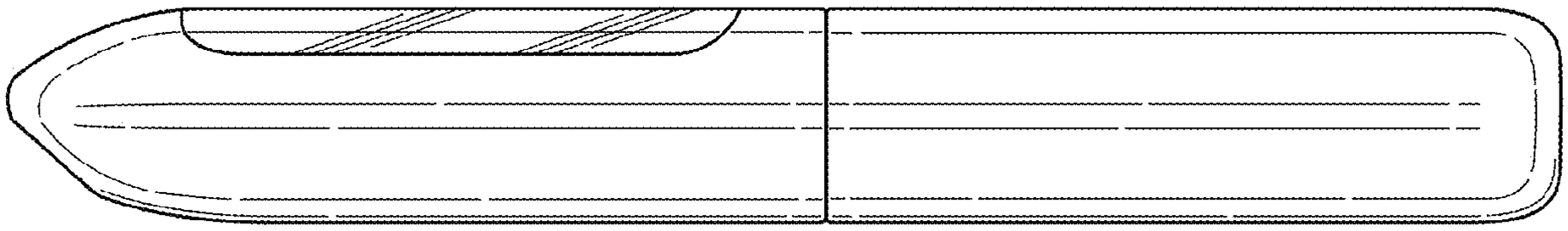

Fig. 6

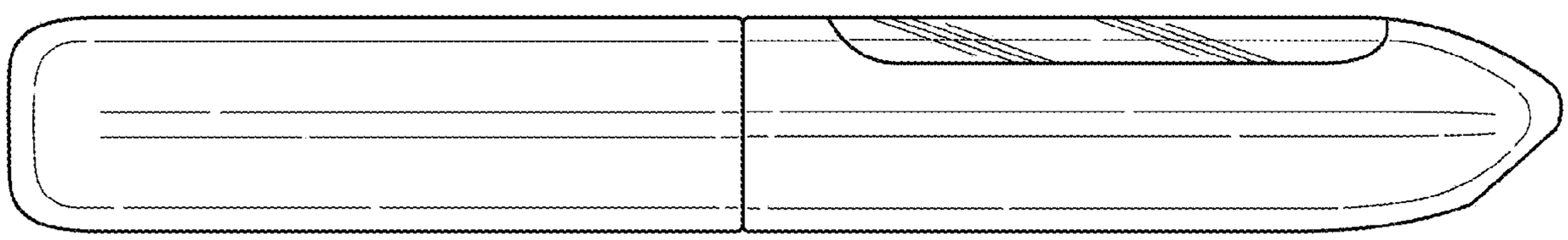

Fig. 7

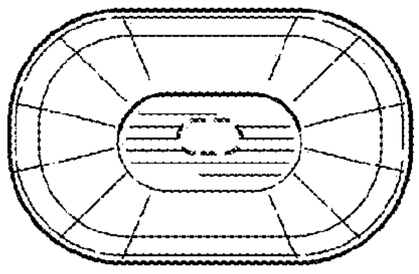

Fig. 8

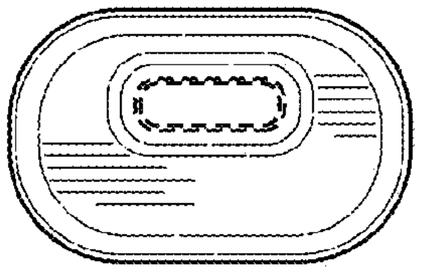

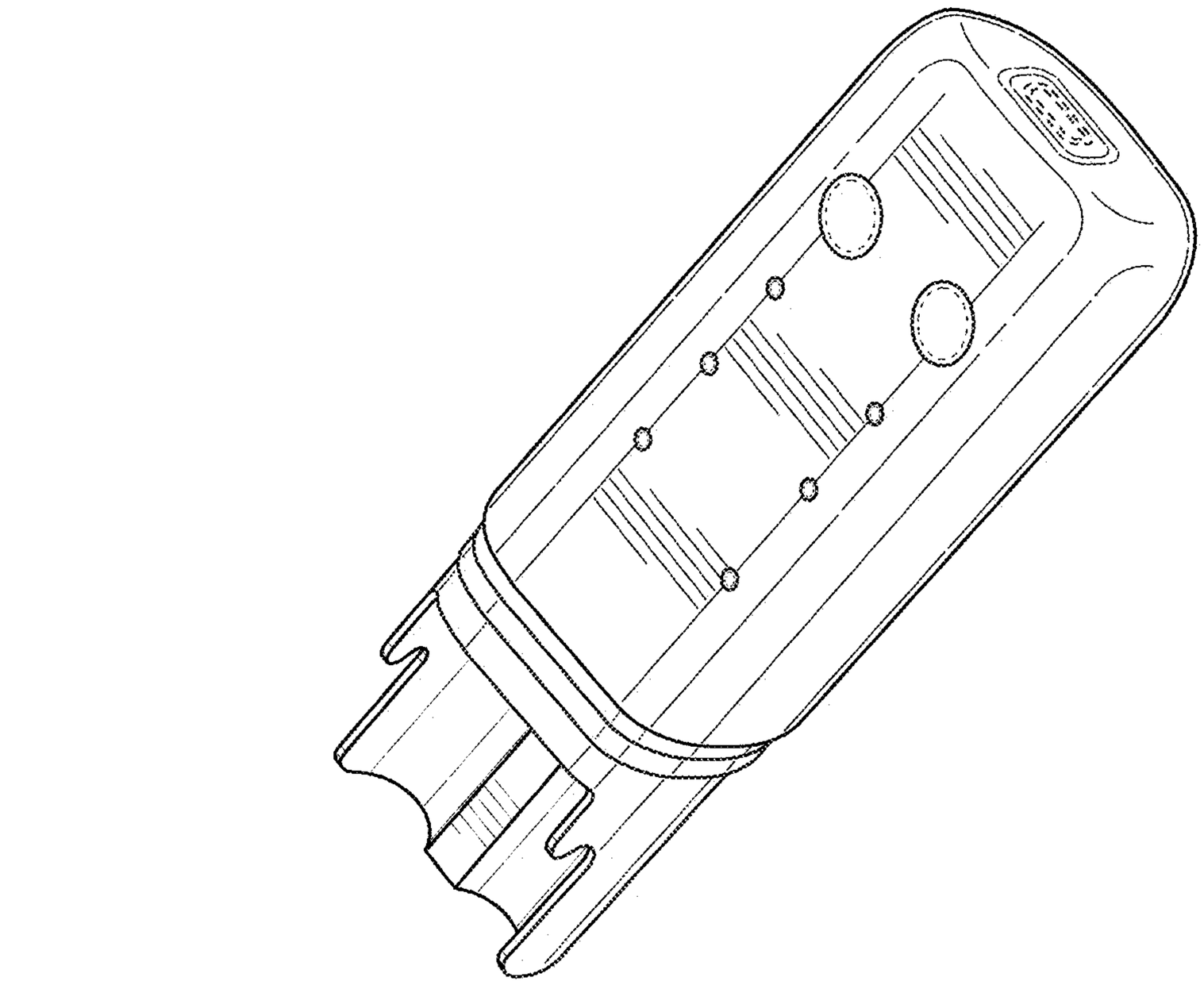

Fig. 9

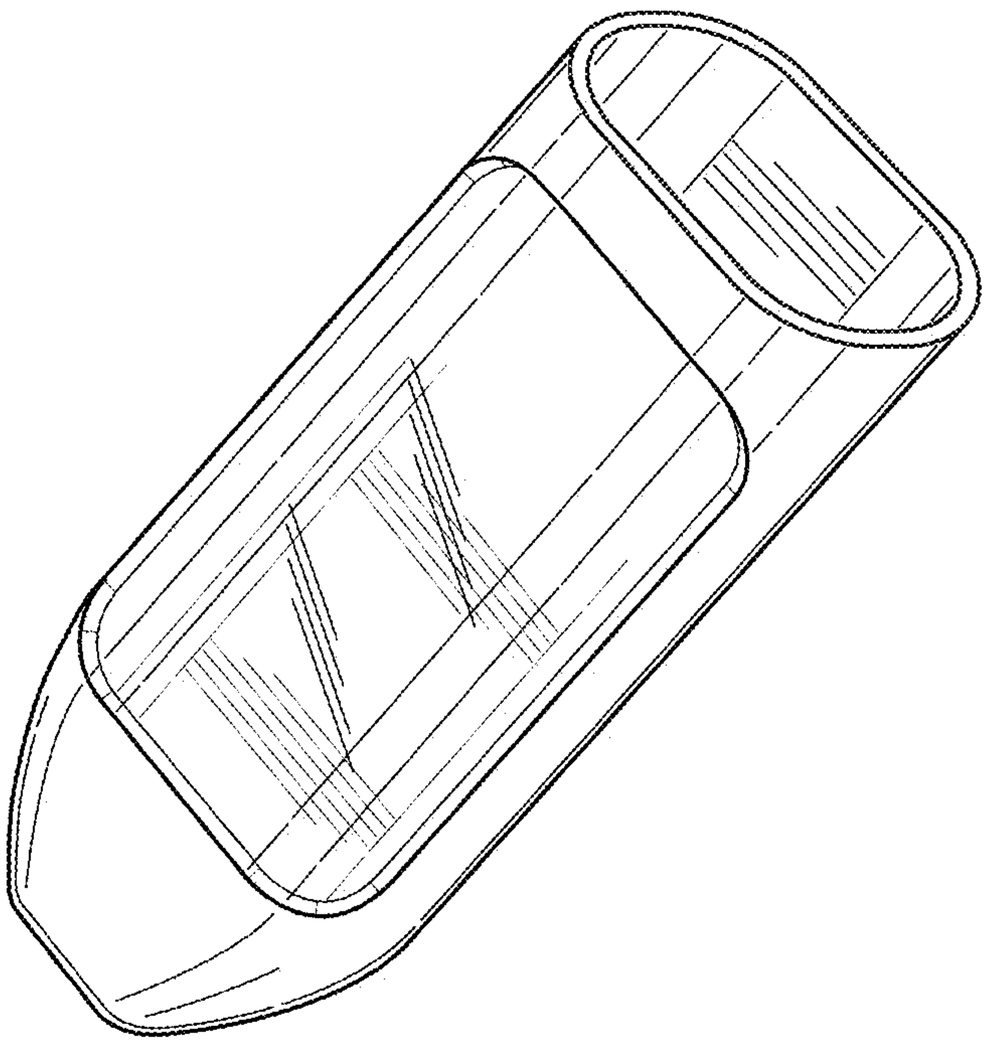

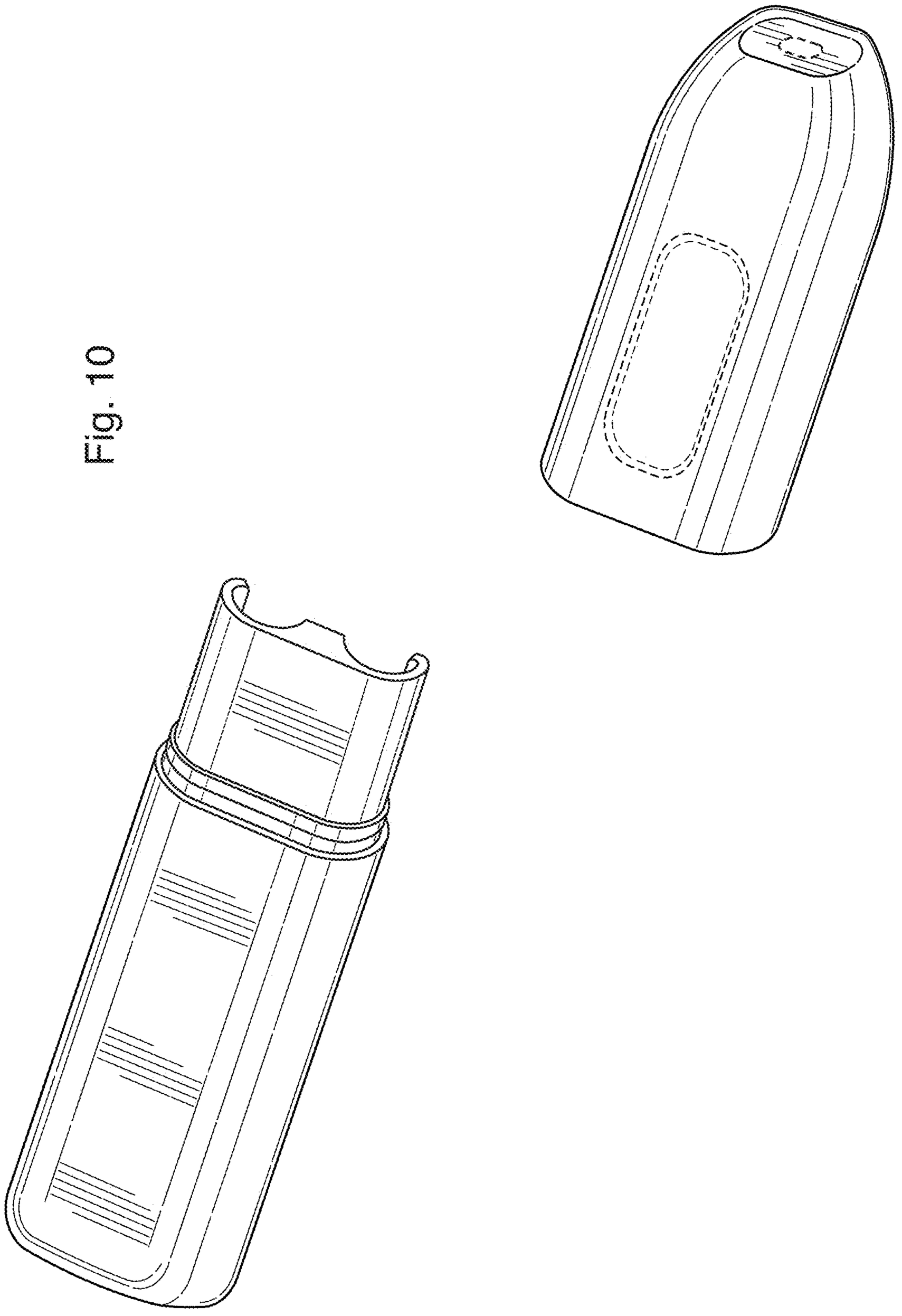

Fig. 10

Fig.11

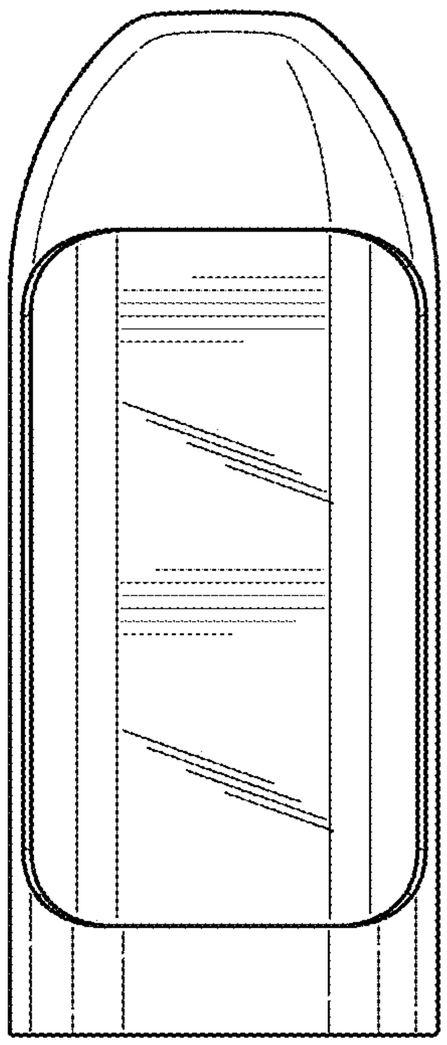

Fig. 12

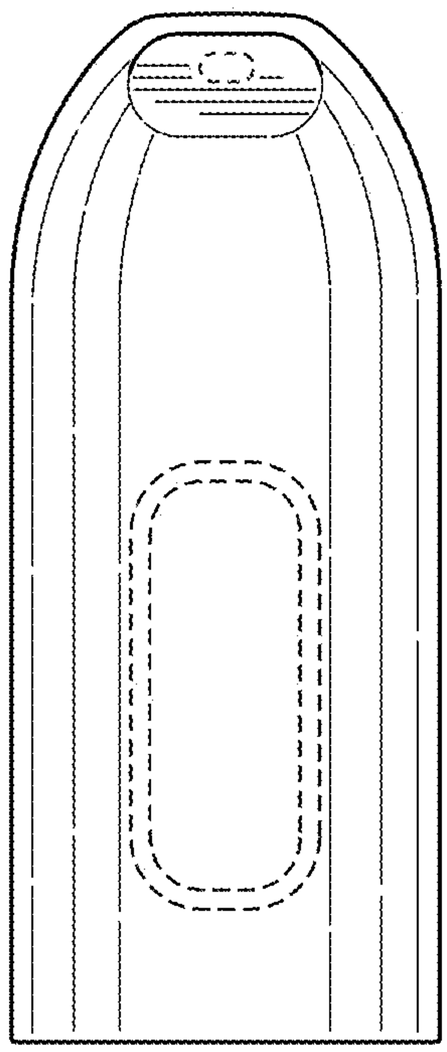

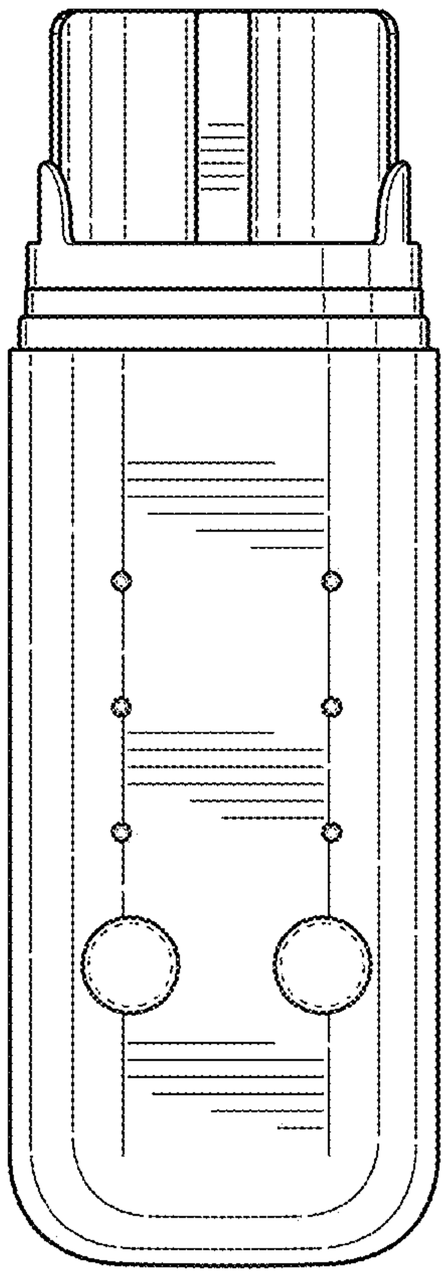

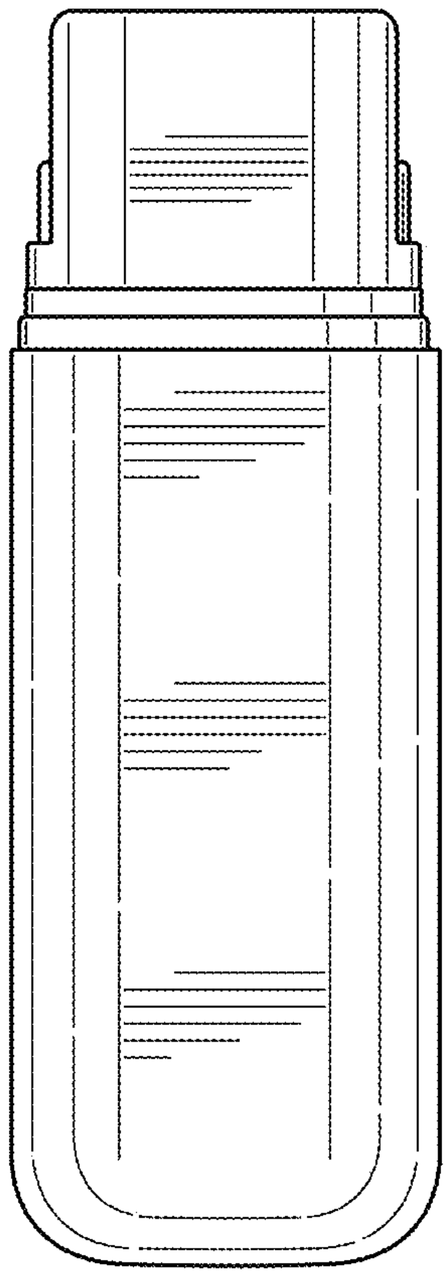

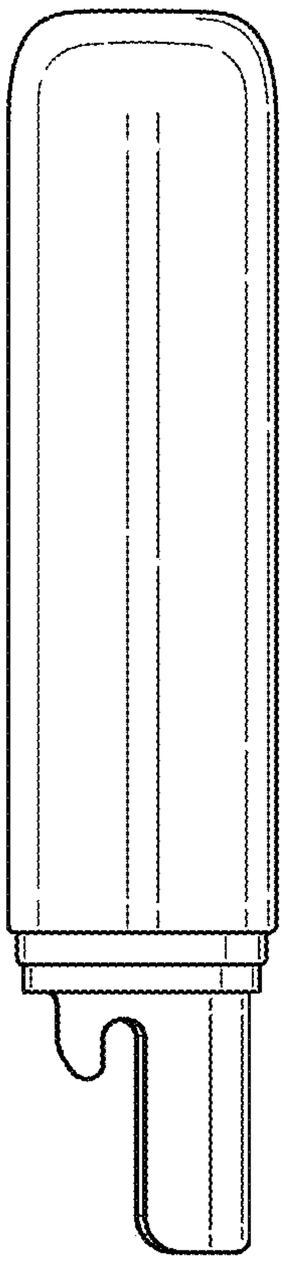

Fig. 13



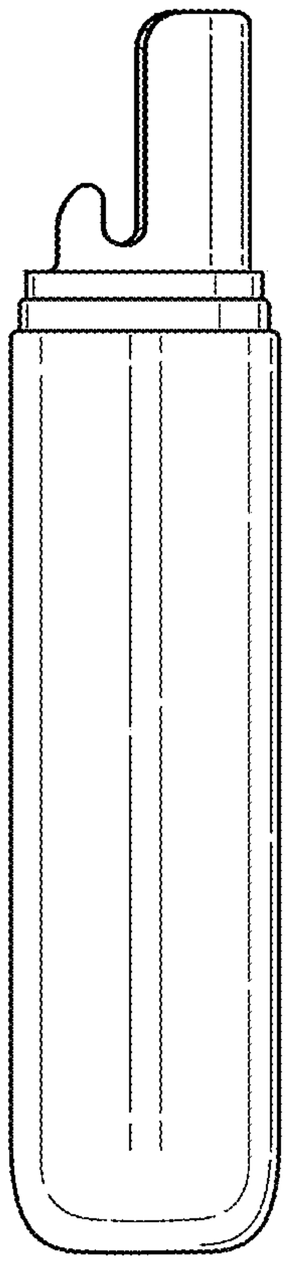

Fig. 14

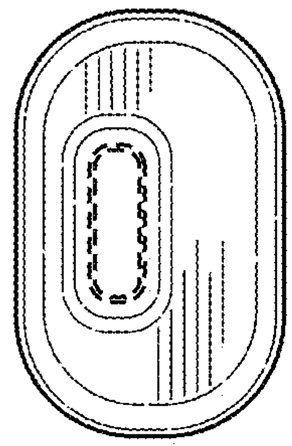

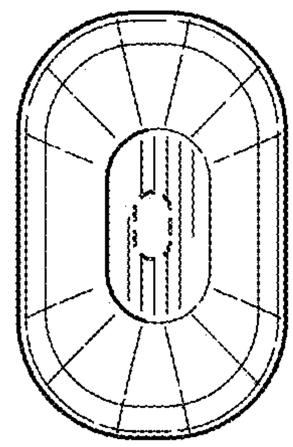

Fig. 15



Fig. 16