

(12) **United States Design Patent**
Gold

(10) **Patent No.:** **US D1,079,094 S**
(45) **Date of Patent:** **** Jun. 10, 2025**

(54) **DIRECTIONAL LIGHT COVER**

(71) Applicant: **Brilliance LED, LLC**, Plano, TX (US)
(72) Inventor: **Bryan Gold**, Carefree, AZ (US)
(73) Assignee: **Brilliance LED, LLC**, Plano, TX (US)
(**) Term: **15 Years**
(21) Appl. No.: **29/877,098**
(22) Filed: **Jun. 1, 2023**
(51) **LOC (15) Cl.** **26-05**
(52) **U.S. Cl.**
USPC **D26/85**; D26/60; D26/72
(58) **Field of Classification Search**
USPC D26/60, 72, 85
CPC F21S 8/033; F21W 2121/004
See application file for complete search history.

(56) **References Cited**

U.S. PATENT DOCUMENTS

D643,964 S	*	8/2011	Heyrman	D26/85
D720,876 S	*	1/2015	Haverfield	D26/128
D741,534 S	*	10/2015	Derby	D26/85
D757,982 S	*	5/2016	Breedlove, Sr.	D26/85
D757,984 S	*	5/2016	Breedlove, Sr.	D26/85
D819,254 S	*	5/2018	Richardson	D26/85
D827,183 S	*	8/2018	Sonneman	D26/85
D836,825 S	*	12/2018	Formel	D26/118
D924,460 S	*	7/2021	Liu	D26/85
D951,517 S	*	5/2022	Guang	D26/85

FOREIGN PATENT DOCUMENTS

CN	202230184815.5	*	8/2022
CN	202230656118.5	*	1/2023

OTHER PUBLICATIONS

NPL Brilliance LED Guadalupe, posted online Apr. 11, 2022, [retrieved Oct. 8, 2024]. Retrieved from internet, <https://www.youtube.com/watch?v=TsZGmncnqok> (Year: 2022).*
NPL Codian Solar Wall Light, posted online May 29, 2023, [retrieved Oct. 8, 2024]. Retrieved from internet, https://www.amazon.com/Codian-Outdoor-Waterproof-Railing-Driveway/dp/B0C6JQ7J91/ref=sr_1_3_sspa (Year: 2023).*
NPL Uohufidabfd Wall Lamp, posted online May 19, 2023, [retrieved Oct. 8, 2024]. Retrieved from internet, <https://www.amazon.co.jp/-/en/Outdoor-Waterproof-Fixture-Bathroom-Lighting/dp/B0C5QD2XR5> (Year: 2023).*

* cited by examiner

Primary Examiner — Alison M Ofstun
Assistant Examiner — Eric N. Welle
(74) *Attorney, Agent, or Firm* — Venjuris P.C.; Michael Campillo

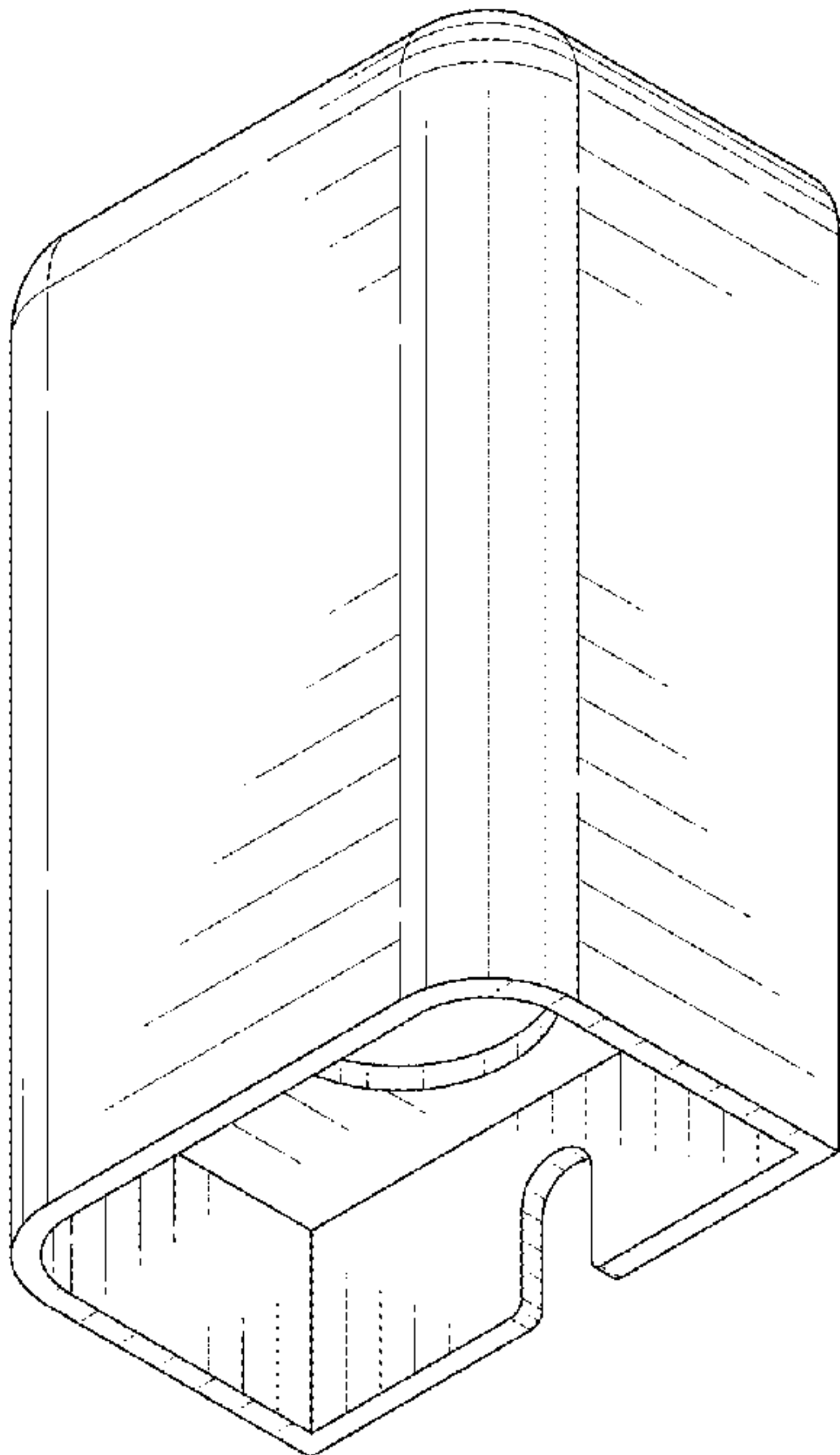
(57) **CLAIM**

The ornamental design for a directional light cover, as shown and described.

DESCRIPTION

FIG. 1 is a front, bottom, and right side perspective view of a directional light cover, showing my new design;
FIG. 2 is a front view thereof;
FIG. 3 is a rear view thereof;
FIG. 4 is a left side view thereof;
FIG. 5 is a right side view thereof;
FIG. 6 is a top view thereof;
FIG. 7 is a bottom view thereof; and,
FIG. 8 is a rear, bottom, and left side perspective view thereof.

1 Claim, 5 Drawing Sheets



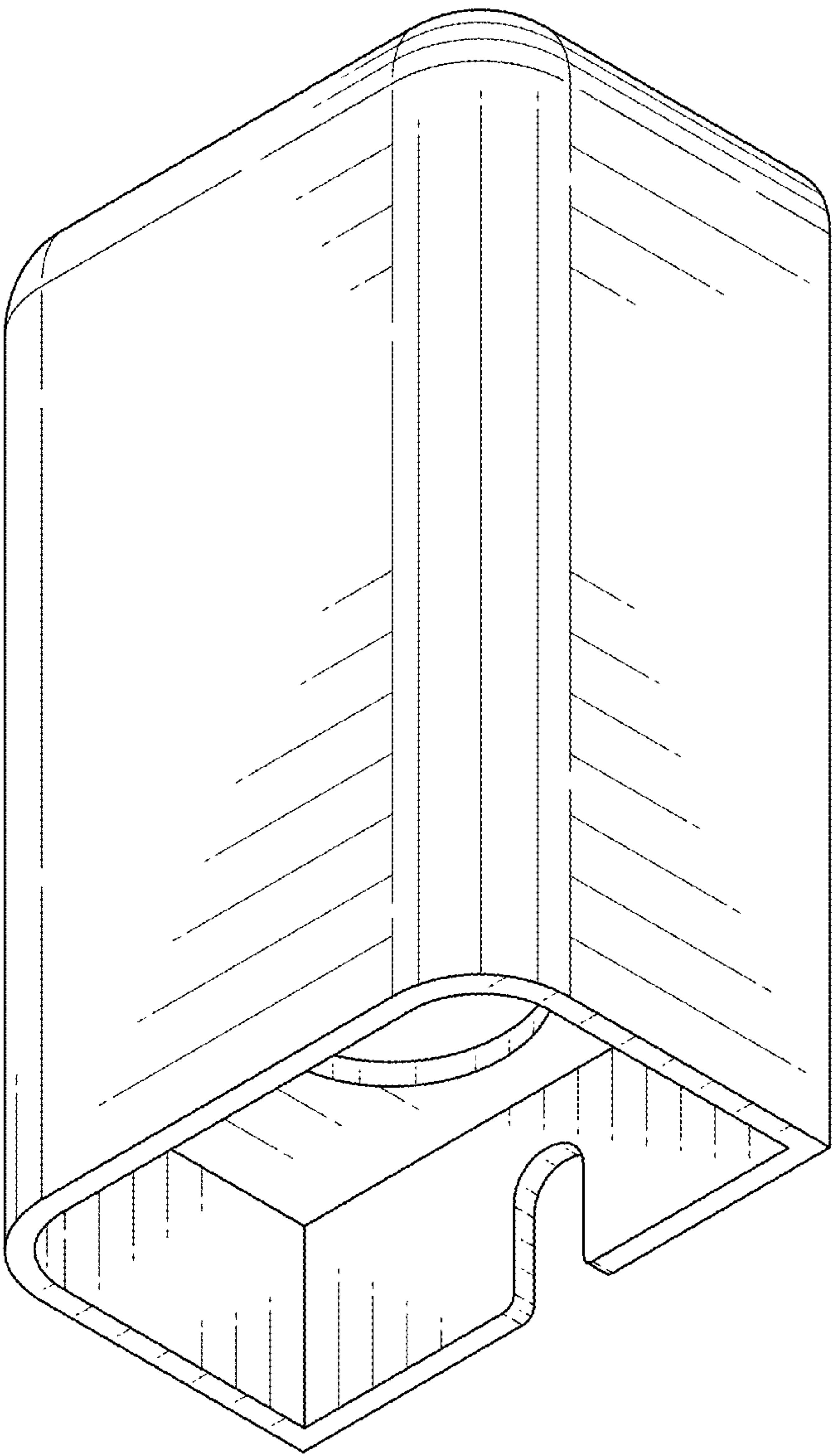


FIG. 1




FIG. 2

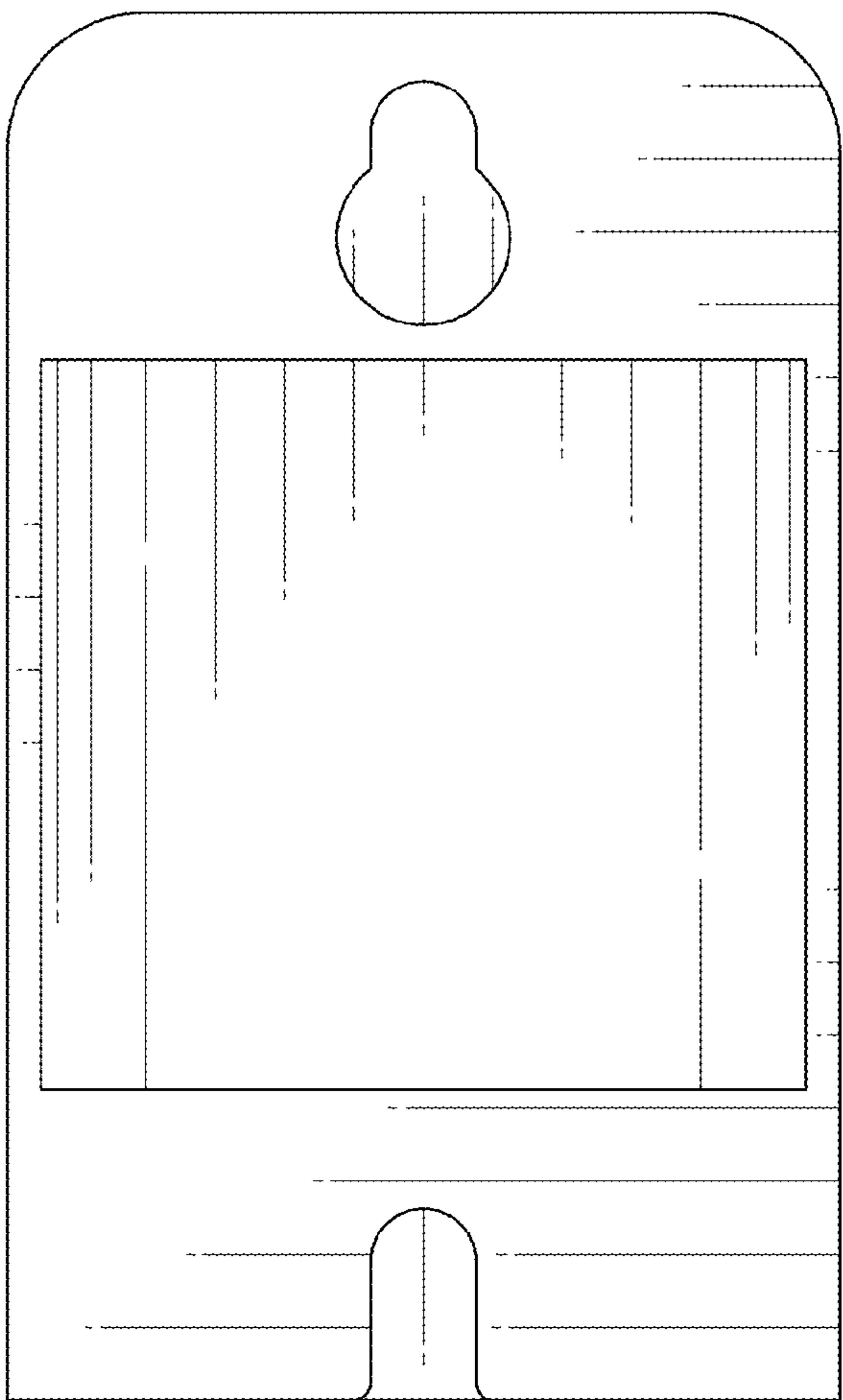


FIG. 3

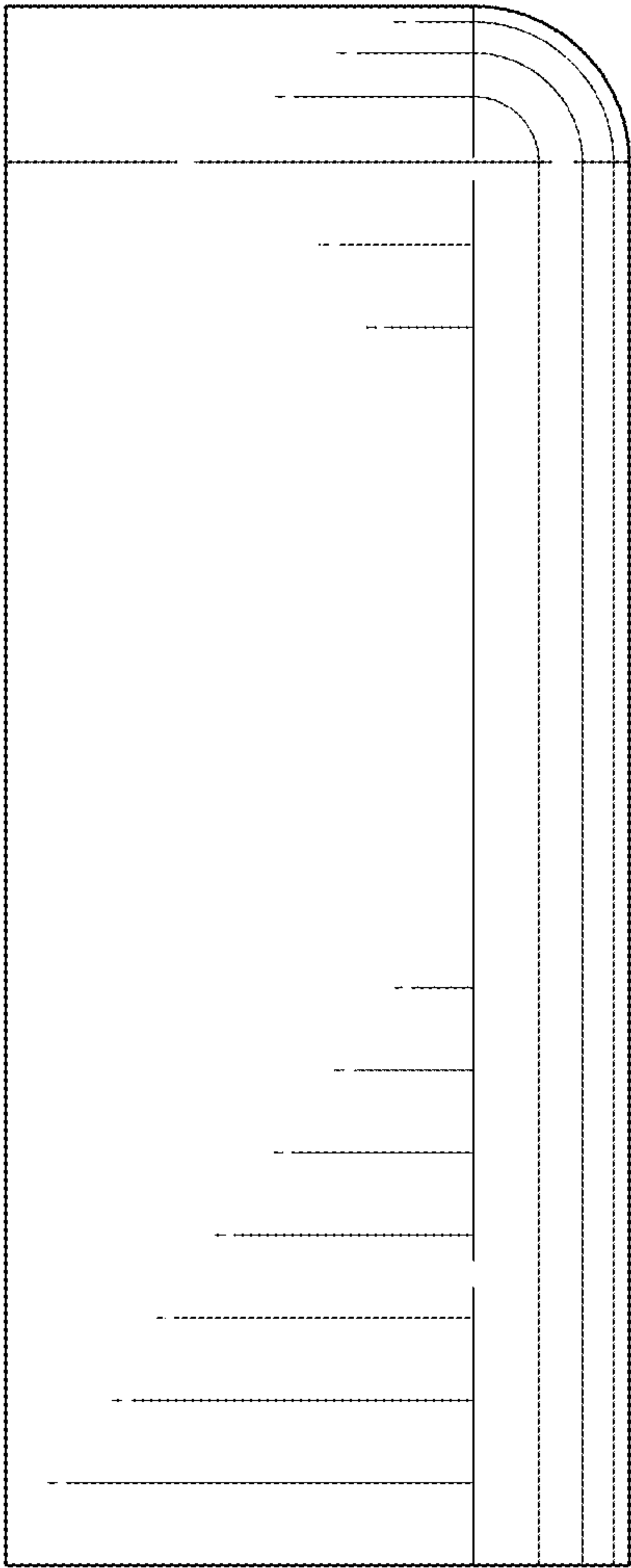


FIG. 4




FIG. 5

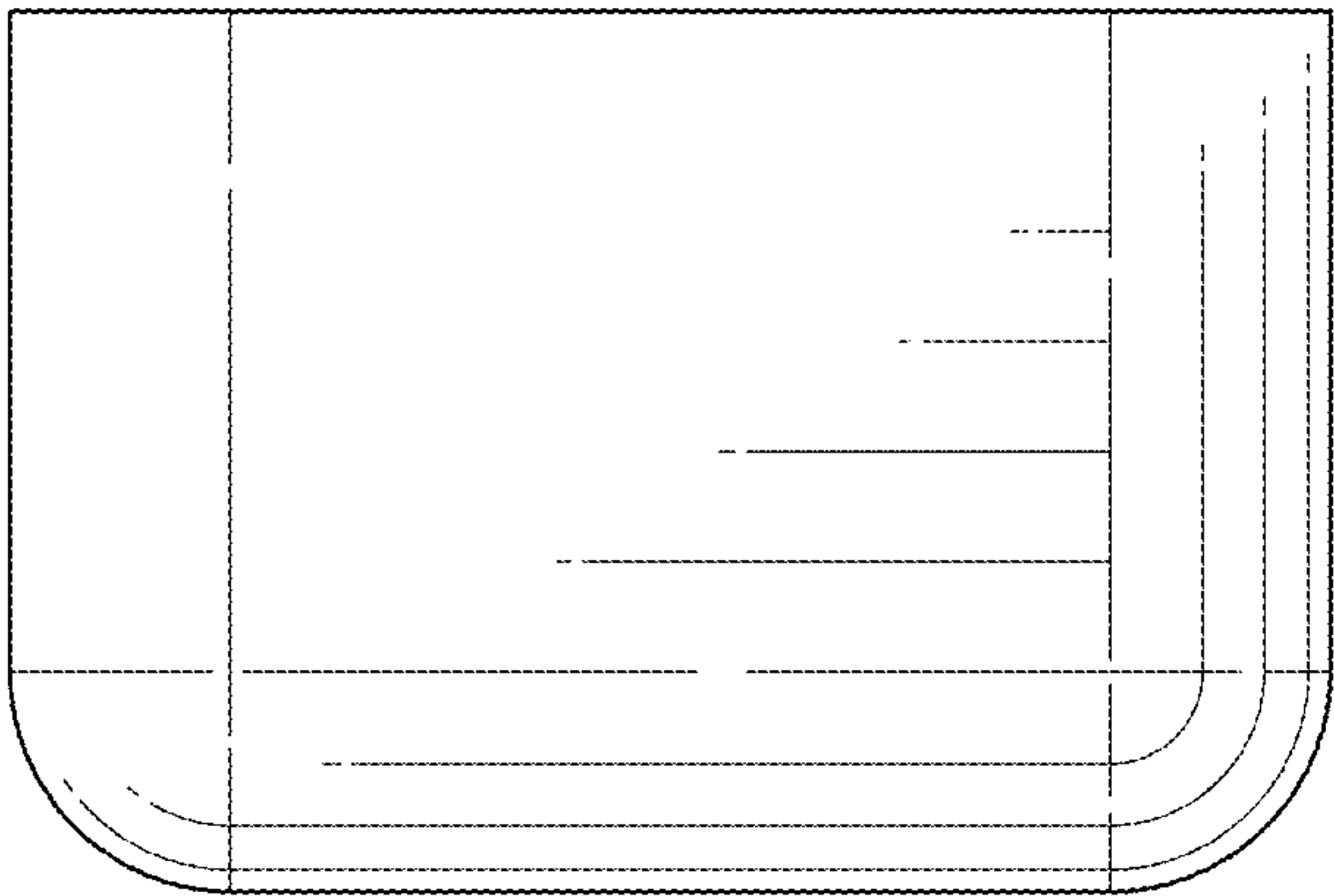


FIG. 6

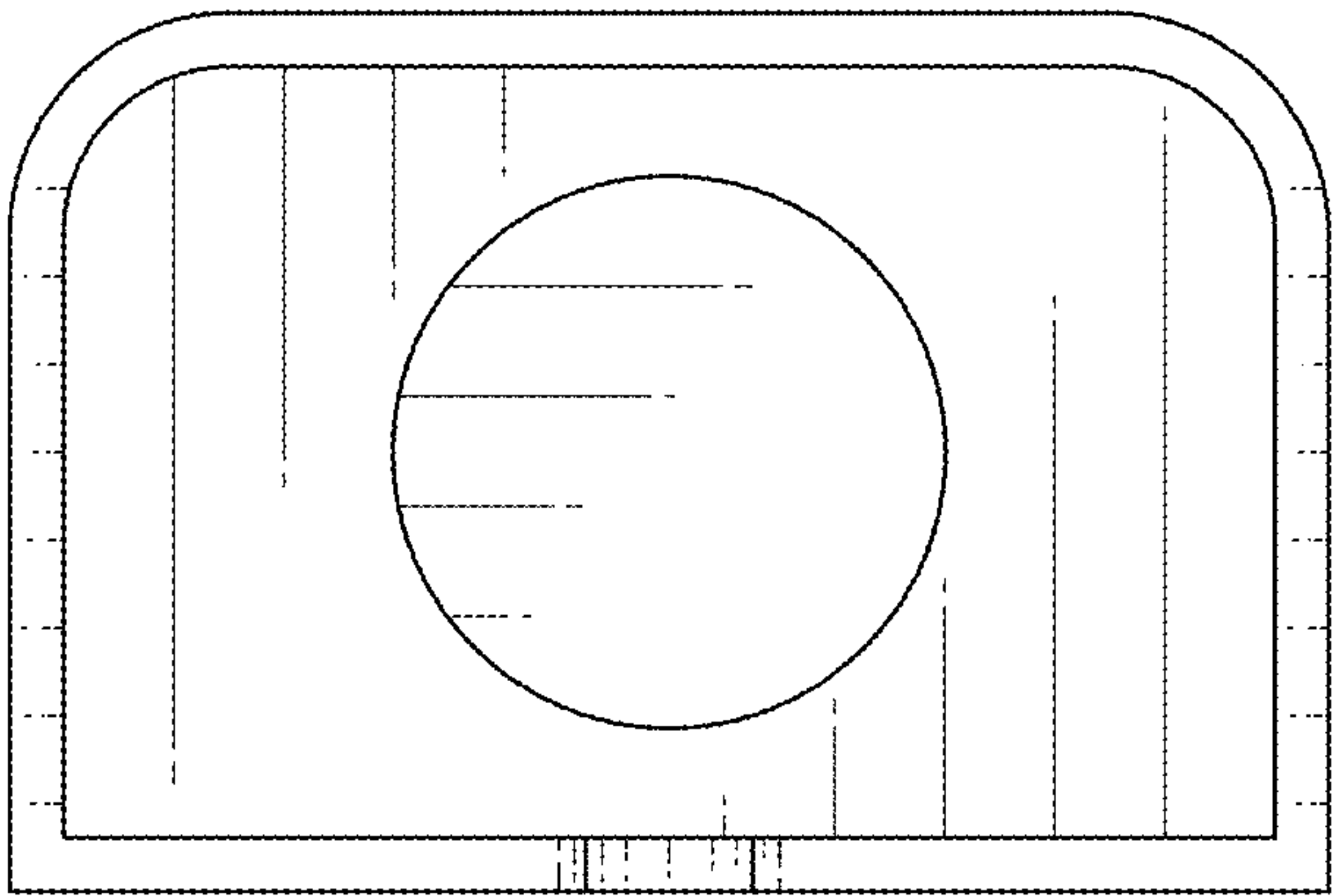


FIG. 7

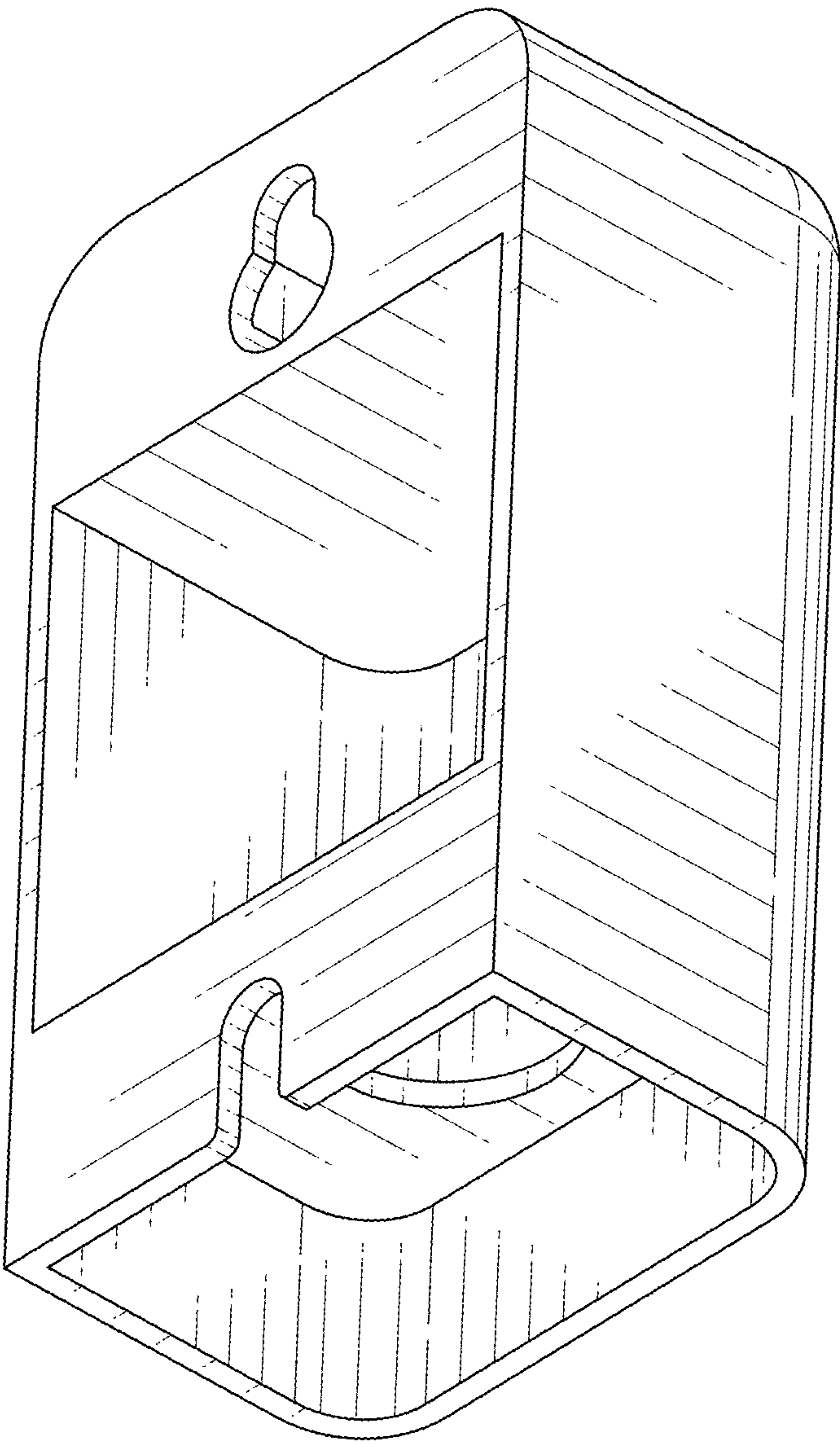


FIG. 8