



US0D1064152S

(12) **United States Design Patent** (10) **Patent No.:** **US D1,064,152 S**
Hallack et al. (45) **Date of Patent:** **** Feb. 25, 2025**

(54) **GOLF CLUB HEAD**
(71) Applicant: **Topgolf International, Inc.**, Dallas, TX (US)
(72) Inventors: **Michael Hallack**, Carlsbad, CA (US); **Matt Kovacevich**, Carlsbad, CA (US)
(73) Assignee: **Topgolf International, Inc.**, Dallas, TX (US)

D487,125 S * 2/2004 Burrows D21/752
D489,105 S * 4/2004 Kim D21/733
D509,552 S * 9/2005 Madore D21/752
D524,890 S * 7/2006 Foster D21/752
D529,112 S * 9/2006 Tang D21/752
D534,230 S * 12/2006 Tang D21/752
7,166,038 B2 * 1/2007 Williams A63B 60/00
473/345
7,169,060 B2 * 1/2007 Stevens A63B 53/0466
473/335
D549,293 S * 8/2007 Rice D21/752
(Continued)

(**) Term: **15 Years**

FOREIGN PATENT DOCUMENTS

(21) Appl. No.: **29/896,248**

WO WO-2006073930 A2 * 7/2006 A63B 53/02

(22) Filed: **Jun. 30, 2023**

OTHER PUBLICATIONS

(51) **LOC (15) Cl.** **21-02**

(52) **U.S. Cl.** **D21/752**
USPC

Golf driver google search; google.com; Nov. 22, 2024.*
(Continued)

(58) **Field of Classification Search**
USPC D21/733, 752, 759
CPC A63B 53/00; A63B 53/04; A63B 53/0466;
A63B 2053/0445; A63B 2053/0433;
A63B 2053/0491; A63B 2053/0437;
A63B 60/00; A63B 60/46
See application file for complete search history.

Primary Examiner — Mitchell I. Siegel
(74) *Attorney, Agent, or Firm* — Michael A. Catania

(57) **CLAIM**

The ornamental design for a golf club head, as shown and described.

(56) **References Cited**

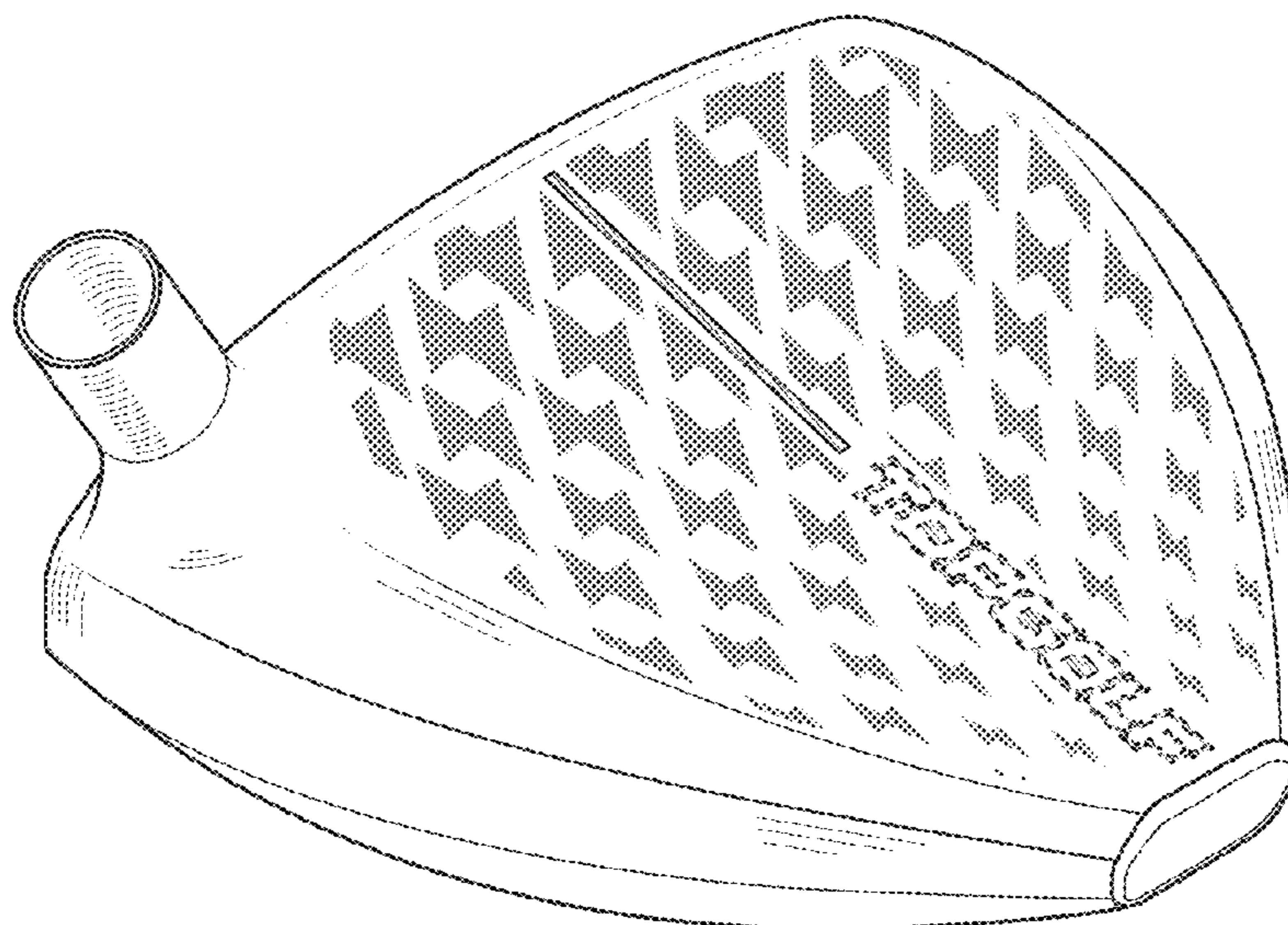
DESCRIPTION

U.S. PATENT DOCUMENTS

D146,431 S * 3/1947 Liolich 473/341
5,221,086 A * 6/1993 Antonious A63B 53/0466
473/327
D356,130 S * 3/1995 Schield D21/733
D363,748 S * 10/1995 Linuma D21/752
D363,961 S * 11/1995 Krzynowek D21/752
D387,112 S * 12/1997 Fabre, Jr. D21/752
D422,659 S * 4/2000 Mertens D21/752
6,074,308 A * 6/2000 Domas A63B 53/04
473/349
D460,991 S * 7/2002 Madore D21/759
D461,215 S * 8/2002 Madore D21/759
D482,421 S * 11/2003 Kessler D21/759

FIG. 1 is a rear elevation view of a golf club head;
FIG. 2 is a front elevation view thereof;
FIG. 3 is a top plan view thereof;
FIG. 4 is a bottom plan view thereof;
FIG. 5 is a toe-side elevation view thereof;
FIG. 6 is a heel-side elevation view thereof;
FIG. 7 is a top perspective view thereof; and,
FIG. 8 is a top perspective view of the golf club head connected to a shaft in broken lines.
The broken lines shown in the drawings form no part of the claimed design.

1 Claim, 6 Drawing Sheets



(56)

References Cited

U.S. PATENT DOCUMENTS

D556,280 S * 11/2007 Madore D21/752
 7,291,075 B2 * 11/2007 Williams A63B 60/00
 473/345
 7,306,527 B2 * 12/2007 Williams A63B 60/00
 473/345
 7,311,613 B2 * 12/2007 Stevens A63B 53/02
 473/335
 7,390,269 B2 * 6/2008 Williams A63B 53/02
 473/345
 D574,913 S * 8/2008 Tang D21/752
 7,407,448 B2 * 8/2008 Stevens A63B 53/0466
 473/335
 D577,090 S * 9/2008 Pergande D21/759
 7,419,440 B2 * 9/2008 Williams A63B 60/00
 473/345
 7,455,598 B2 * 11/2008 Williams A63B 60/02
 473/335
 D584,369 S * 1/2009 Hooley D21/733
 D584,782 S * 1/2009 Barez D21/759
 D584,783 S * 1/2009 Barez D21/759
 D584,784 S * 1/2009 Barez D21/759
 7,476,161 B2 * 1/2009 Williams A63B 60/02
 473/335
 7,494,424 B2 * 2/2009 Williams A63B 60/00
 473/335
 D588,220 S * 3/2009 Ferguson D21/759
 D591,374 S * 4/2009 Foster D21/752
 D592,723 S * 5/2009 Chau D21/759
 D594,519 S * 6/2009 Chau D21/752
 D595,374 S * 6/2009 Foster D21/752
 D595,381 S * 6/2009 Waggoner D21/759
 7,549,935 B2 * 6/2009 Foster A63B 53/0466
 473/335
 7,578,751 B2 * 8/2009 Williams A63B 53/02
 473/335
 7,588,501 B2 * 9/2009 Williams A63B 53/0466
 473/335
 7,637,822 B2 * 12/2009 Foster A63B 53/0466
 473/335
 7,749,097 B2 * 7/2010 Foster A63B 60/02
 473/335
 7,846,038 B2 * 12/2010 Foster A63B 53/0466
 473/335
 D722,351 S * 2/2015 Parsons D21/736
 D763,998 S * 8/2016 Tang D21/759
 9,895,585 B2 * 2/2018 Kroloff A63B 53/0487
 D821,514 S * 6/2018 Sillies D21/759
 D827,067 S * 8/2018 Becktor D21/752
 D844,086 S * 3/2019 Boggs D21/752
 D923,731 S * 6/2021 Agrella D21/752
 11,045,698 B2 * 6/2021 Schweigert A63B 53/0487
 D926,901 S * 8/2021 Parsons D21/752
 D930,100 S * 9/2021 Parsons D21/759

D933,150 S * 10/2021 Kroloff D21/752
 11,511,169 B2 * 11/2022 Schweigert A63B 53/065
 D1,014,676 S * 2/2024 Kroloff D21/759
 2006/0148586 A1 * 7/2006 Williams A63B 53/02
 473/345
 2006/0148587 A1 * 7/2006 Stevens A63B 60/02
 473/345
 2007/0099722 A1 * 5/2007 Stevens A63B 60/02
 473/335
 2007/0117649 A1 * 5/2007 Williams A63B 60/02
 473/345
 2007/0178992 A1 * 8/2007 Williams A63B 53/02
 473/349
 2007/0202964 A1 * 8/2007 Williams A63B 60/00
 473/345
 2008/0026871 A1 * 1/2008 Williams A63B 53/0466
 473/345
 2008/0032818 A1 * 2/2008 Williams A63B 53/0466
 473/343
 2008/0032820 A1 * 2/2008 Stevens A63B 60/02
 473/345
 2008/0039234 A1 * 2/2008 Williams A63B 60/02
 473/345
 2008/0076596 A1 * 3/2008 Williams A63B 53/0466
 473/329
 2009/0075753 A1 * 3/2009 Williams A63B 53/0466
 473/349
 2009/0088272 A1 * 4/2009 Foster A63B 60/00
 473/345
 2009/0156326 A1 * 6/2009 Williams A63B 60/00
 473/334
 2009/0253532 A1 * 10/2009 Foster A63B 60/00
 473/345
 2010/0093464 A1 * 4/2010 Foster A63B 53/0466
 473/345
 2010/0273571 A1 * 10/2010 Foster A63B 60/00
 473/345
 2019/0314690 A1 * 10/2019 Schweigert A63B 53/04
 2020/0155909 A1 * 5/2020 Schweigert A63B 53/02
 2020/0215397 A1 * 7/2020 Parsons A63B 53/0466
 2020/0230471 A1 * 7/2020 Parsons A63B 60/02
 2021/0128996 A1 * 5/2021 Kroloff A63B 60/02
 2021/0299527 A1 * 9/2021 Schweigert A63B 53/10
 2022/0152462 A1 * 5/2022 Kroloff A63B 53/0466
 2023/0044263 A1 * 2/2023 Schweigert A63B 60/02
 2023/0264078 A1 * 8/2023 Nicolette A63B 53/0466
 29/592

OTHER PUBLICATIONS

Callaway driver google search; google.com; Nov. 22, 2024.*
 Fairway woods google search; google.com; Nov. 22, 2024.*
 Golf hybrids google search; google.com; Nov. 22, 2024.*
 Topgolf driver google search; google.com; Nov. 22, 2024.*

* cited by examiner

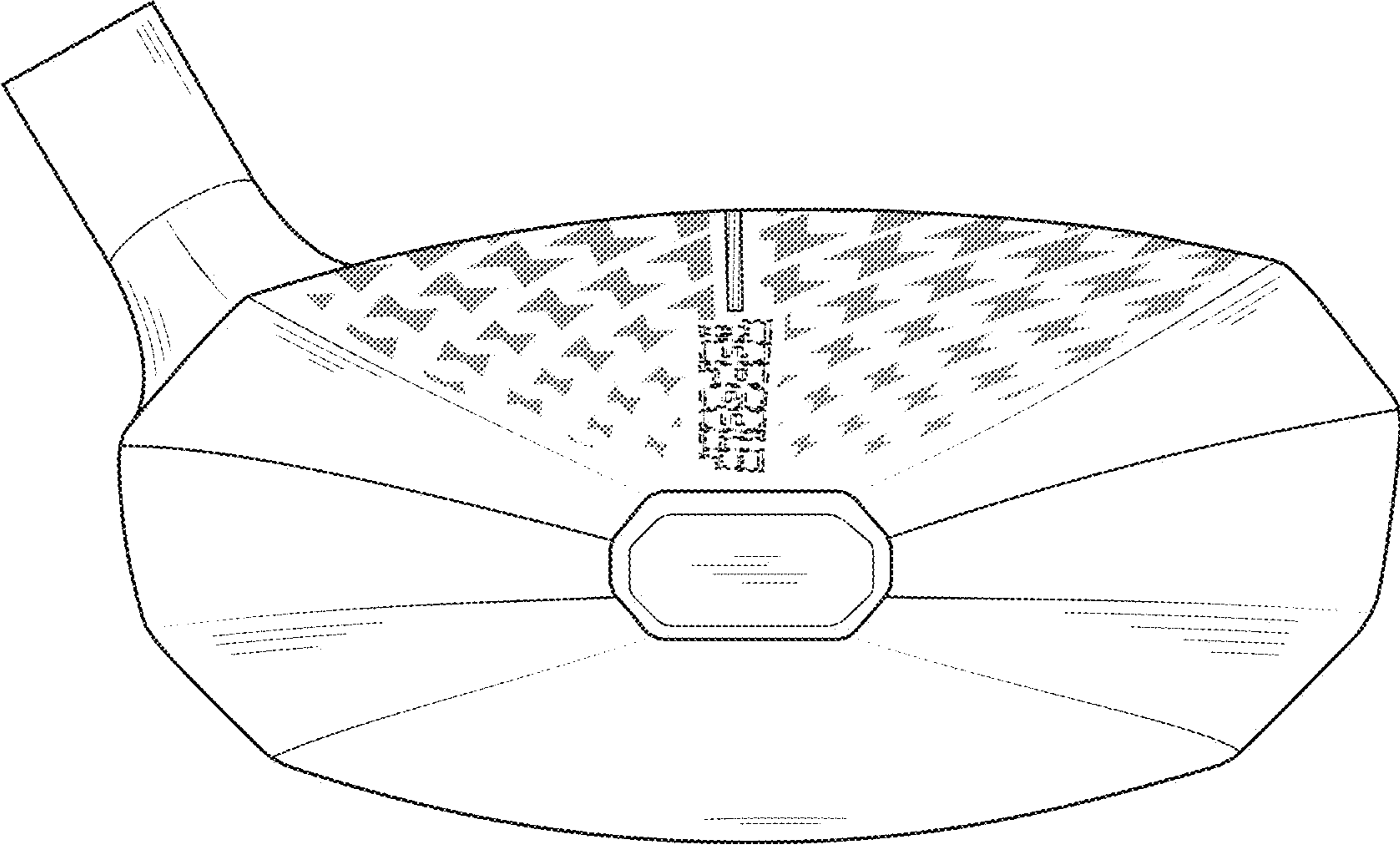


FIG. 1

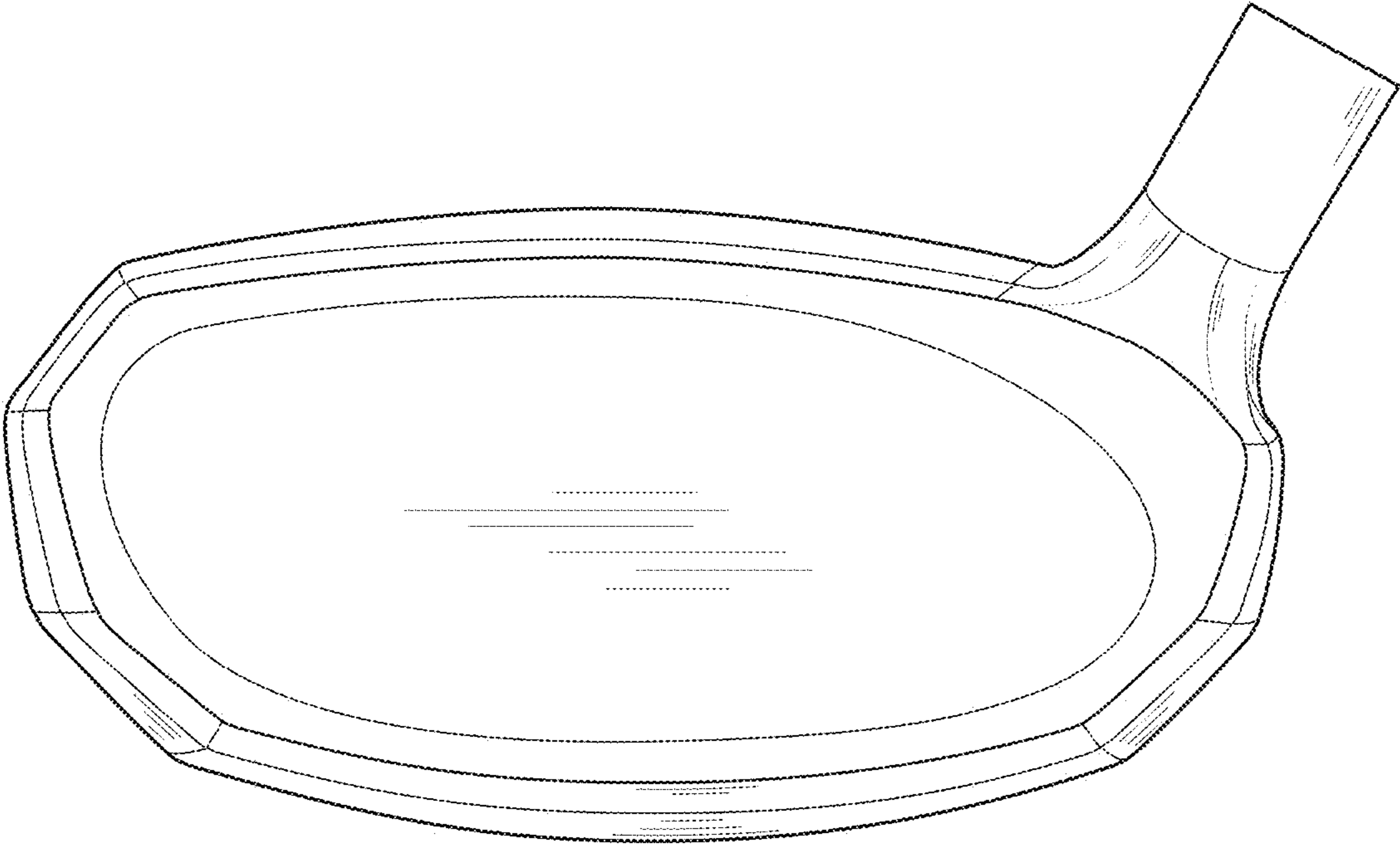


FIG. 2

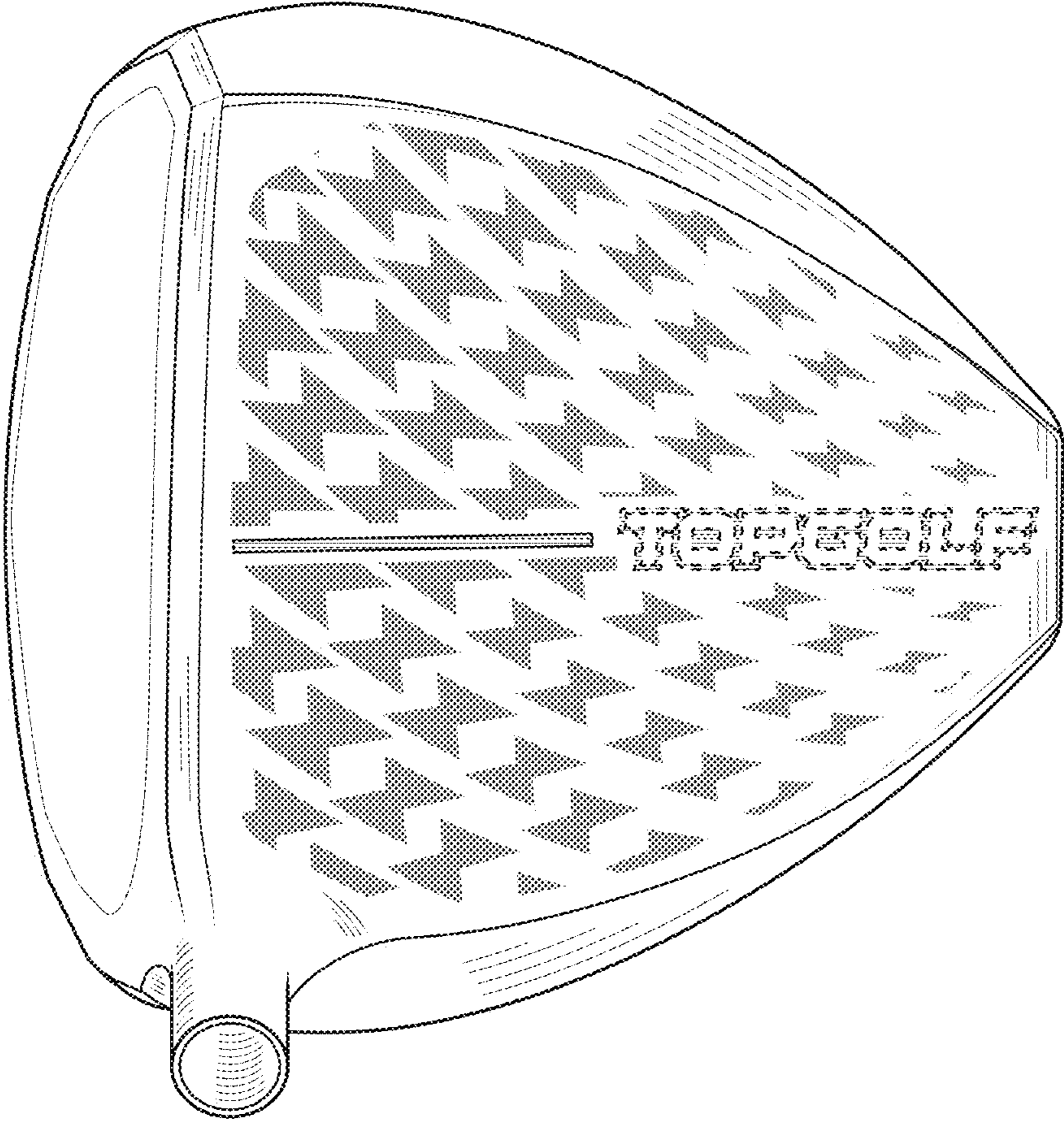


FIG. 3

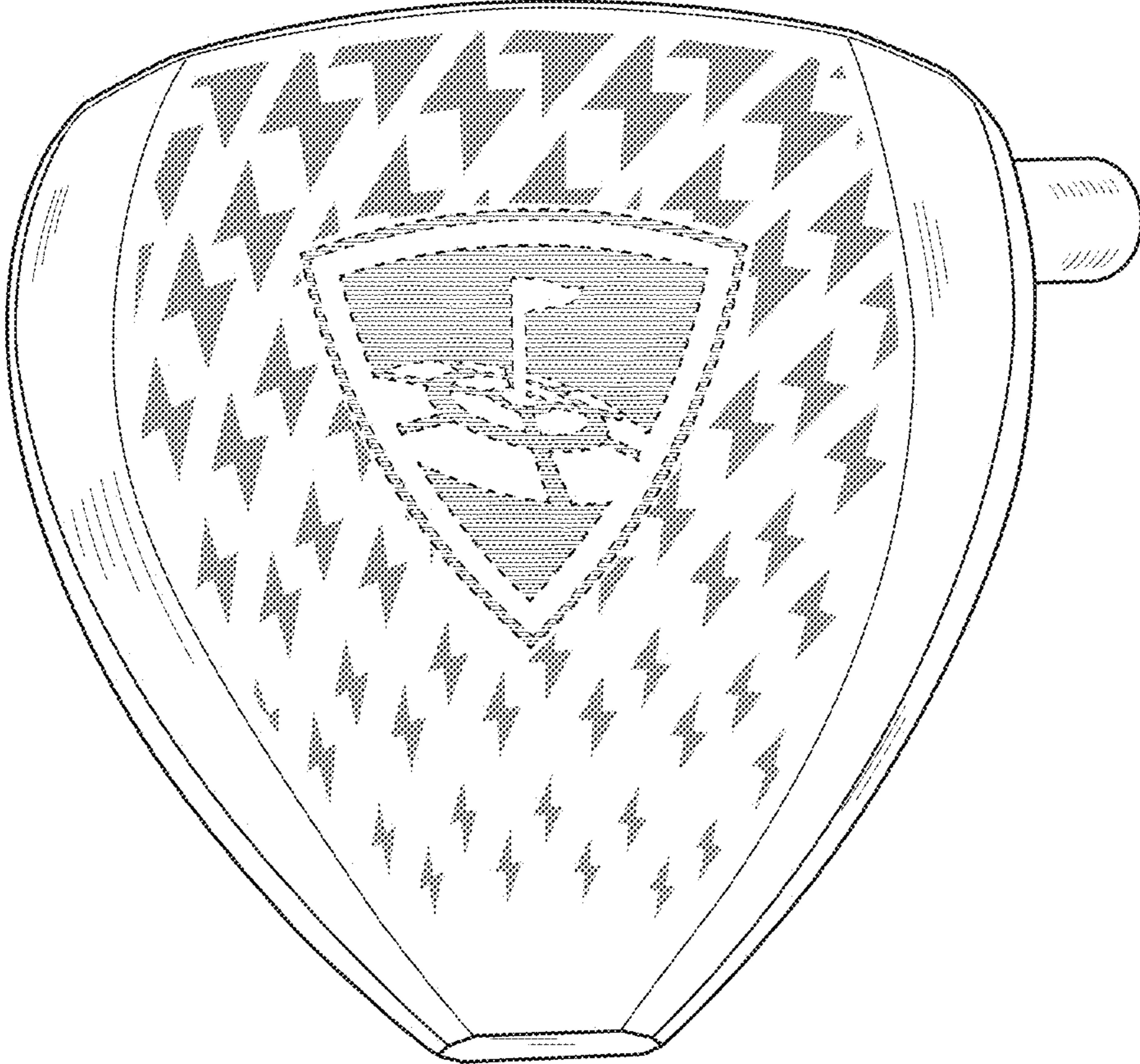


FIG. 4

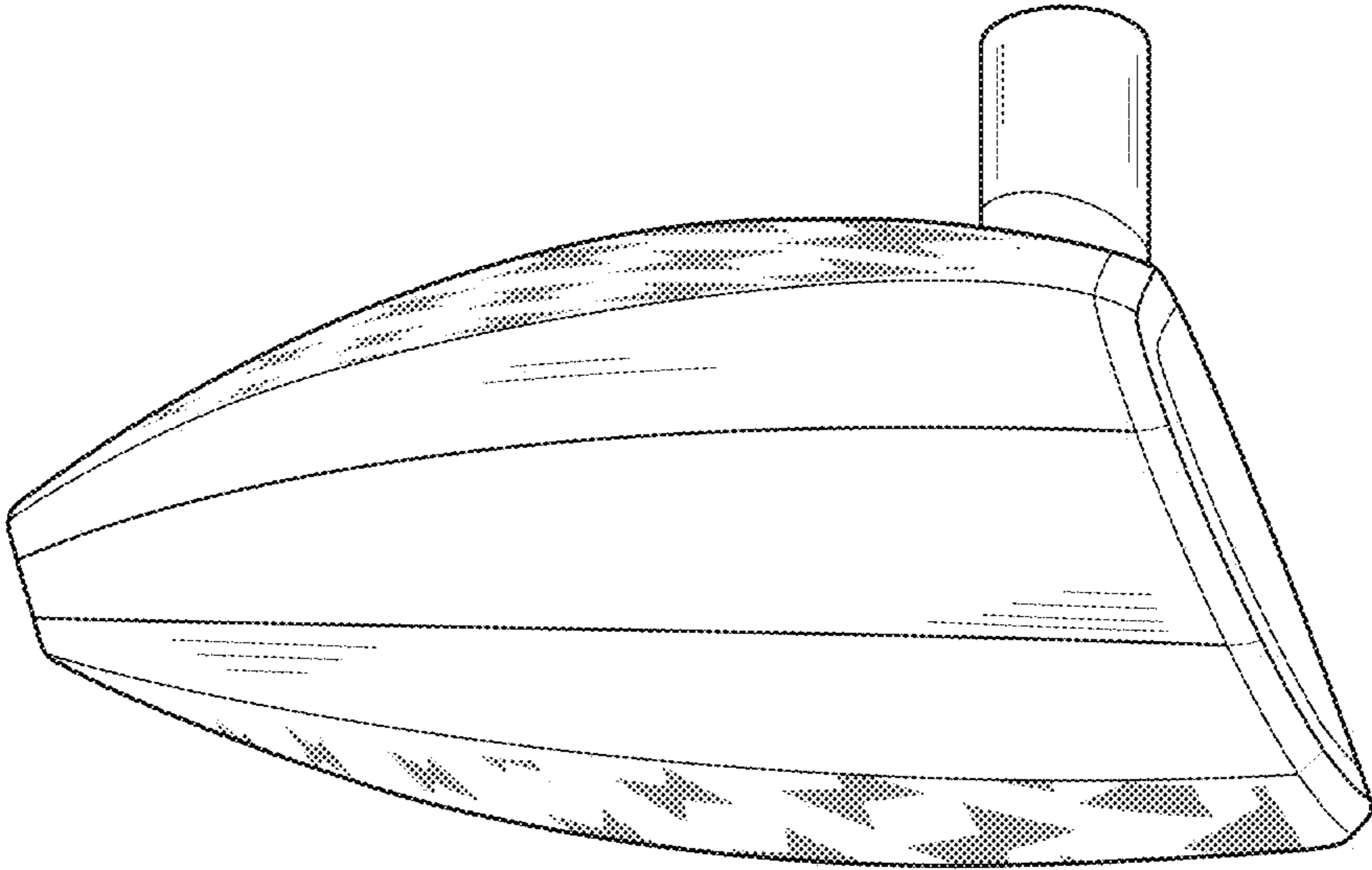


FIG. 5

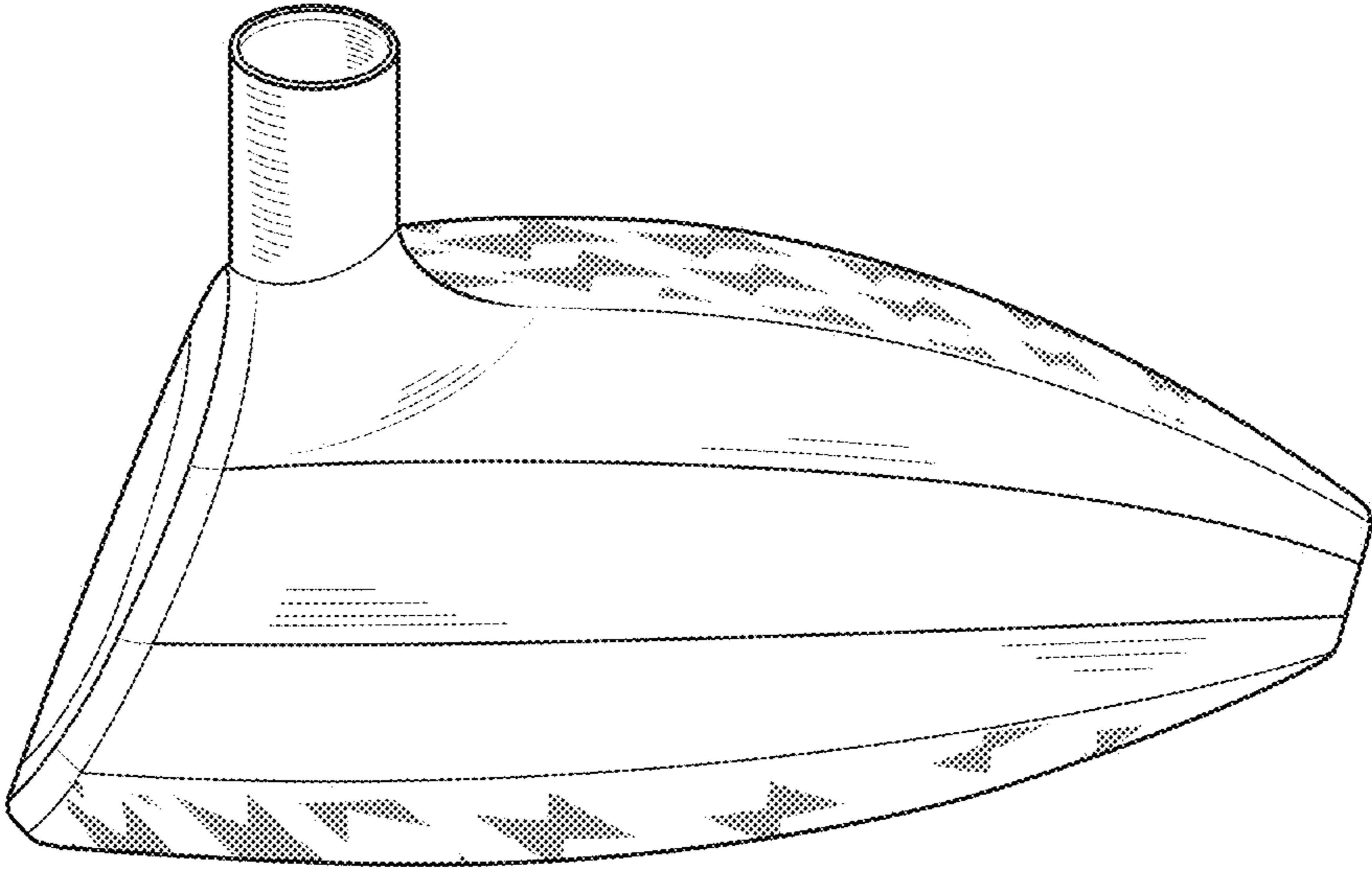


FIG. 6

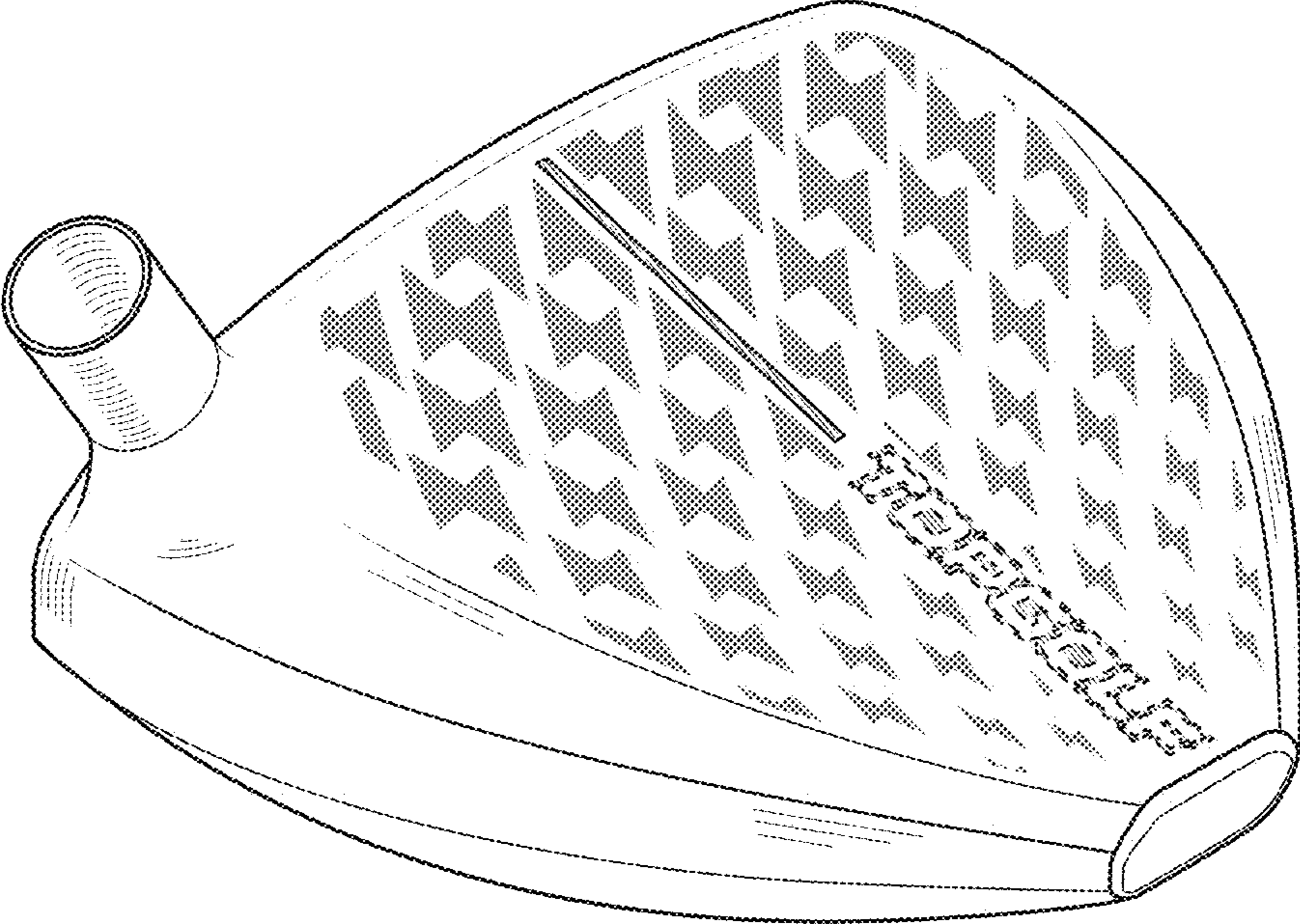


FIG. 7

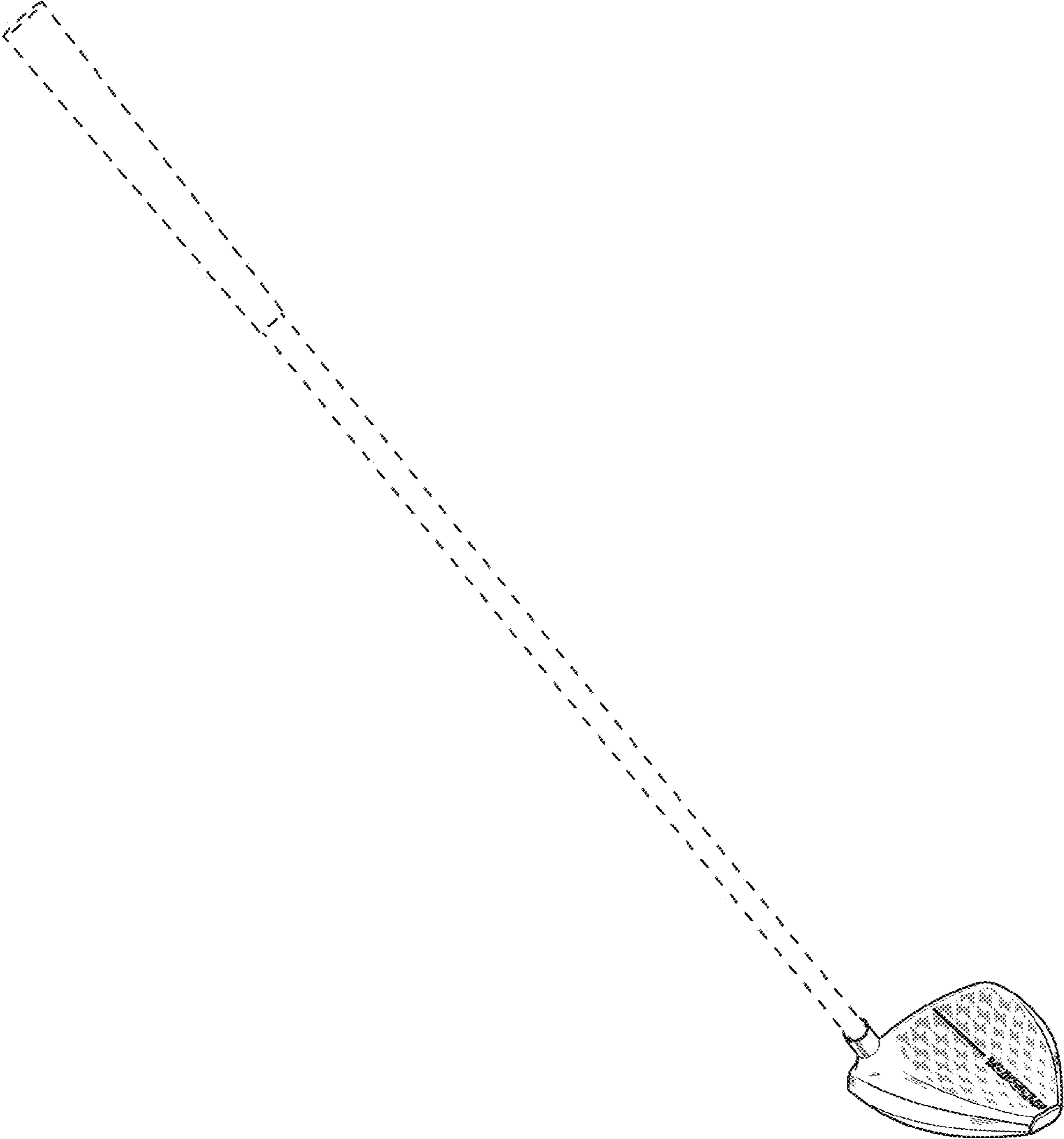


FIG. 8