



US0D1063159S

(12) **United States Design Patent** (10) **Patent No.:** **US D1,063,159 S**
Avila et al. (45) **Date of Patent:** **** Feb. 18, 2025**

(54) **LIGHTING FIXTURE**

FOREIGN PATENT DOCUMENTS

(71) Applicant: **VISION ENGINEERING**, Mansfield, TX (US)

CN 307074633 * 1/2022
CN 307771314 * 1/2023

(72) Inventors: **Henry Avila**, Mansfield, TX (US);
Joseph Avila, Mansfield, TX (US)

OTHER PUBLICATIONS

(73) Assignee: **VISION ENGINEERING**, Mansfield, TX (US)

“Dimmable LED Flush Mount Ceiling Light”, available in Amazon.com, first available Oct. 14, 2021, site visited Aug. 14, 2024, Internet URL: <https://www.amazon.com/dp/B09H596957?th=1> (Year: 2021).*

(**) Term: **15 Years**

“Goeco Ultra Slim Flush Mount Ceiling Light”, available in Amazon.com, first available May 13, 2022, site visited Aug. 14, 2024, Internet URL: <https://www.amazon.com/dp/B0B188GRF8?th=1> (Year: 2022).*

(21) Appl. No.: **29/898,419**

* cited by examiner

(22) Filed: **Jul. 27, 2023**

(51) **LOC (15) Cl.** **26-05**

(52) **U.S. Cl.**
USPC **D26/72**

(58) **Field of Classification Search**
USPC D26/1, 4, 7, 24, 32, 72, 73, 88, 89, 94,
D26/104, 124, 125, 147, 156
CPC F21S 8/061; F21S 8/04; F21S 8/06; F21S
9/00; F21S 9/03; F21S 9/035; F21S
9/032; F21S 9/037; F21W 2131/401
See application file for complete search history.

Primary Examiner — Samantha Wood
Assistant Examiner — Anthony Vincent Rotolo
(74) *Attorney, Agent, or Firm* — David R. Heckadon;
Gordon Rees Scully Mansukhani LLP

(56) **References Cited**

(57) **CLAIM**

U.S. PATENT DOCUMENTS

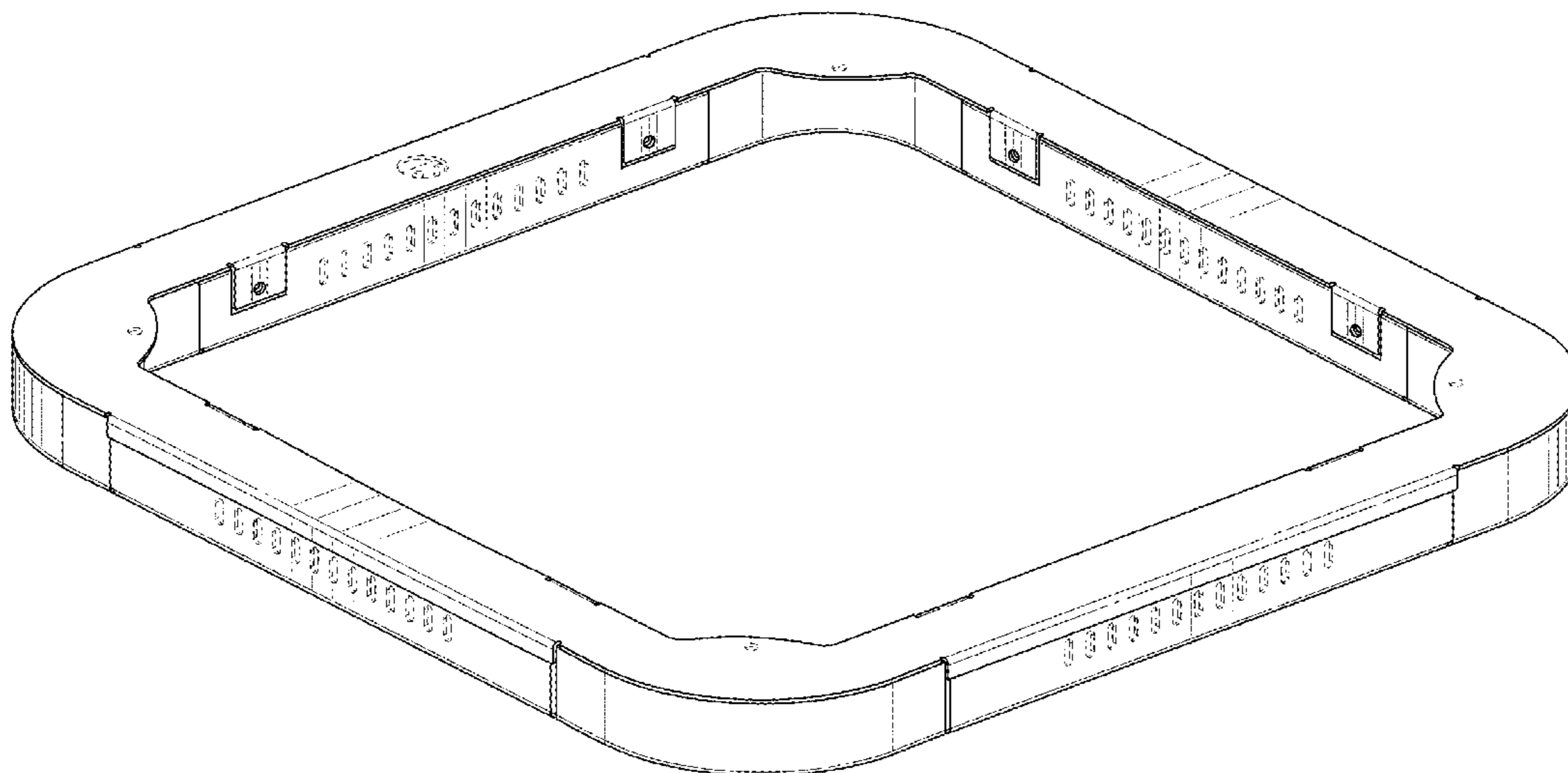
The ornamental design for a lighting fixture as shown and described.

D212,899 S	*	12/1968	Vesely	D26/85
D634,055 S	*	3/2011	Hokazono	D26/89
D649,678 S	*	11/2011	Germain	D26/85
D655,853 S	*	3/2012	Kim	D26/89
D668,374 S	*	10/2012	Wauters	D26/89
D759,286 S	*	6/2016	Chen	D26/89
D835,327 S	*	12/2018	Li	D26/89
D1,001,340 S	*	10/2023	Bernard	D26/89
D1,007,742 S	*	12/2023	Li	D26/89
D1,018,071 S	*	3/2024	Avny	D26/56
2009/0213589 A1	*	8/2009	Peifer	G02B 6/009 362/147
2011/0051457 A1	*	3/2011	Chen	F21S 8/04 362/606
2020/0309332 A1	*	10/2020	Yang	F21S 8/026

DESCRIPTION

FIG. 1 is a top perspective view of a lighting fixture. FIG. 2 is a left side elevation view of the lighting fixture. FIG. 3 is a right side elevation view of the lighting fixture. FIG. 4 is a front elevation view of the lighting fixture. FIG. 5 is a rear elevation view of the lighting fixture. FIG. 6 is top plan view of the lighting fixture; and, FIG. 7 is a bottom plan view of the lighting fixture. The broken lines shown in the drawings illustrate portions of the lighting fixture that form no part of the claimed design.

1 Claim, 7 Drawing Sheets



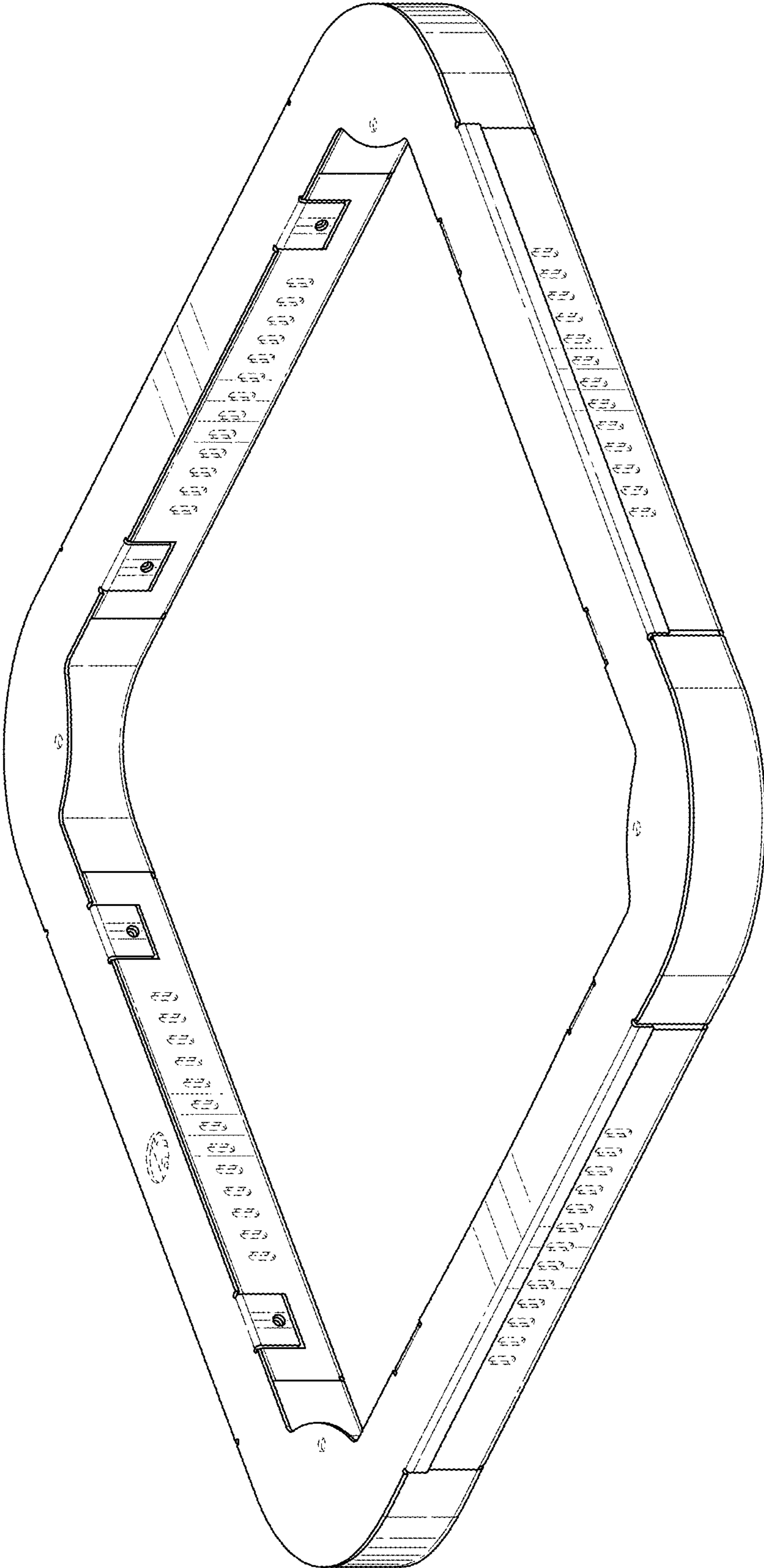


FIG. 1

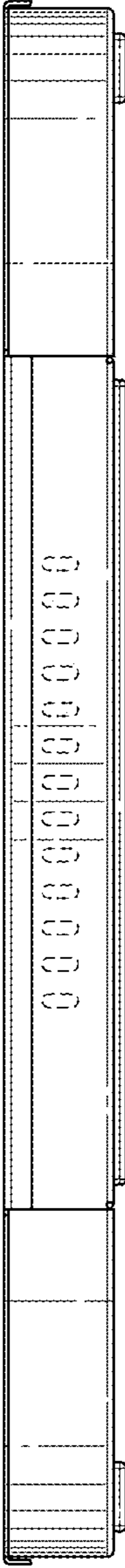


FIG. 2

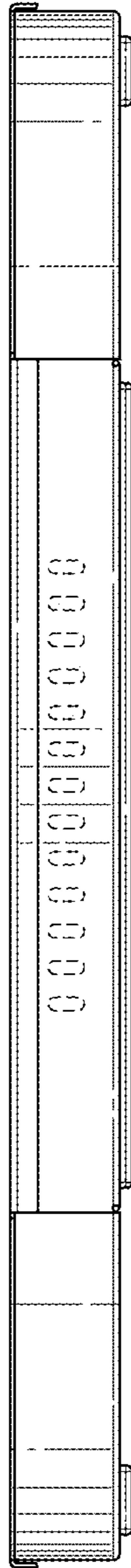


FIG. 3

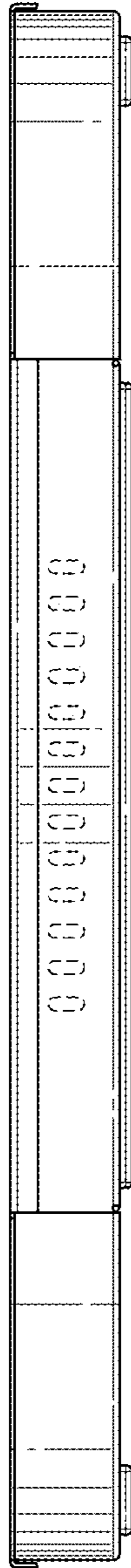


FIG. 4

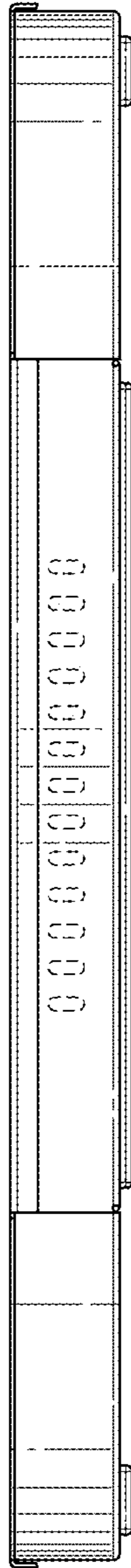


FIG. 5

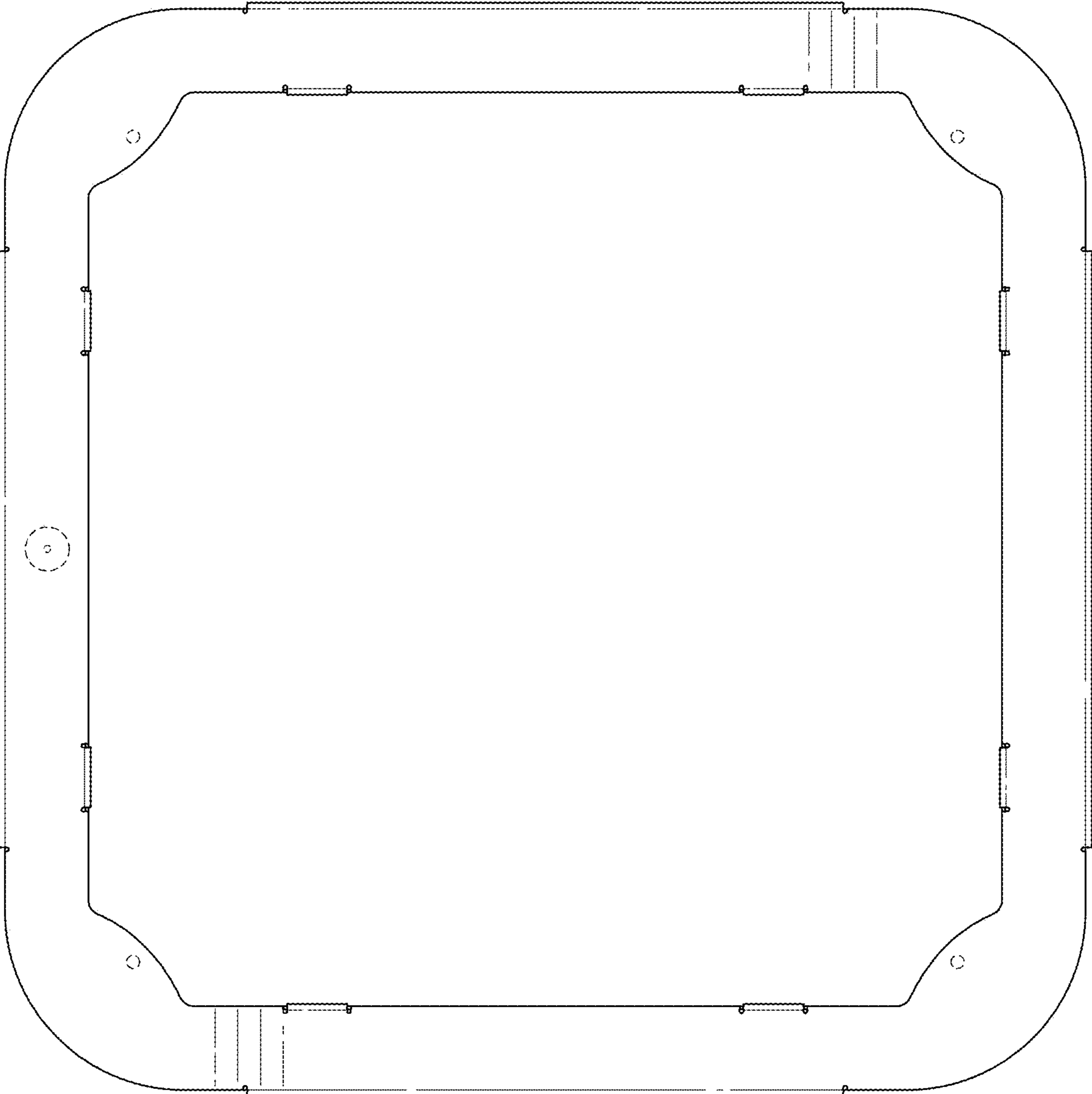


FIG. 6

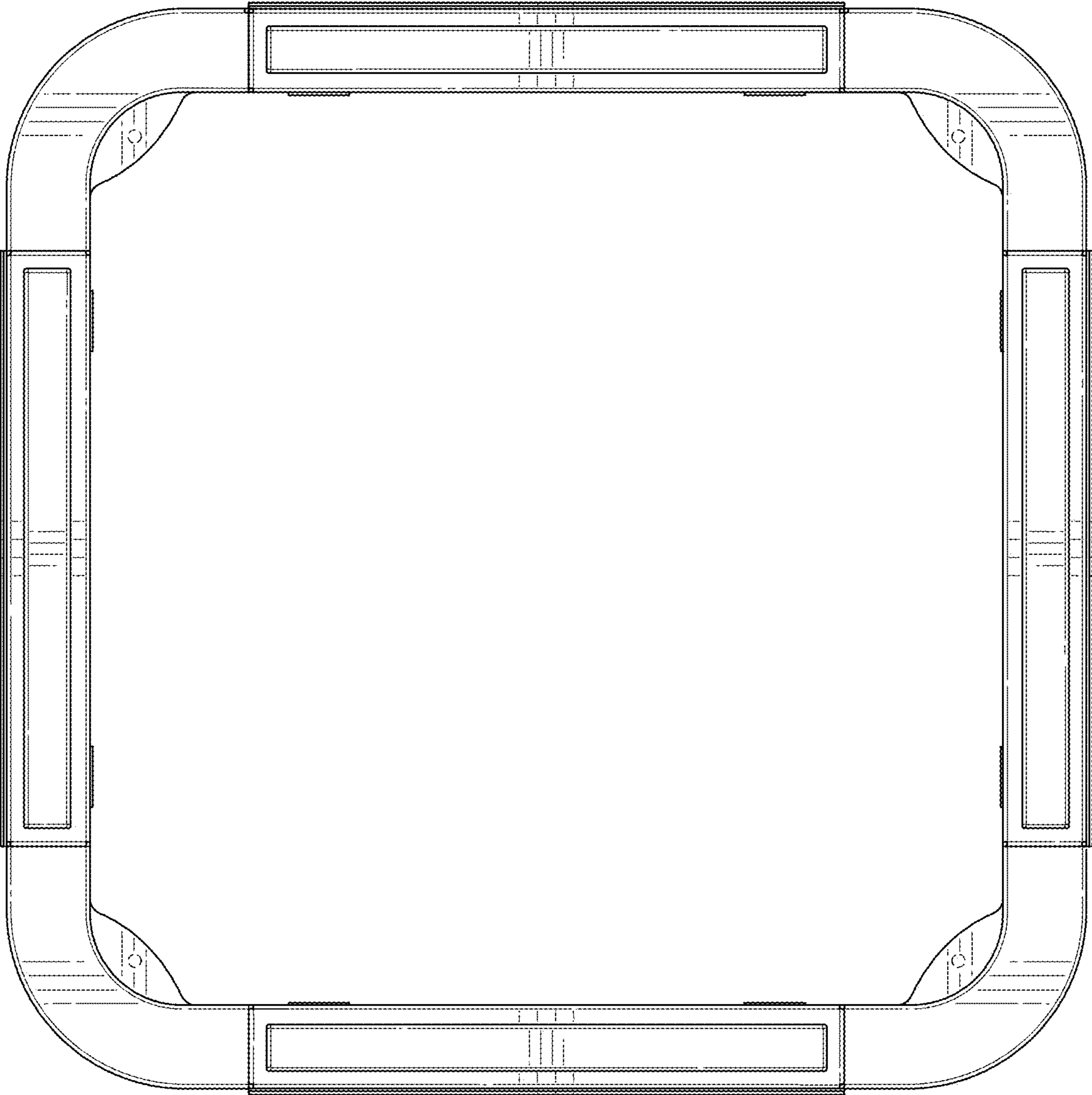


FIG. 7