



US0D1060840S

(12) **United States Design Patent** (10) **Patent No.:** **US D1,060,840 S**
Gammack et al. (45) **Date of Patent:** **** *Feb. 4, 2025**

(54) **HAIR STYLING DEVICE**
(71) Applicant: **Dyson Technology Limited**, Wiltshire (GB)
(72) Inventors: **Peter David Gammack**, Gloucester (GB); **Samuel James Czerpak**, Ownham (GB); **Andrew Drummond Flynn**, Bristol (GB); **Boon Sheng Teo**, Singapore (SG); **Simon Loh Hock Hua**, Singapore (SG); **Stephen Benjamin Courtney**, Gloucester (GB)

D877,413 S * 3/2020 Lin D28/35
D884,272 S * 5/2020 Liao D28/35
D919,178 S * 5/2021 Knox D28/35
D919,179 S * 5/2021 Knox D28/35
D919,180 S * 5/2021 Knox D28/35
D987,896 S * 5/2023 Hinds D28/35
D1,017,129 S * 3/2024 Wang D28/35
D1,017,900 S * 3/2024 Pan D28/13
2006/0207625 A1* 9/2006 Chan A45D 1/04
132/224
2011/0056509 A1 3/2011 Benest et al.
2012/0272993 A1 11/2012 Mandica et al.
(Continued)

(73) Assignee: **Dyson Technology Limited**, Wiltshire (GB)

FOREIGN PATENT DOCUMENTS

CN 107668895 A 2/2018

(*) Notice: This patent is subject to a terminal disclaimer.

OTHER PUBLICATIONS

Dyson Airstrait Straightener, first available on Jun. 28, 2023, retrieved from: <https://www.amazon.com/Dyson-2683332-AirstraitTM-Straightener/dp/B0C6BJ95SC>.*

(**) Term: **15 Years**

Primary Examiner — Alison M Ofstun

(21) Appl. No.: **29/845,492**

(74) *Attorney, Agent, or Firm* — Tucker Ellis LLP

(22) Filed: **Jul. 7, 2022**

(30) **Foreign Application Priority Data**

Feb. 2, 2022 (EM) 008850002-0002

(51) **LOC (15) Cl.** **28-03**

(52) **U.S. Cl.**
USPC **D28/35**

(58) **Field of Classification Search**
USPC D28/9-10, 12-13, 35
CPC A45D 2/00; A45D 2/001; A45D 2/002;
A45D 2/36; A45D 7/00; A45D 7/02;
A45D 20/10; A45D 20/12
See application file for complete search history.

(57) **CLAIM**

The ornamental design for a hair styling device, as shown and described.

(56) **References Cited**

U.S. PATENT DOCUMENTS


D536,483 S 2/2007 Lun et al.
7,243,661 B2* 7/2007 Lun A45D 1/06
132/224

DESCRIPTION

FIG. 1 is a perspective view of a hair styling device, illustrating our new design;
FIG. 2 is a top view thereof;
FIG. 3 is a front view thereof;
FIG. 4 is a bottom view thereof;
FIG. 5 is a right side view thereof;
FIG. 6 is a left side view thereof; and,
FIG. 7 is a rear view thereof.

The broken lines are shown for the purpose of illustrating parts of the article that form no part of the claimed design.

1 Claim, 7 Drawing Sheets



(56)

References Cited

U.S. PATENT DOCUMENTS

2022/0087391 A1* 3/2022 Nicolaou A45D 2/00
2022/0183438 A1* 6/2022 Beaumont A45D 20/10
2023/0404238 A1* 12/2023 Beaumont A45D 20/12

* cited by examiner

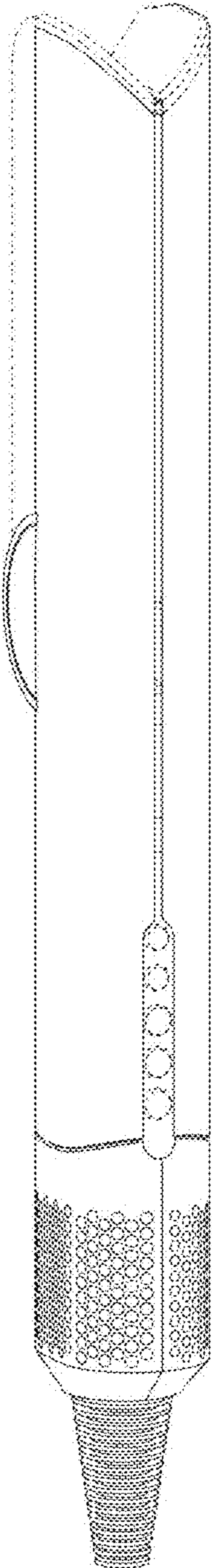


FIG. 1

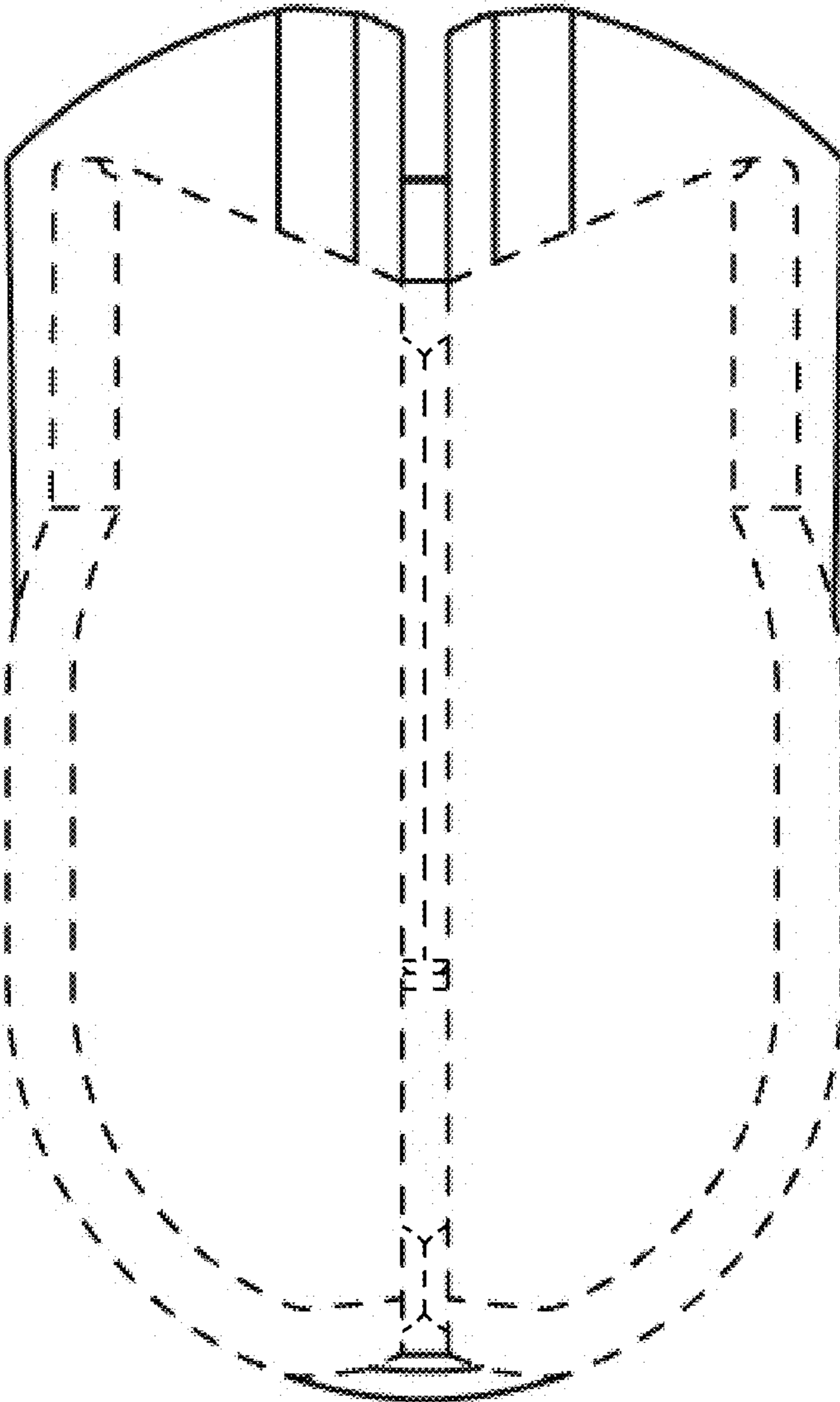


FIG. 2




FIG. 3

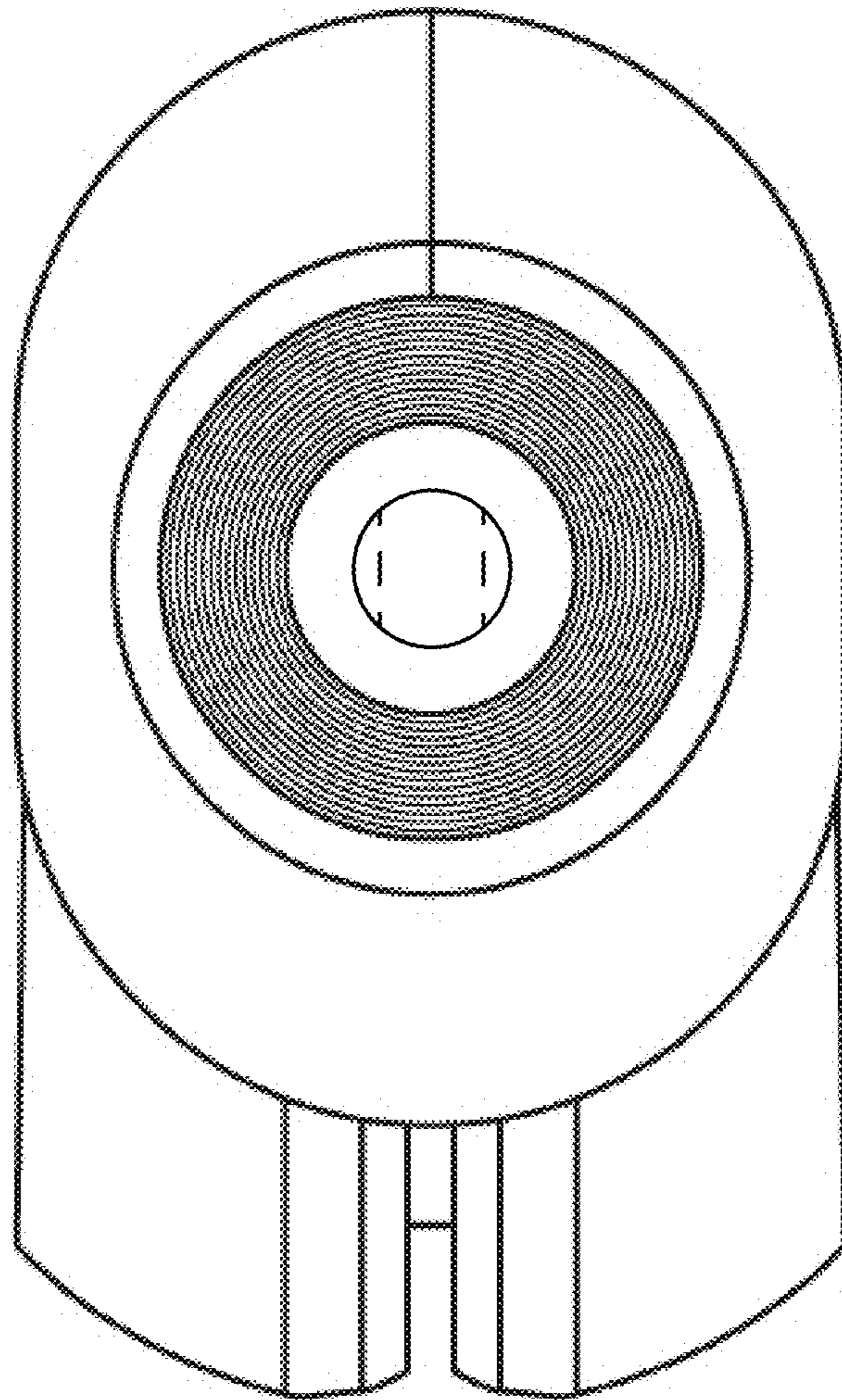


FIG. 4

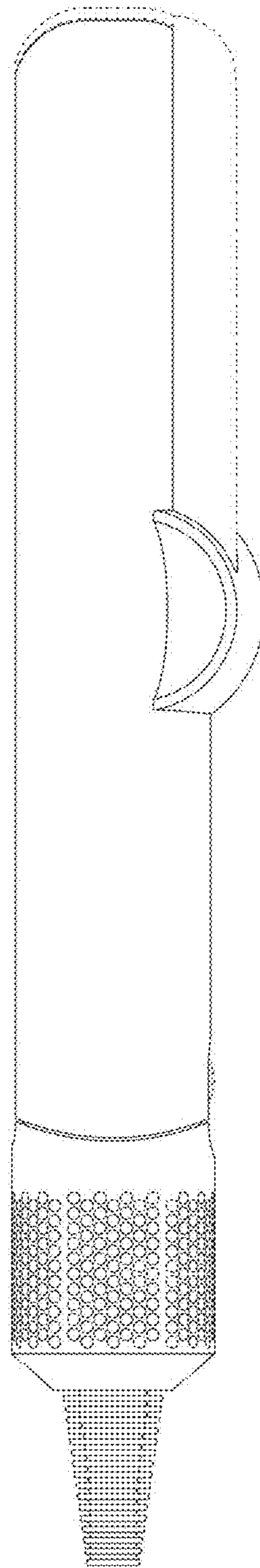


FIG. 5

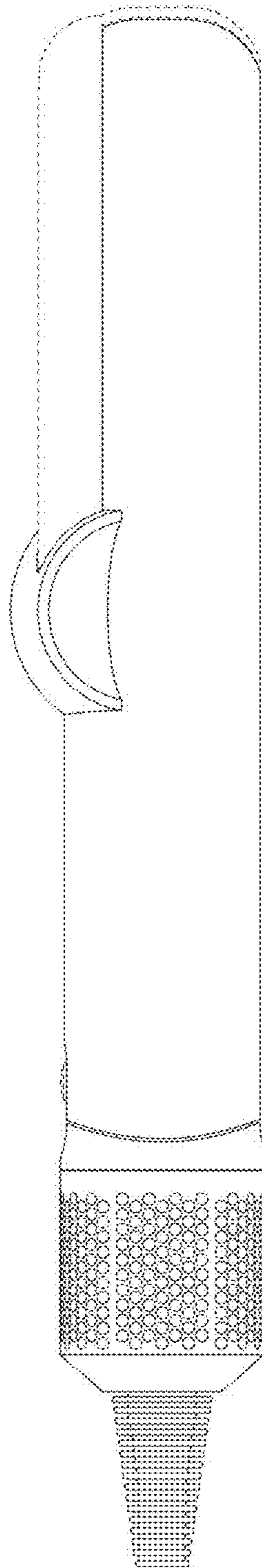


FIG. 6

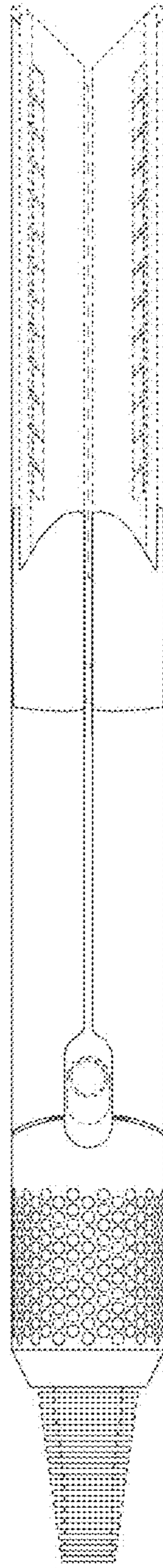


FIG. 7