



US0D1060648S

(12) **United States Design Patent** (10) **Patent No.:** **US D1,060,648 S**
Eggers (45) **Date of Patent:** **** Feb. 4, 2025**

- (54) **BLADE FOR AN INDUSTRIAL AIR-CIRCULATION FAN**
- (71) Applicant: **Phillip S. Eggers**, Pilot Point, TX (US)
- (72) Inventor: **Phillip S. Eggers**, Pilot Point, TX (US)
- (73) Assignee: **Phillip S. Eggers**, Pilot Point, TX (US)
- (**) Term: **15 Years**
- (21) Appl. No.: **29/883,744**
- (22) Filed: **Feb. 2, 2023**
- (51) **LOC (15) Cl.** **23-03**
- (52) **U.S. Cl.**
USPC **D23/413**
- (58) **Field of Classification Search**
USPC D23/370, 377, 379, 381, 382, 385,
D23/411-414
CPC F04D 25/08; F04D 25/088; F04D 29/34;
F04D 29/38; F04D 29/388; F04D 29/384;
F04D 29/386; F21V 33/0096
See application file for complete search history.

(56) **References Cited**
U.S. PATENT DOCUMENTS

5,088,665	A	2/1992	Vijgen	
5,096,384	A	3/1992	Immell et al.	
D665,492	S *	8/2012	Romero Carreras D23/413
D847,970	S *	5/2019	Hoffmaster D23/413
D921,870	S *	6/2021	Cohen D23/385
D972,119	S *	12/2022	Lucius D23/379
D980,965	S *	3/2023	Stauter F04D 25/08 D23/413
D989,277	S *	6/2023	Gauss D23/370
2003/0021089	A1	1/2003	Belady et al.	

2012/0045331	A1	2/2012	Villella	
2015/0078903	A1	3/2015	Lowe et al.	
2022/0307520	A1 *	9/2022	Mosiewicz F04D 29/384
2024/0084814	A1 *	3/2024	Baba F04D 29/326

FOREIGN PATENT DOCUMENTS

CN 203175905 U 9/2013

OTHER PUBLICATIONS

Patent Cooperation Treaty: International Search Report and Written Opinion of the International Searching Authority from PCT/US2023/29222; Shane Thomas; dated Jan. 22, 2024; 15 pages.

* cited by examiner

Primary Examiner — Keith J Wilson
Assistant Examiner — Carolyn W Davis

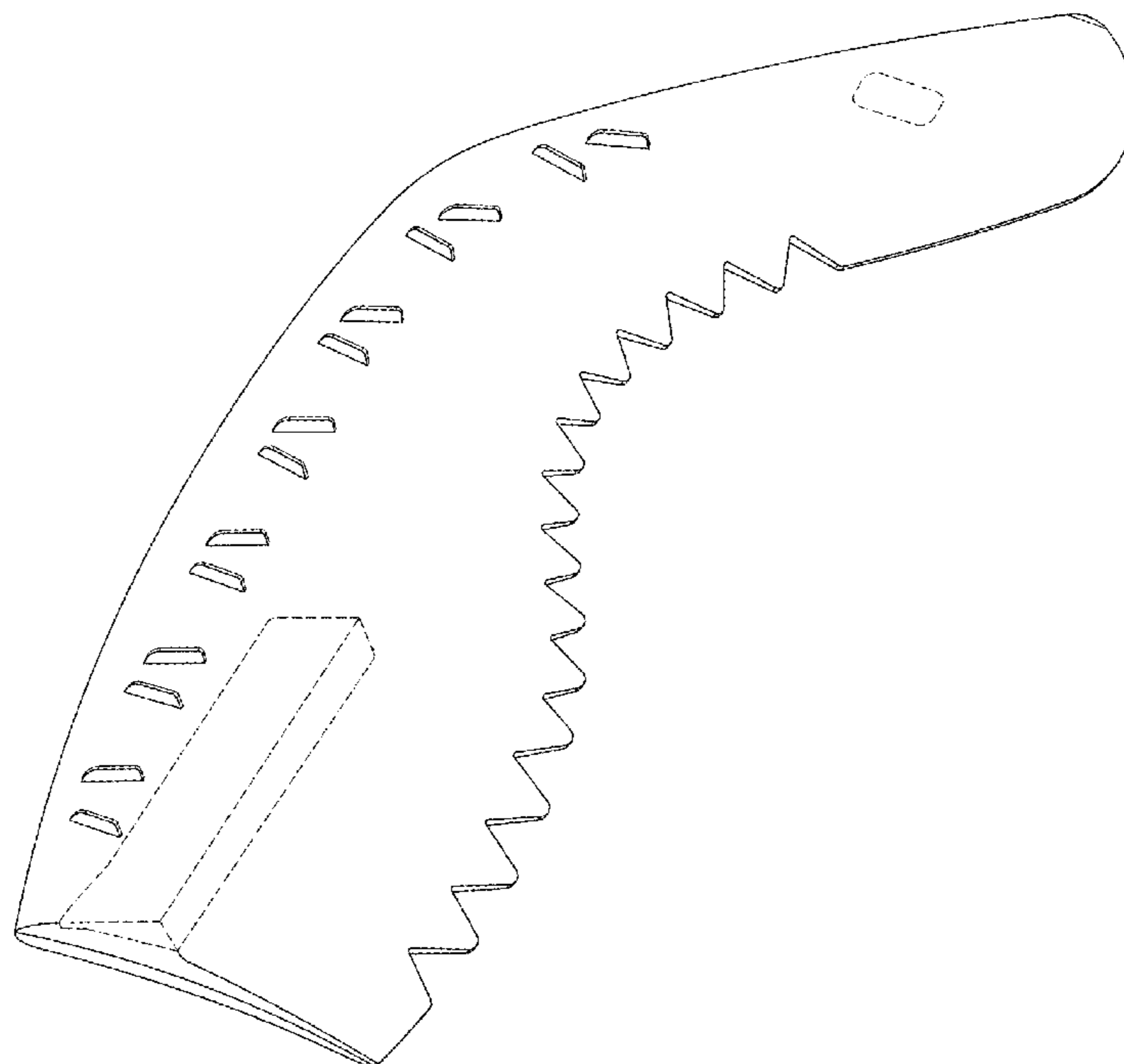
(57) **CLAIM**

The ornamental design for a blade for an industrial air-circulation fan as shown and described.

DESCRIPTION

FIG. 1 is a top rear perspective view of a blade for an industrial air-circulation fan showing the unique design; FIG. 2 is a bottom front perspective view thereof; FIG. 3 is a front view thereof; FIG. 4 is a rear view thereof; FIG. 5 is a right side view thereof; FIG. 6 is a left side view thereof; FIG. 7 is a top view thereof; and, FIG. 8 is a bottom view thereof. The broken lines illustrate portions of the blade for an industrial air-circulation fan and form no part of the claimed design.

1 Claim, 8 Drawing Sheets



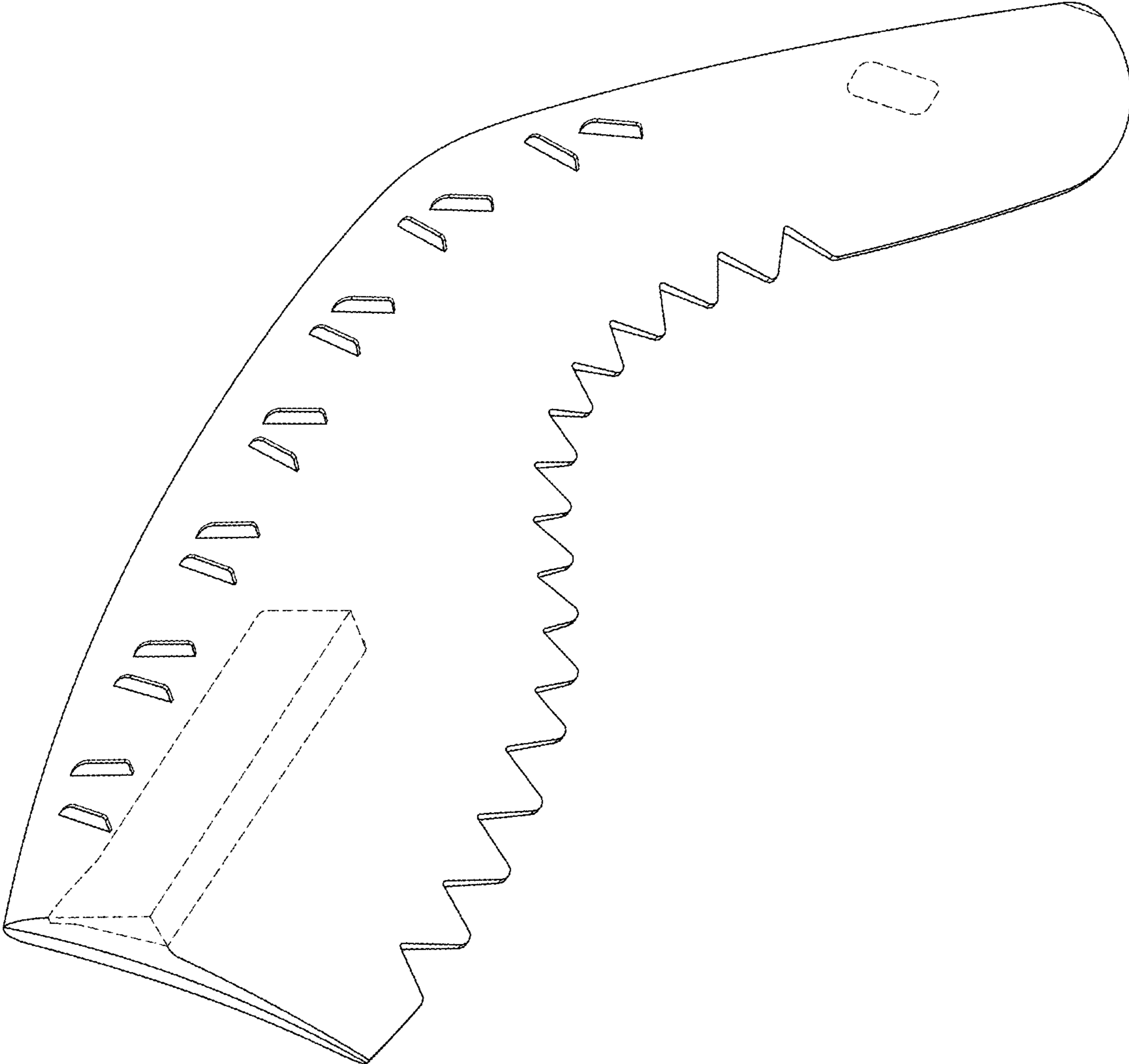


FIG. 1

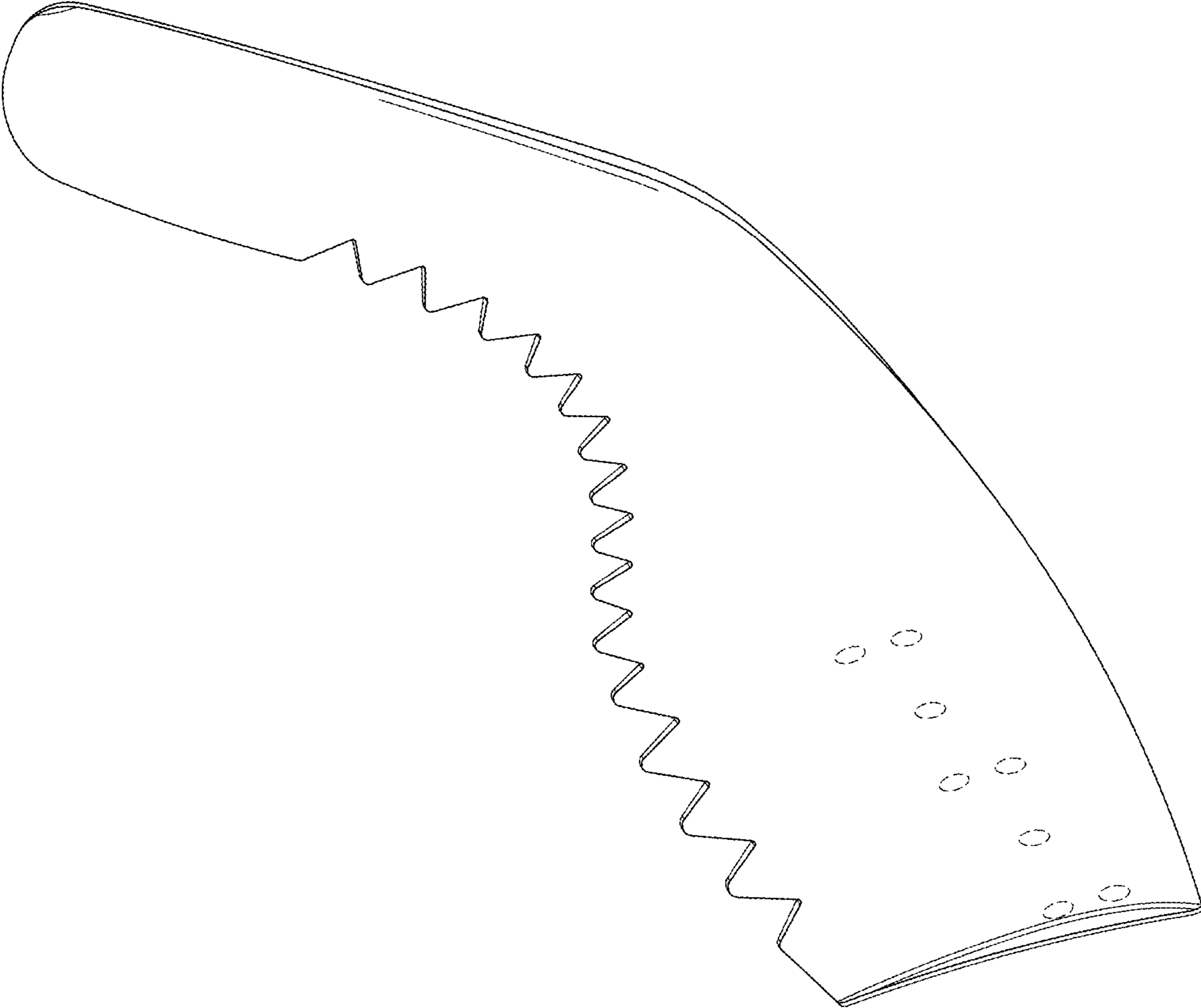


FIG. 2

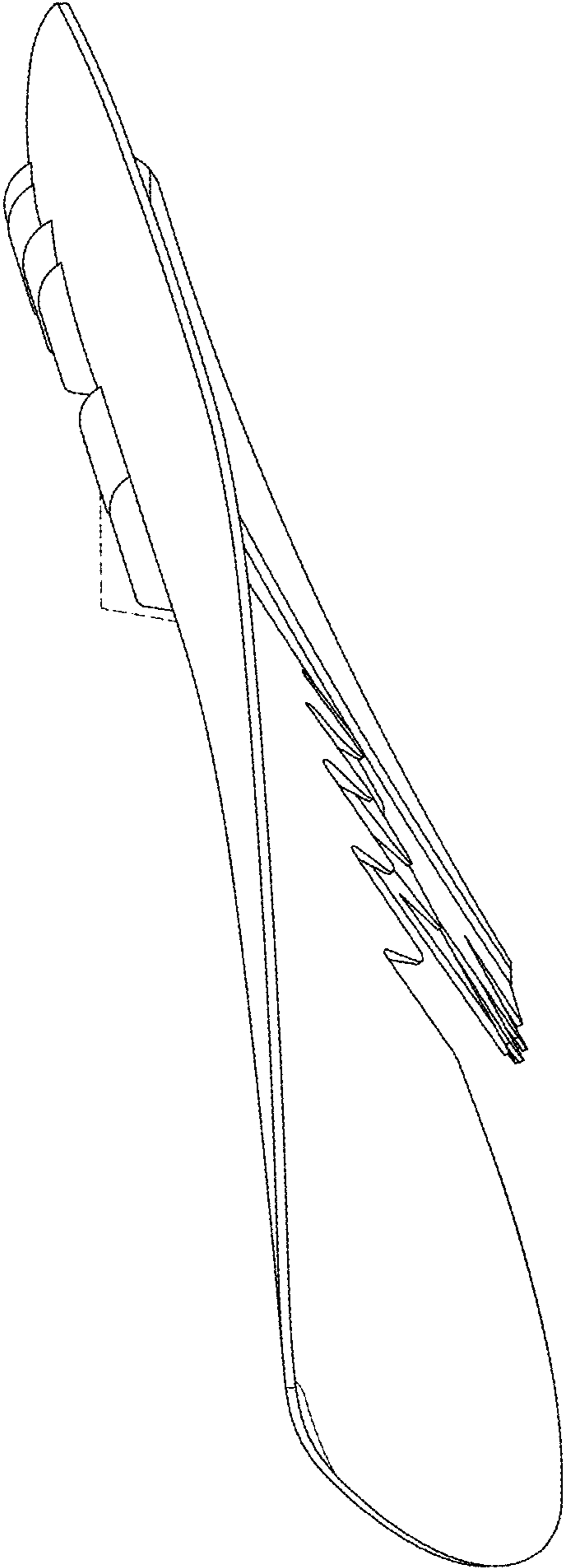


FIG. 3

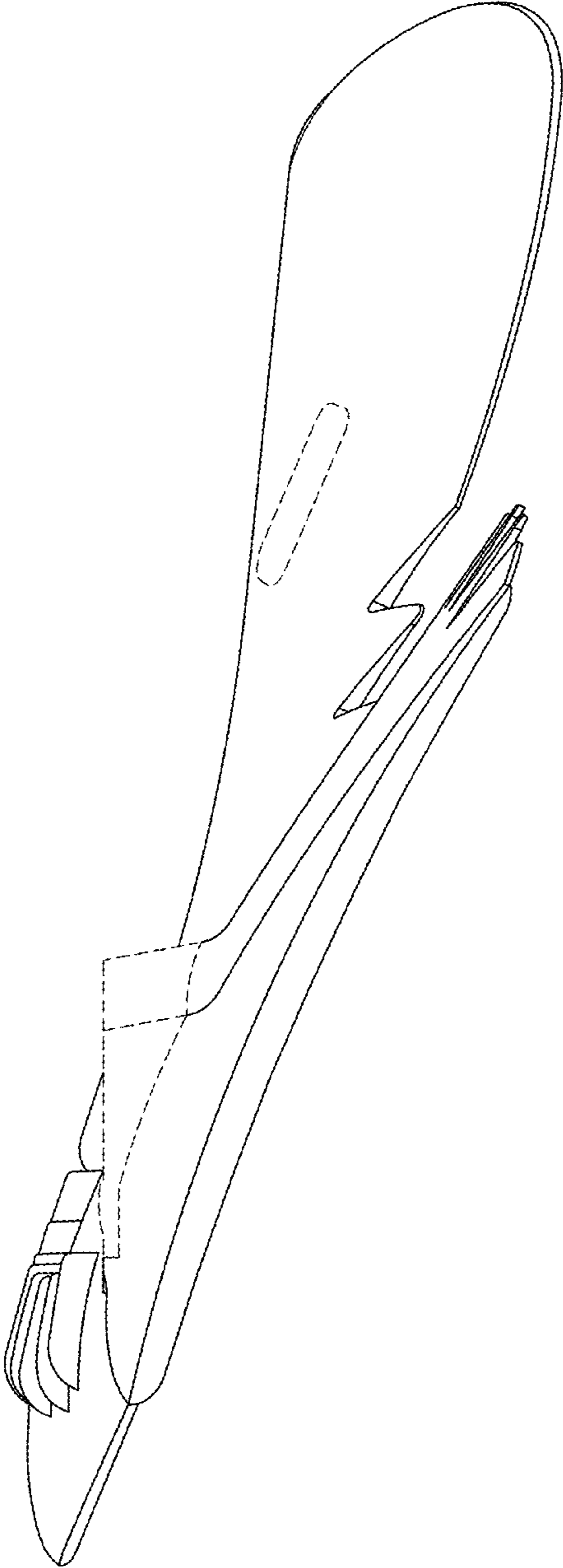


FIG. 4

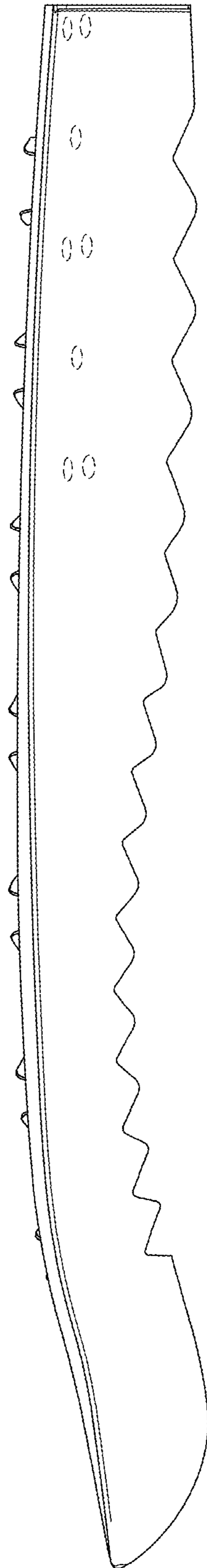


FIG. 5

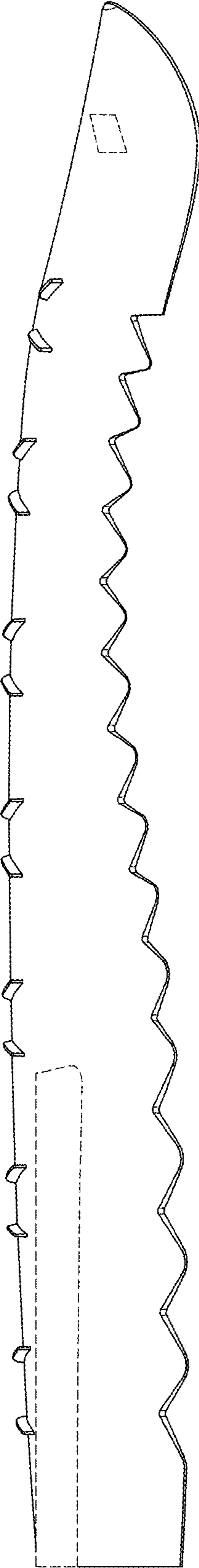


FIG. 6

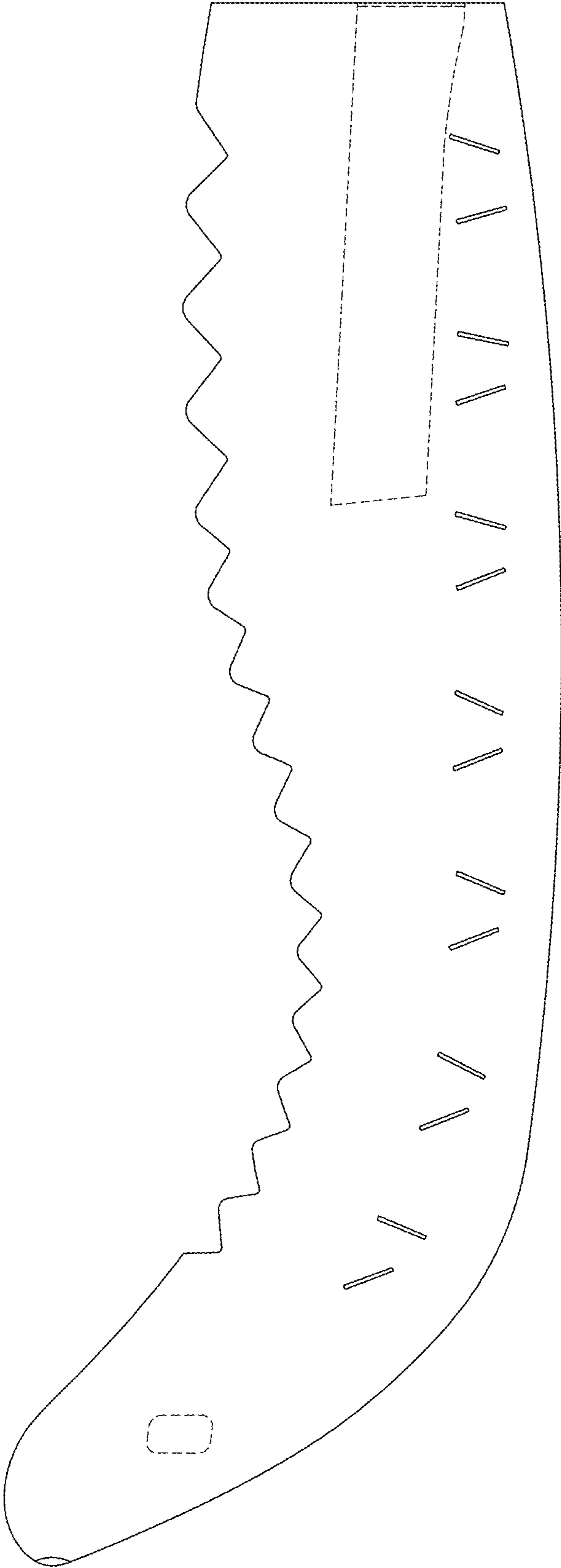


FIG. 7




FIG. 8