



US0D1055468S

(12) **United States Design Patent** (10) **Patent No.:** **US D1,055,468 S**  
**Prushiek** (45) **Date of Patent:** **\*\* Dec. 31, 2024**

(54) **LEGWEAR WITH INTEGRATED SOCKS**

(71) Applicant: **Kathryn Marie Prushiek,**  
Oconomowoc, WI (US)

(72) Inventor: **Kathryn Marie Prushiek,**  
Oconomowoc, WI (US)

(\*\*) Term: **15 Years**

(21) Appl. No.: **29/738,840**

(22) Filed: **Jun. 19, 2020**

(51) **LOC (14) Cl.** ..... **02-02**

(52) **U.S. Cl.**  
USPC ..... **D2/719; D2/745**

(58) **Field of Classification Search**  
USPC ..... D2/718, 719, 728, 732, 733, 743,  
D2/744-747

CPC ..... A41D 7/008; A41D 10/00; A41D 11/00;  
A41D 17/00; A41D 13/00

See application file for complete search history.

(56) **References Cited**

U.S. PATENT DOCUMENTS

- 2,605,471 A \* 8/1952 Kephart ..... A41D 10/00  
2/232
- 2,636,287 A \* 4/1953 Heilbronner ..... A41D 10/00  
D2/714
- 3,092,839 A \* 6/1963 Cantrell ..... A41D 10/00  
2/227
- 4,858,342 A \* 8/1989 Nicholson ..... A41D 13/0005  
36/109
- 4,912,860 A \* 4/1990 Keller ..... A41D 13/012  
36/109
- 5,081,718 A \* 1/1992 Carman ..... A41D 13/02  
2/82

- 6,317,893 B1 \* 11/2001 Walton ..... A41D 27/04  
2/82
- D456,113 S \* 4/2002 Smith ..... D2/744
- 6,668,383 B2 \* 12/2003 Rausch ..... A41D 13/012  
2/82
- D598,181 S \* 8/2009 Rowe ..... D2/743
- D945,741 S \* 3/2022 Grazi ..... D2/719
- 2001/0025383 A1 \* 10/2001 Thompson ..... A41D 13/02  
2/234
- 2019/0116894 A1 \* 4/2019 Brannon ..... A41F 1/00
- 2021/0360985 A1 \* 11/2021 Prushiek ..... A41B 13/04

\* cited by examiner

Primary Examiner — Rashida C. Walshon

(57) **CLAIM**

The ornamental design for a legwear with integrated socks, as shown and described.

**DESCRIPTION**

FIG. 1 is a front elevational view of a pair of legwear with integrated socks showing my new design;  
 FIG. 2 is a left elevational view thereof;  
 FIG. 3 is a rear elevational view thereof;  
 FIG. 4 is a right elevational view thereof;  
 FIG. 5 is a top plan view thereof;  
 FIG. 6 is a bottom plan view thereof;  
 FIG. 7 is a top-front perspective view thereof;  
 FIG. 8 is a bottom-front perspective view thereof;  
 FIG. 9 is a bottom-rear perspective view thereof;  
 FIG. 10 is a top-rear perspective view thereof;  
 FIG. 11 is a detailed view taken along box 11 in FIG. 7; and,  
 FIG. 12 is a detailed view taken along box 12 in FIG. 4.  
 The broken lines in the drawings represent portions of the legwear that form no part of the claimed design.

**1 Claim, 12 Drawing Sheets**






FIG. 1




FIG. 2



FIG. 3

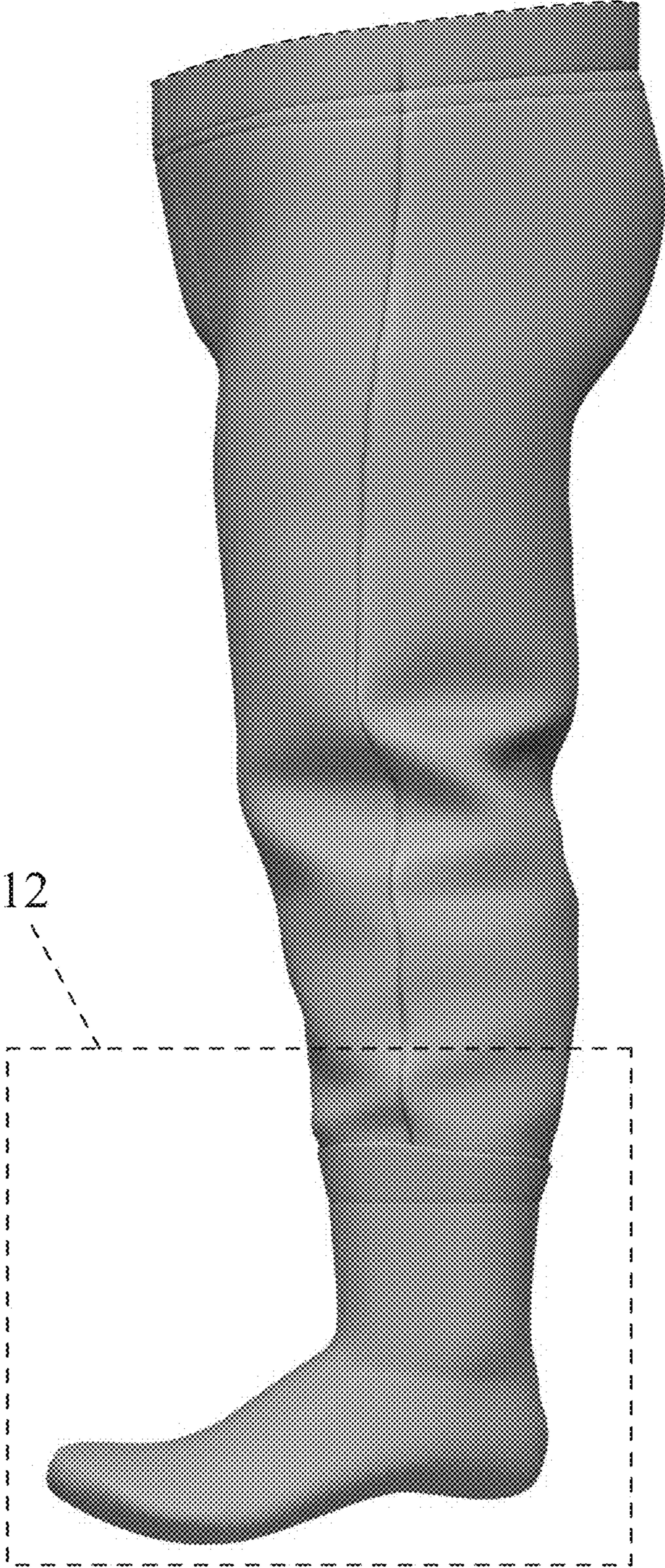


FIG. 4

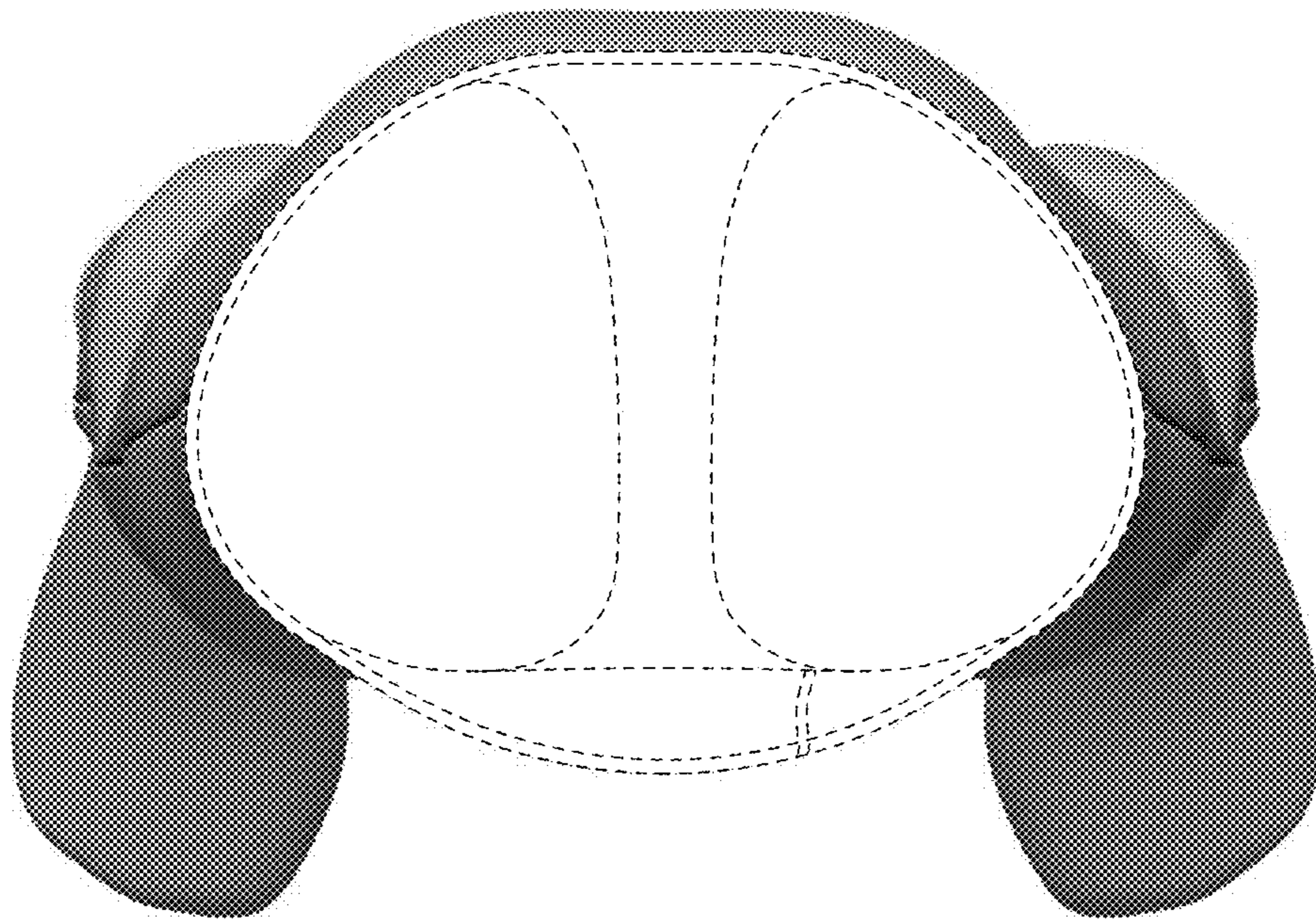


FIG. 5

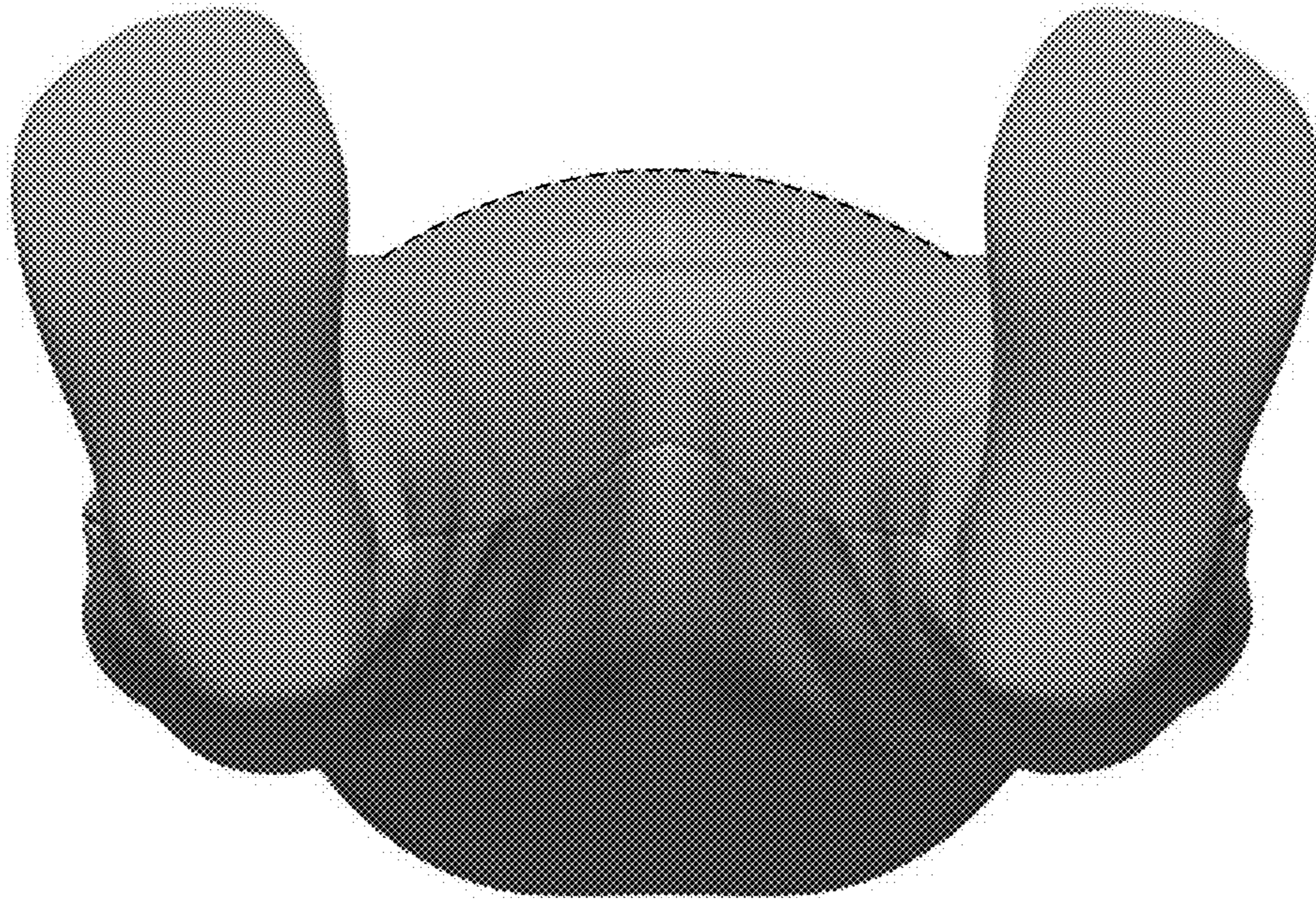


FIG. 6

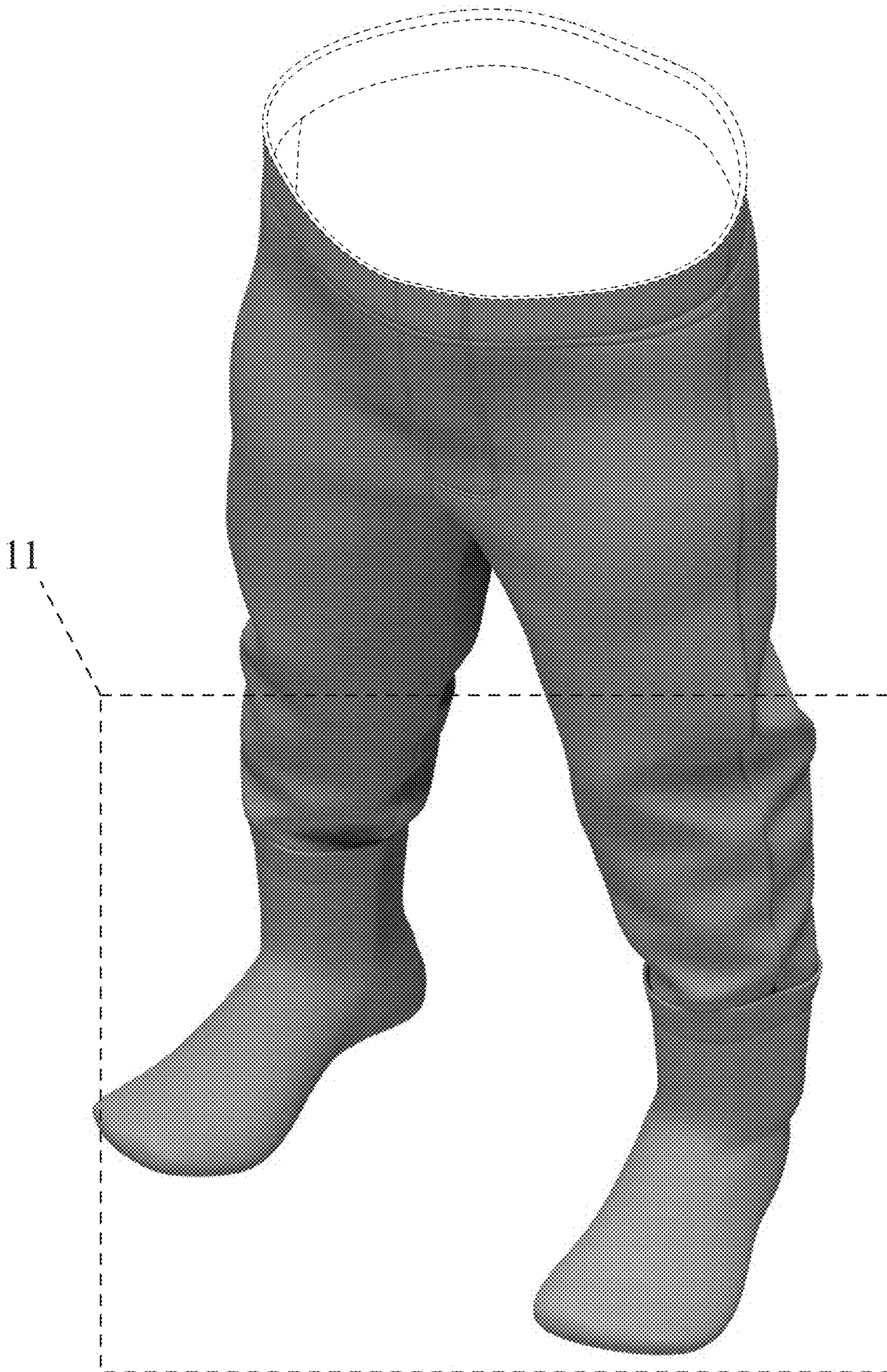


FIG. 7



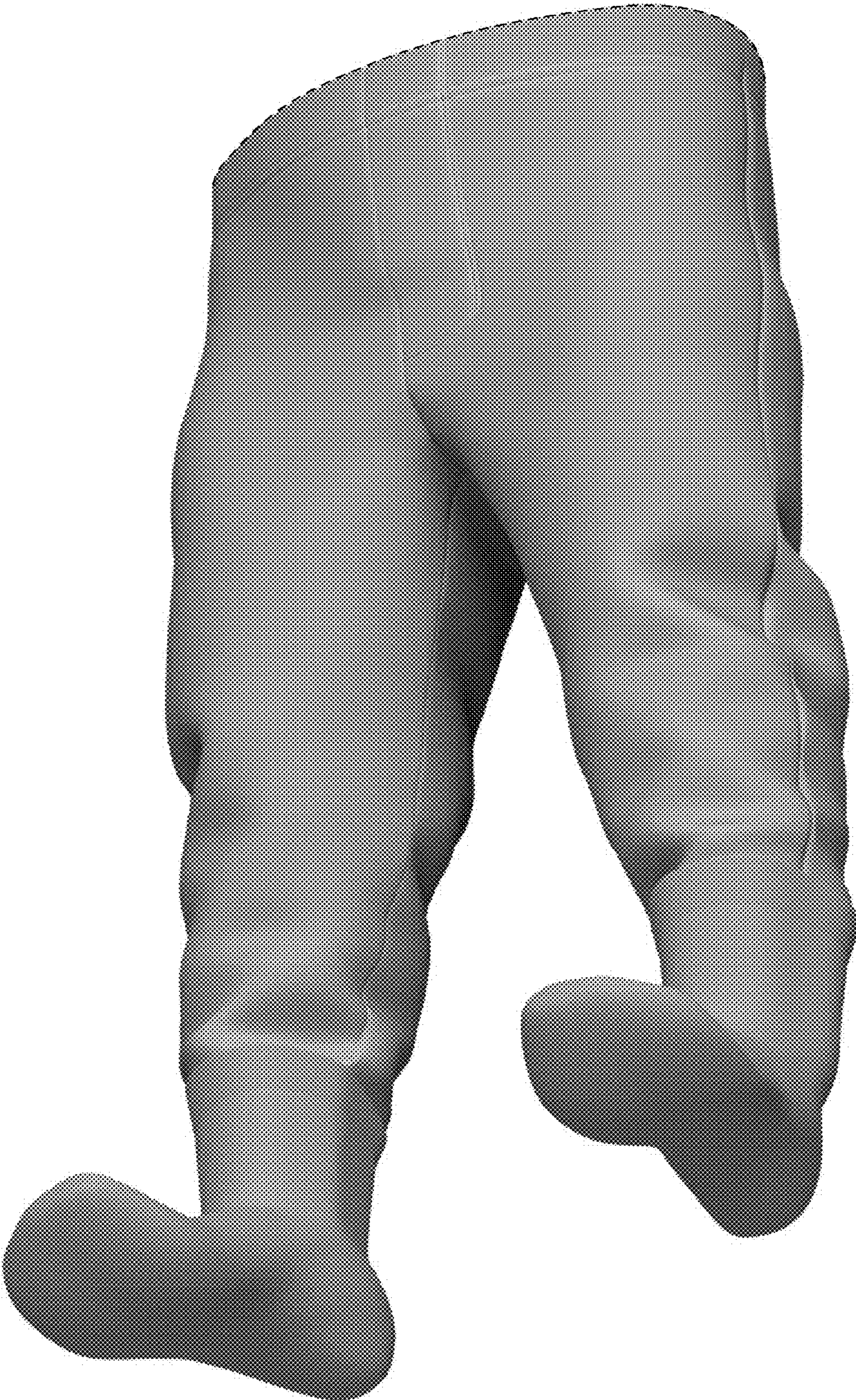


FIG. 8



FIG. 9



FIG. 10



FIG. 11



FIG. 12