



US0D1053849S

(12) **United States Design Patent** (10) **Patent No.:** **US D1,053,849 S**
Laube et al. (45) **Date of Patent:** **** Dec. 10, 2024**

(54) **AUDIO BAR**

(71) Applicant: **Biamp Systems, LLC**, Beaverton, OR (US)

(72) Inventors: **Douglas Laube**, Plano, TX (US); **Rashid Skaf**, Plano, TX (US); **Sean E. Pettiford**, Austin, TX (US); **Mark Gilson**, Austin, TX (US); **Kevin Scott Hodge**, Allen, TX (US)

(73) Assignee: **Biamp Systems, LLC**, Beaverton, OR (US)

(**) Term: **15 Years**

(21) Appl. No.: **29/835,869**

(22) Filed: **Apr. 22, 2022**

(30) **Foreign Application Priority Data**

Oct. 22, 2021 (CN) 202130694284.X

(51) **LOC (14) Cl.** **14-01**

(52) **U.S. Cl.**
USPC **D14/214**

(58) **Field of Classification Search**
USPC ... D14/125, 140, 140.2, 149, 155, 159, 160, D14/168, 184, 188, 204, 209.1, 203.1, D14/203.2, 203.3, 210, 211, 212, 213, D14/214, 215, 216, 217, 219, 221, 222, D14/225, 226, 240, 242, 300, 356, 358
CPC .. H04R 9/06; H04R 2499/13; H04R 2499/15; H04R 5/02; H04R 29/001; H04R 29/002; H04R 1/02; H04R 1/023; H04R 1/025; H04R 1/026; H04R 1/2834; H04R 1/2811; H04R 1/2888; H04R 1/323; H04R 1/288; H04R 1/2819; H04R 1/345; H04R 2400/00; H04R 2400/11; H04R 2420/07; H04R 3/12; H04R 3/00; H04R 2205/022

See application file for complete search history.

(56) **References Cited**

U.S. PATENT DOCUMENTS

D478,891 S *	8/2003	Hisatsune	D14/211
D520,494 S *	5/2006	Aiba	D14/214
D565,542 S *	4/2008	Han	D14/211
D756,968 S *	5/2016	Huang	D14/215
D822,003 S *	7/2018	Won	D14/214
D826,214 S *	8/2018	Kim	D14/210
D907,595 S *	1/2021	Duys	D14/125
D915,350 S *	4/2021	Kitazawa	D14/214
D932,534 S *	10/2021	Su	D14/125

* cited by examiner

Primary Examiner — Khawaja Anwar
Assistant Examiner — Megan Tiana Rakos

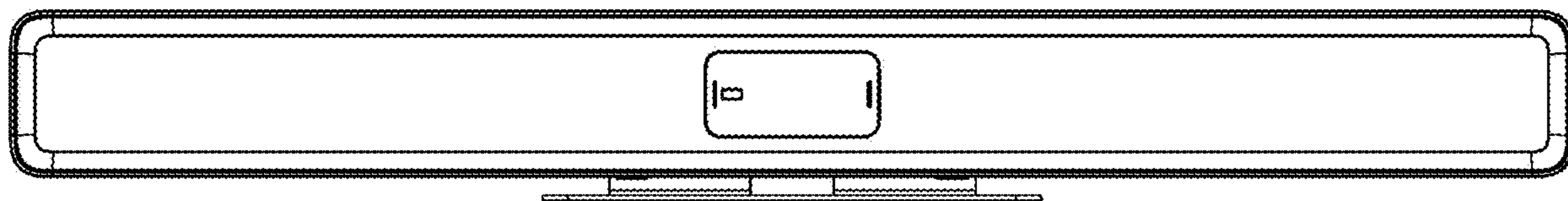
(57) **CLAIM**

The ornamental design for an audio bar, as shown and described.

DESCRIPTION

FIG. 1 is a front view of an audio bar of a first embodiment.
FIG. 2 is a rear view thereof.
FIG. 3 is a left side view thereof.
FIG. 4 is a right side view thereof.
FIG. 5 is a top view thereof.
FIG. 6 is a bottom view thereof.
FIG. 7 is a front view of an audio bar of a second embodiment.
FIG. 8 is a rear view thereof.
FIG. 9 is a left side view thereof.
FIG. 10 is a right side view thereof.
FIG. 11 is a top view thereof; and,
FIG. 12 is a bottom view thereof.

1 Claim, 12 Drawing Sheets



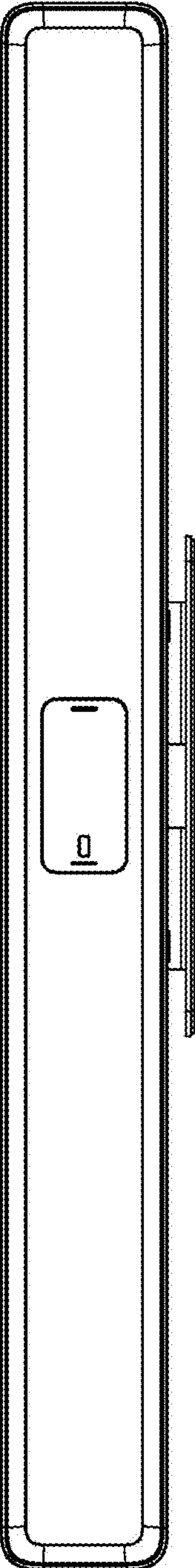


FIG. 1

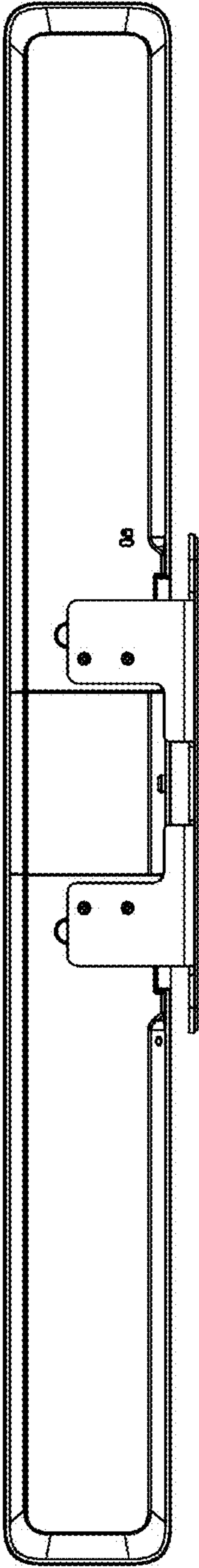


FIG. 2

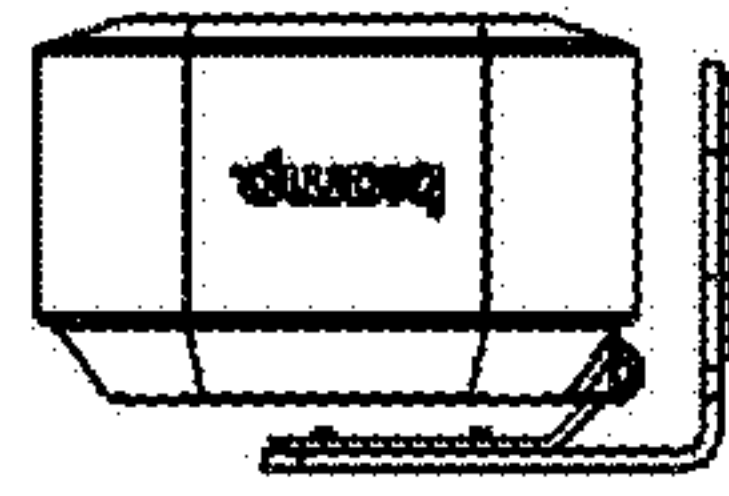


FIG. 3

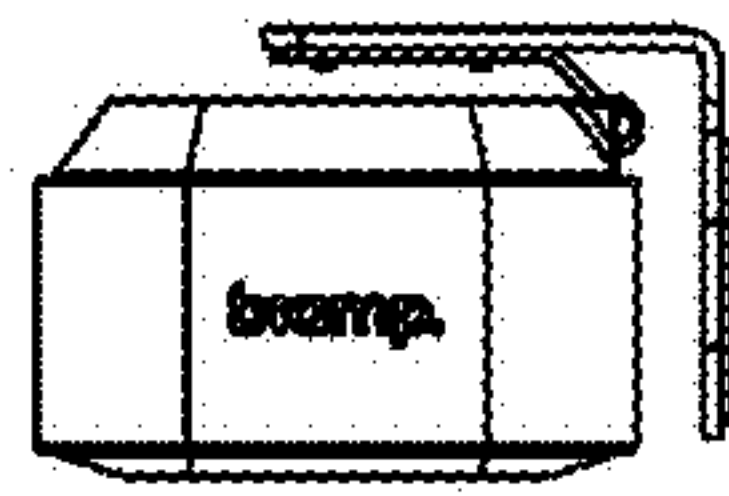


FIG. 4

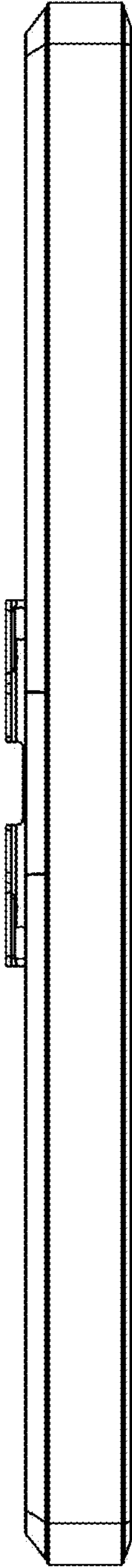


FIG. 5

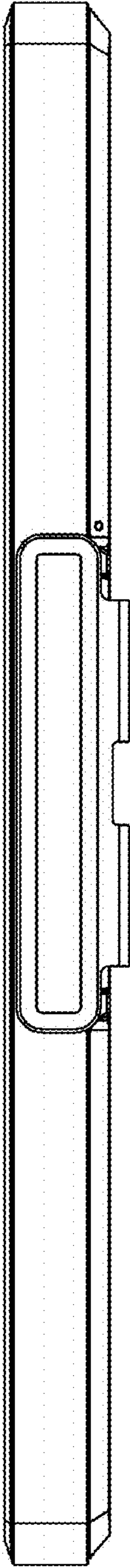


FIG. 6

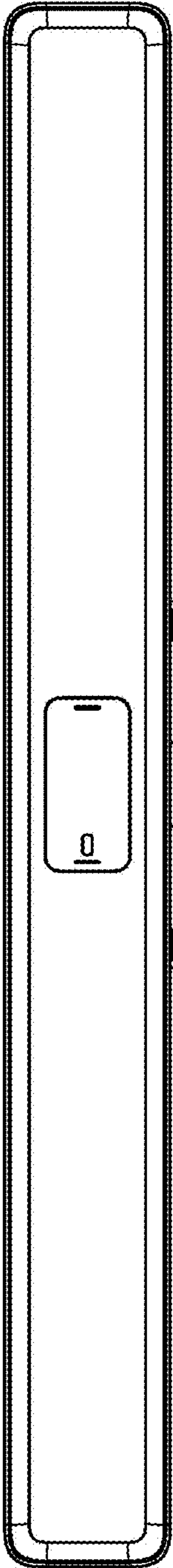


FIG. 7

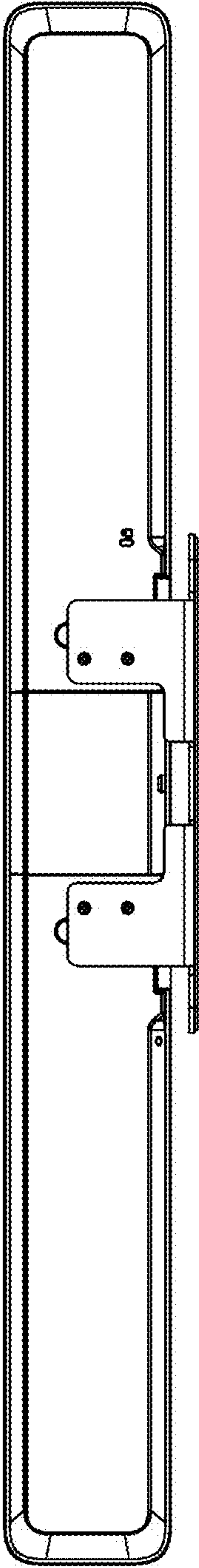


FIG. 8

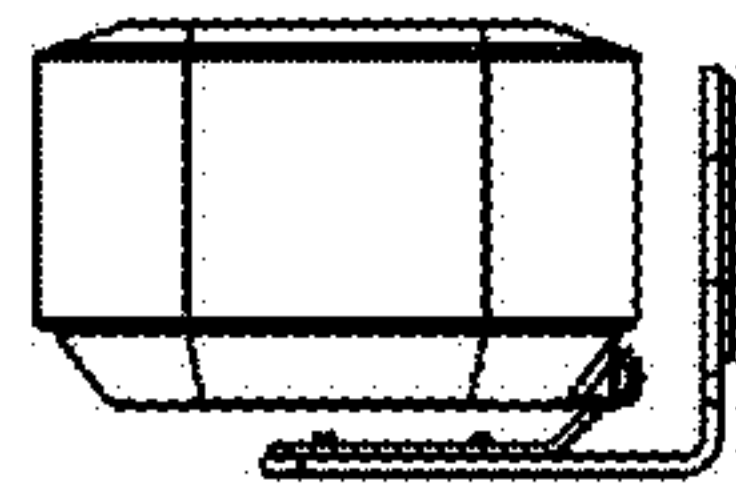


FIG. 9

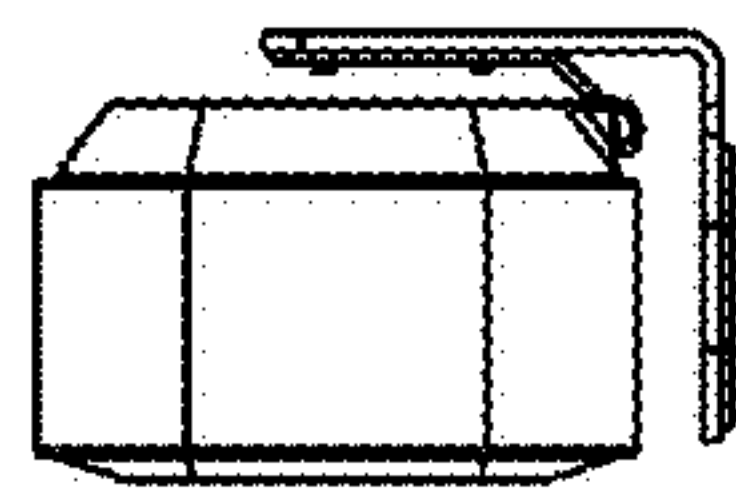


FIG. 10

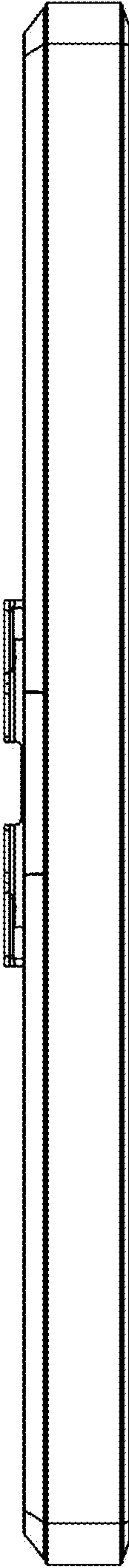


FIG. 11

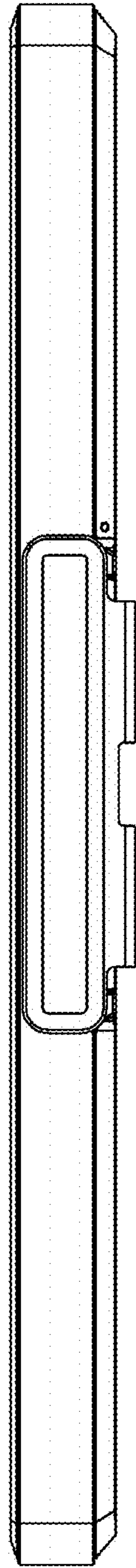


FIG. 12