



US0D1053498S

(12) **United States Design Patent** (10) **Patent No.:** **US D1,053,498 S**
Fang et al. (45) **Date of Patent:** **** Dec. 10, 2024**

(54) **FROZEN FOOD BAR** 2,682,234 A * 6/1954 Baldanza A23G 9/26
D7/672
(71) Applicant: **General Mills, Inc.**, Minneapolis, MN D205,572 S * 8/1966 Davies D1/102
(US) 3,274,958 A 9/1966 Otken
3,770,460 A 11/1973 Vroman
(72) Inventors: **Shiyin Fang**, Shanghai (CN); D298,664 S * 11/1988 Huff D28/8.1
Mingdeng Li, Shanghai (CN); **Wanyi**
Xie, Shanghai (CN); **Yun Zhang**,
Shanghai (CN) (Continued)

FOREIGN PATENT DOCUMENTS

(73) Assignee: **General Mills, Inc.**, Minneapolis, MN CN 110881560 3/2020
(US) CN 307331893 5/2022
(Continued)

(**) Term: **15 Years** *Primary Examiner* — Katie Jane Stofko
(21) Appl. No.: **29/892,505** (74) *Attorney, Agent, or Firm* — Jordan IP Law, LLC;
Annette M. Frawley, Esq.

(22) Filed: **May 18, 2023**

(30) **Foreign Application Priority Data**

Dec. 19, 2022 (CN) 202230846858.5

(51) **LOC (14) Cl.** **01-01**

(52) **U.S. Cl.**
USPC **D1/102**

(58) **Field of Classification Search**
USPC D1/100–130, 199; 426/92, 94, 104, 133,
426/138, 143, 275, 277, 279, 281–284,
426/292, 295, 391, 496, 514, 566, 572,
426/660; 249/92; D28/8.1;
D24/101–104, 195; D8/83; D21/487;
D4/104–106, 136
CPC A23G 3/50; A23G 3/563; A23G 9/503;
A23G 9/26; A23G 9/48; A23G 3/54;
A23P 1/005

See application file for complete search history.

(56) **References Cited**

U.S. PATENT DOCUMENTS

D94,770 S * 3/1935 Lucke D1/104
D160,447 S * 10/1950 Losberg D1/102

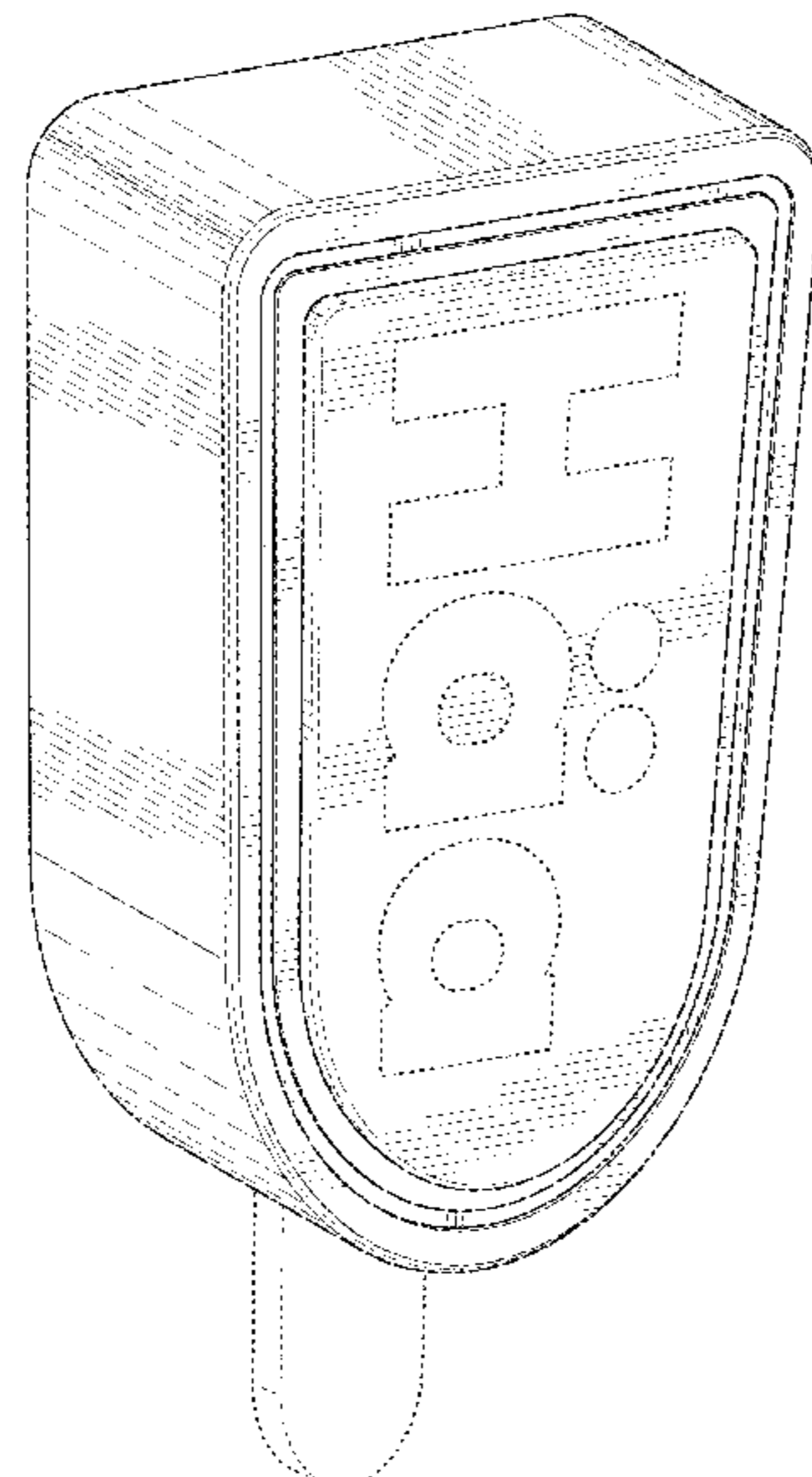
(57) **CLAIM**

The ornamental design for a frozen food bar, as shown and described.

DESCRIPTION

FIG. 1 is a front elevational view of a frozen food bar according to our design;
FIG. 2 is a rear elevational view of the frozen food bar of FIG. 1;
FIG. 3 is a left side view of the frozen food bar of FIG. 1;
FIG. 4 is a right side view of the frozen food bar of FIG. 1;
FIG. 5 is a top plan view of the frozen food bar of FIG. 1;
FIG. 6 is a bottom plan view of the frozen food bar of FIG. 1; and,
FIG. 7 is a front, top and left side perspective view of the frozen food bar of FIG. 1.
The broken lines shown in FIGS. 1-4 and 6-7 illustrate portions of the frozen food bar that form no part of the claimed design.

1 Claim, 5 Drawing Sheets



(56)

References Cited

U.S. PATENT DOCUMENTS

5,256,426 A * 10/1993 Tomioka A23G 9/503
426/100
5,516,540 A 5/1996 Cathenaut
6,216,472 B1 4/2001 Cathenaut et al.
6,461,653 B1 * 10/2002 Cox A23G 9/503
426/104
6,491,958 B1 * 12/2002 Tucker A23G 9/322
426/101
6,821,544 B1 * 11/2004 Illy A01J 25/12
426/89
D544,177 S * 6/2007 Beecham D1/127
D586,526 S * 2/2009 Trazza D1/125
D707,416 S * 6/2014 Pearson D1/102
8,980,354 B2 3/2015 Harlaux-Pasquier et al.
D943,862 S * 2/2022 Cobena D1/102
2019/0357563 A1 11/2019 Deepadung et al.

FOREIGN PATENT DOCUMENTS

EP 784934 7/1997
KR 101117081 1/2011
KR 20160135582 11/2016

* cited by examiner

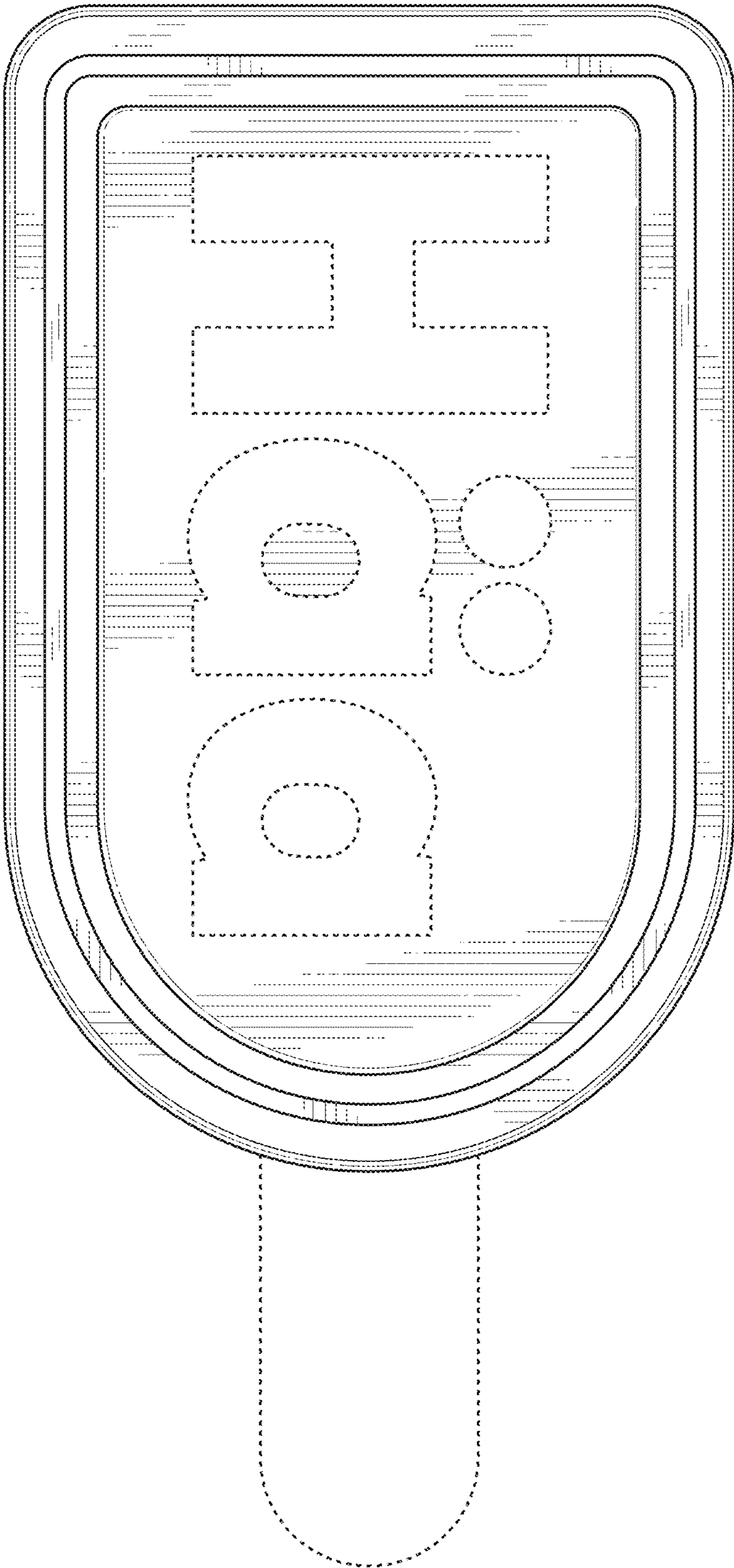


FIG. 1




FIG. 2




FIG. 3




FIG. 4

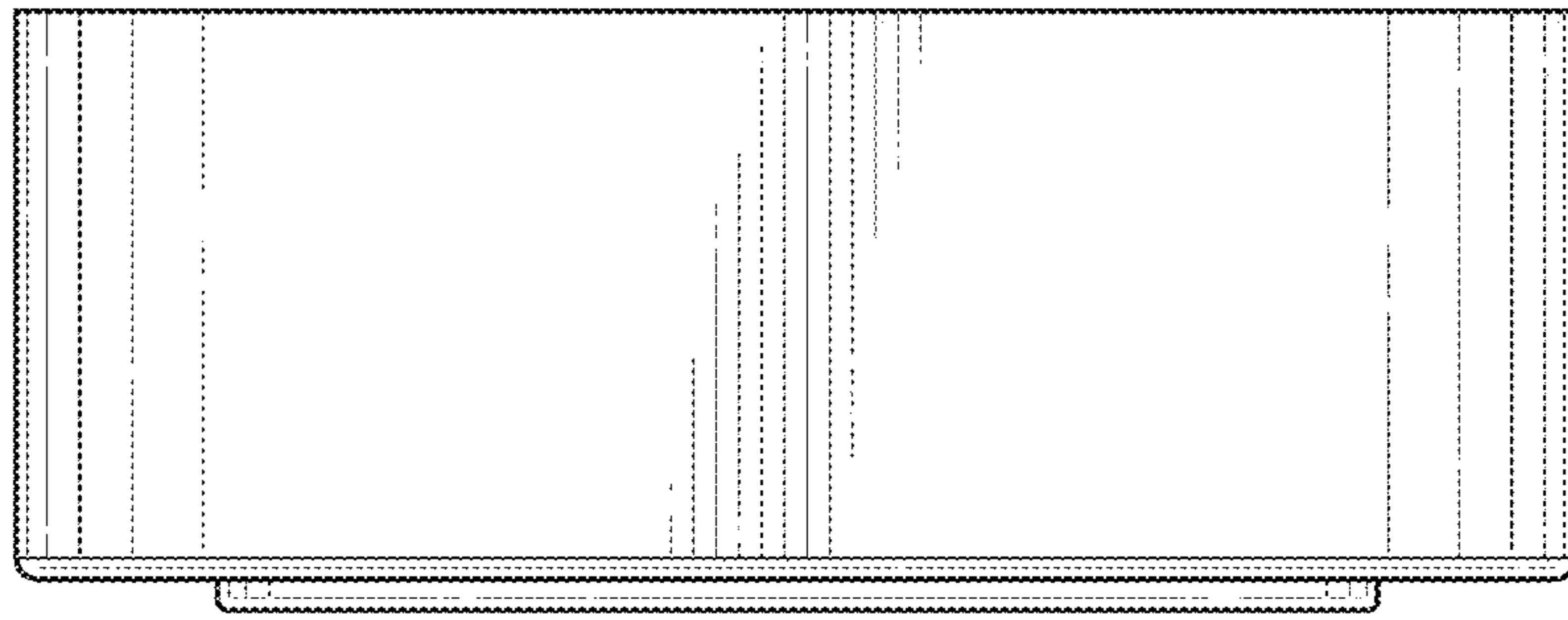


FIG. 5

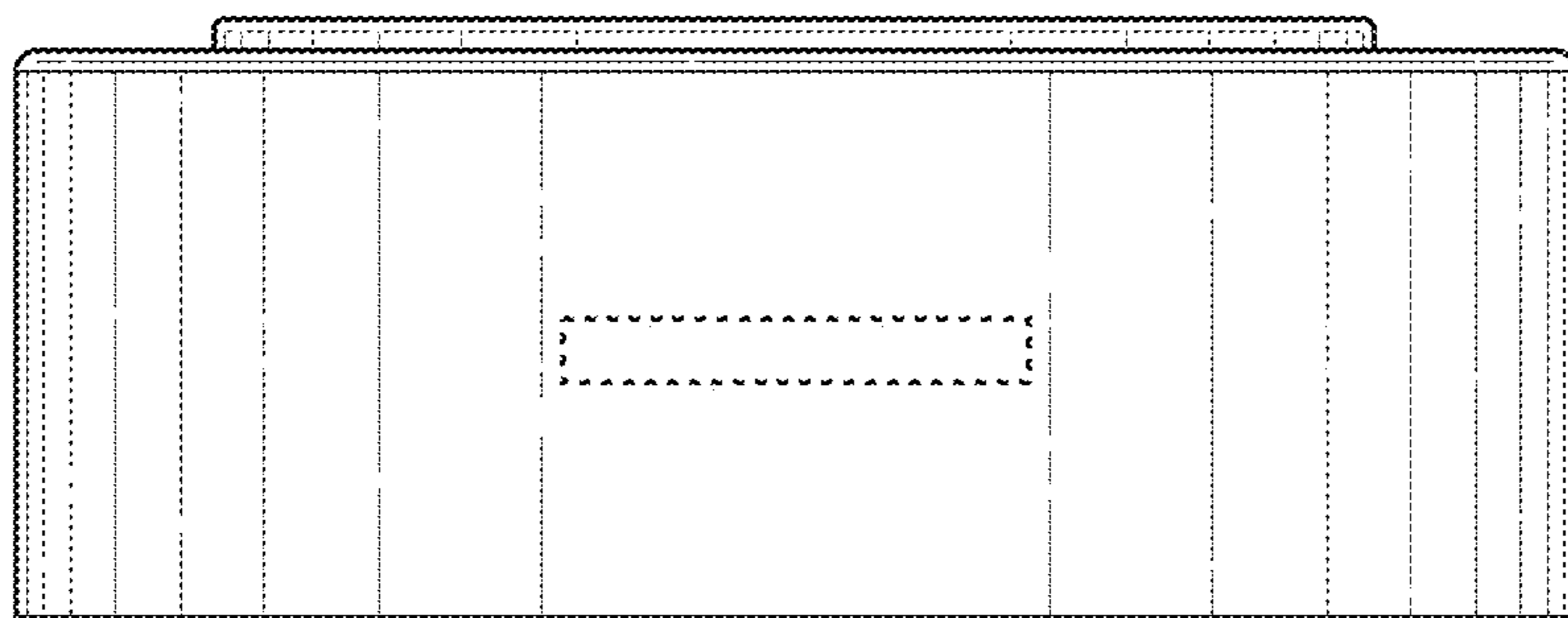


FIG. 6

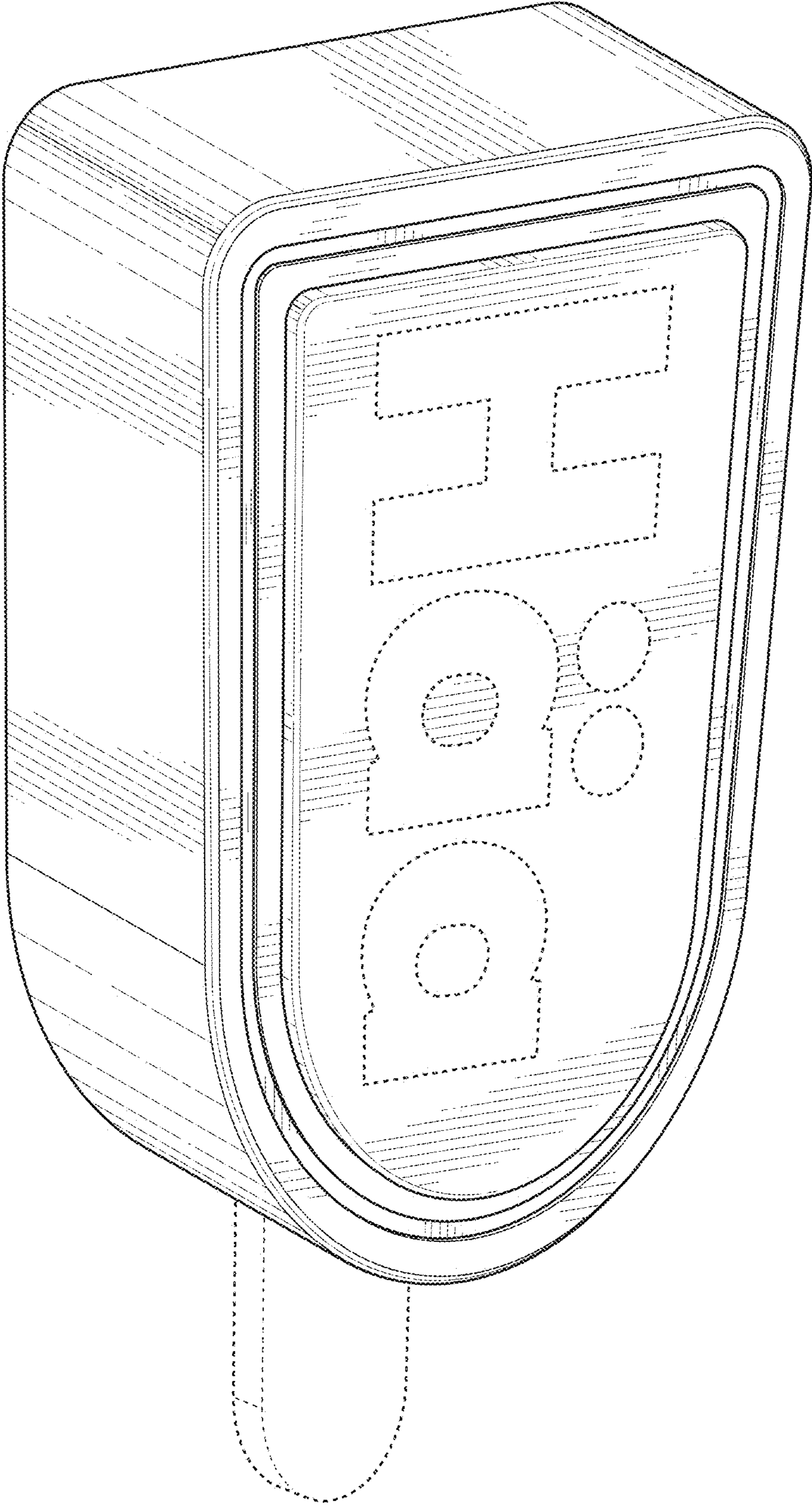


FIG. 7