



US0D1051876S

(12) **United States Design Patent** (10) **Patent No.:** **US D1,051,876 S**  
**Blair** (45) **Date of Patent:** **\*\* Nov. 19, 2024**

(54) **WIRELESS CONTROLLER**  
(71) Applicant: **Sportrax Technology Limited**, London (GB)  
(72) Inventor: **Paul Blair**, London (GB)  
(73) Assignee: **Sportrax Technology Limited**, London (GB)  
(\*\*) Term: **15 Years**

D978,840 S \* 2/2023 Blair ..... D14/218  
2015/0220109 A1\* 8/2015 von Badinski ..... H02S 40/22  
368/10  
2015/0287412 A1\* 10/2015 Tang ..... H04R 1/021  
704/275  
2019/0155385 A1\* 5/2019 Lim ..... G06F 3/033  
2022/0407550 A1\* 12/2022 Grétarsson ..... H04B 1/385

(21) Appl. No.: **29/749,871**  
(22) Filed: **Sep. 9, 2020**  
(51) **LOC (14) Cl.** ..... **14-03**  
(52) **U.S. Cl.**  
USPC ..... **D14/218**  
(58) **Field of Classification Search**  
USPC ..... D14/218, 212, 213; D13/168; D11/26,  
D11/29, 34, 37, 38; D21/333  
CPC ..... G08B 21/02; B08B 25/009; B08B 25/016  
See application file for complete search history.

**FOREIGN PATENT DOCUMENTS**

CN 307119134 \* 2/2022  
KR 300990525.0000 \* 1/2019

**OTHER PUBLICATIONS**

DinoFire Store, "Presentation Clicker USB . . .", available at amazon.com, date first available Oct. 30, 2018, site visited Aug. 24, 2023, available at URL: <https://a.co/d/iwKCtLX> (Year: 2018).\*

(Continued)

*Primary Examiner* — Daniel J Domino  
*Assistant Examiner* — Samina Vieth

(57) **CLAIM**

The ornamental design for a wireless controller, as shown and described.

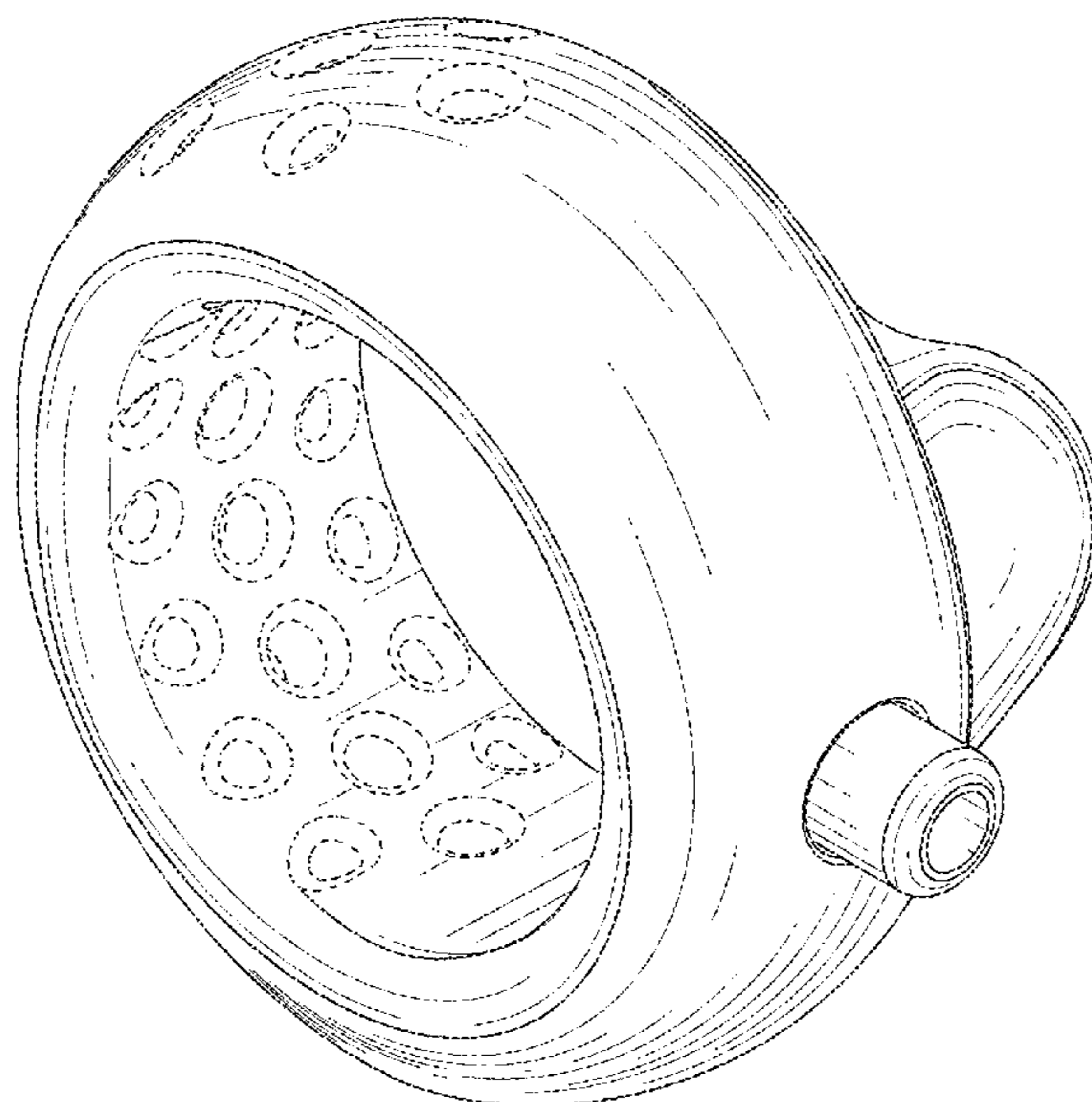
**DESCRIPTION**

FIG. 1 is a front-bottom-right perspective view of a wireless controller showing my new design;  
FIG. 2 is a rear-top-right perspective view thereof;  
FIG. 3 is a front elevational view thereof;  
FIG. 4 is a rear elevational view thereof;  
FIG. 5 is a top plan view thereof;  
FIG. 6 is a bottom view thereof; and,  
FIG. 7 is a right-side elevational view thereof, the left-side elevational view being a mirror image thereof.  
The broken lines showing portions of the wireless controller form no part of the claimed design.

**1 Claim, 7 Drawing Sheets**

(56) **References Cited**  
U.S. PATENT DOCUMENTS

D536,665 S \* 2/2007 Solland ..... D14/216  
D547,304 S \* 7/2007 Francz ..... D14/218  
D550,214 S \* 9/2007 Francz ..... D14/218  
D567,227 S \* 4/2008 Hada ..... D14/218  
D589,462 S \* 3/2009 Tupinier ..... D13/168  
D600,094 S \* 9/2009 Hwang ..... D8/312  
D654,921 S \* 2/2012 Malsan ..... D14/447  
D769,227 S \* 10/2016 Kass ..... D14/218  
D827,614 S \* 9/2018 Kass ..... D14/218  
D856,289 S \* 8/2019 Bould ..... D14/218  
D868,008 S \* 11/2019 Tang ..... D13/162  
D873,800 S \* 1/2020 Channey ..... D14/218  
D903,667 S \* 12/2020 Wei ..... D21/333  
D924,085 S \* 7/2021 Lum ..... D10/106.6  
D945,418 S \* 3/2022 Wei ..... D21/333



(56)

**References Cited**

OTHER PUBLICATIONS

Julian Horsey, "ArcX fitness smart ring", available at geeky-gadgets.com, date published Jun. 8, 2021, site visited Aug. 24, 2023, available at URL: <https://www.geeky-gadgets.com/arcx-fitness-smart-ring-08-06-2021/> (Year: 2021).\*

Michael Sawh, "Best Smart Rings 2023 . . . ", available at wareable.com, date published Aug. 14, 2023, site visited Aug. 24, 2023, available at URL: <https://www.wareable.com/fashion/best-smart-rings-1340> (Year: 2023).\*

\* cited by examiner

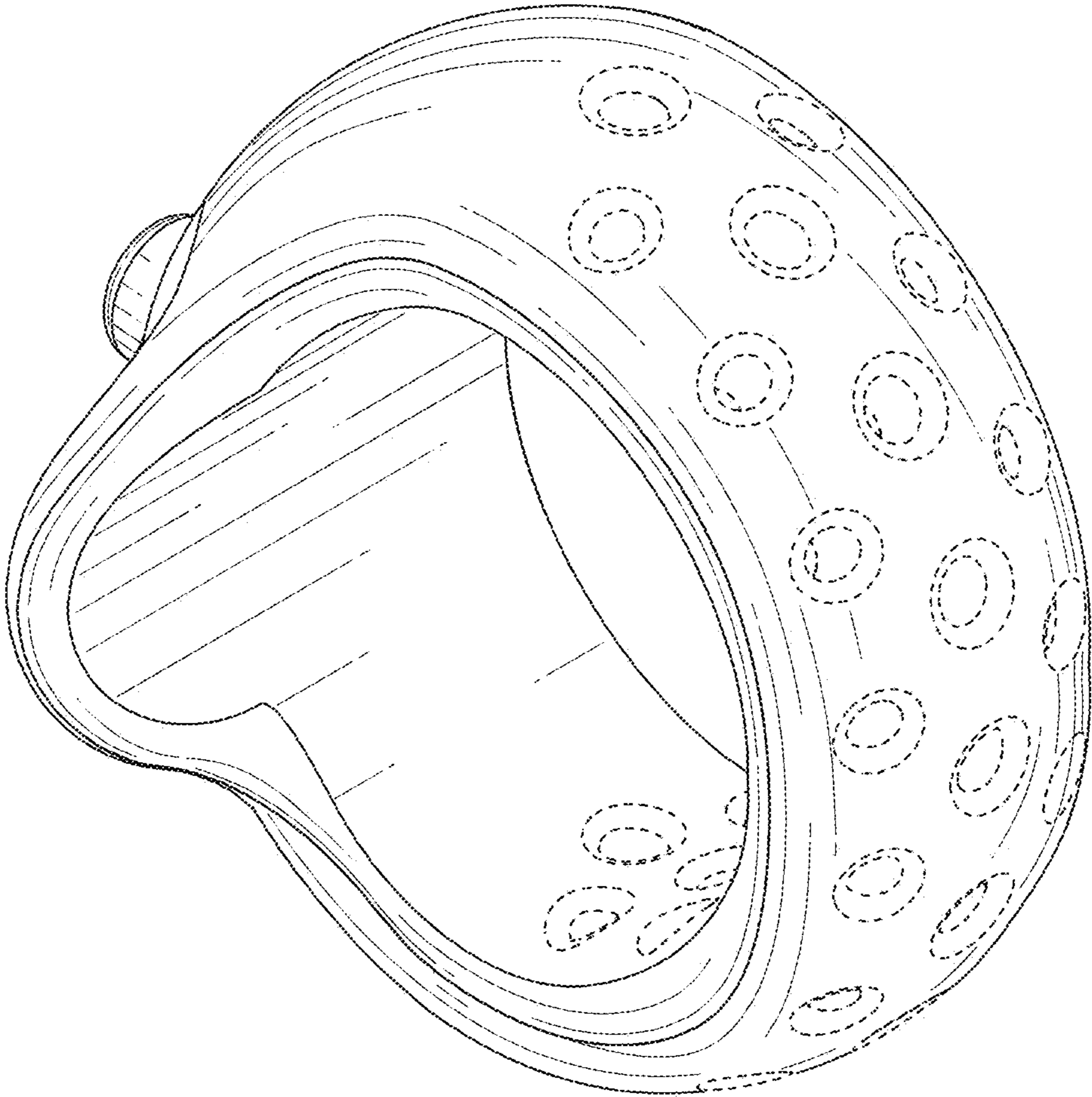


FIG. 1

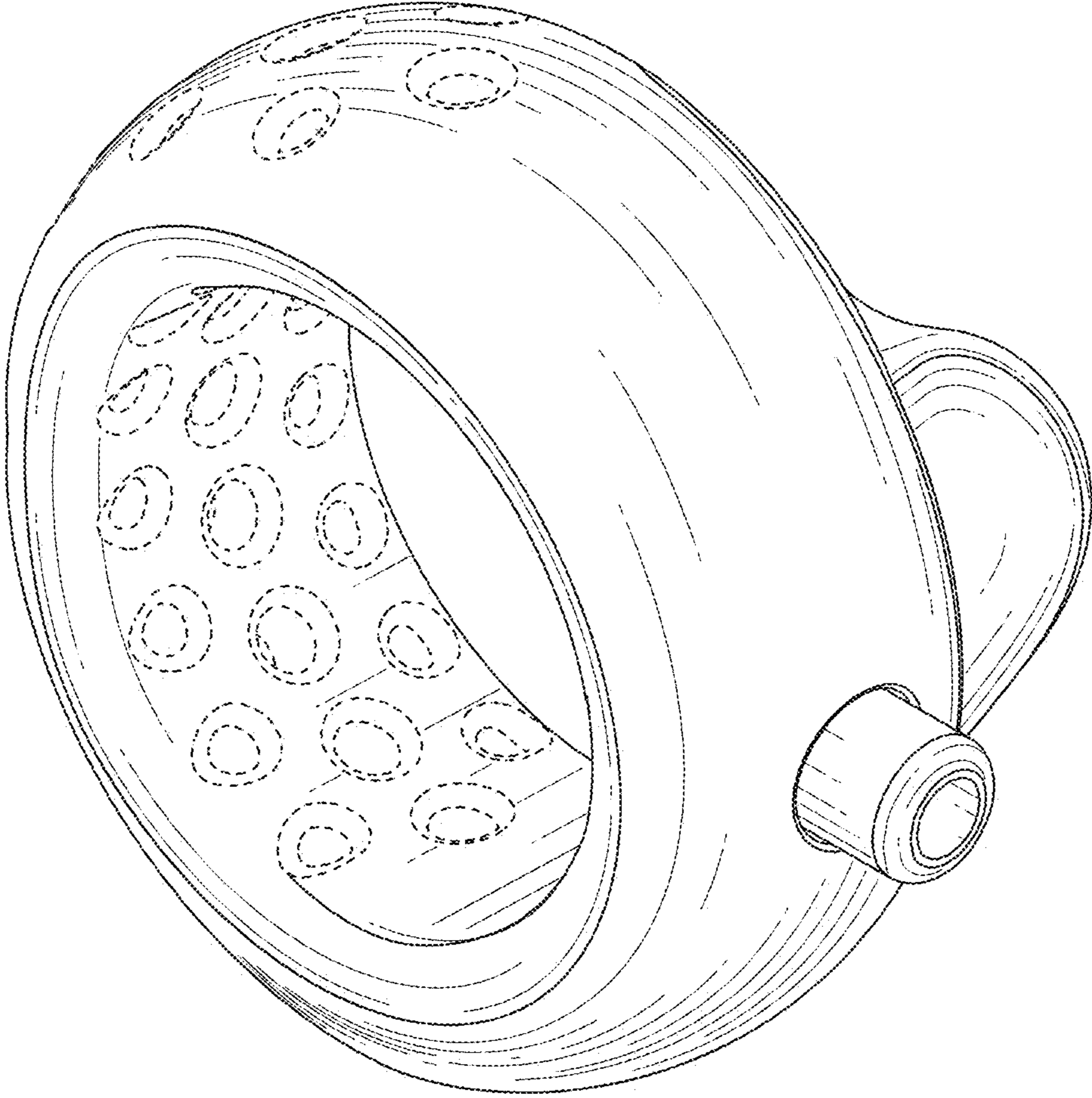


FIG. 2

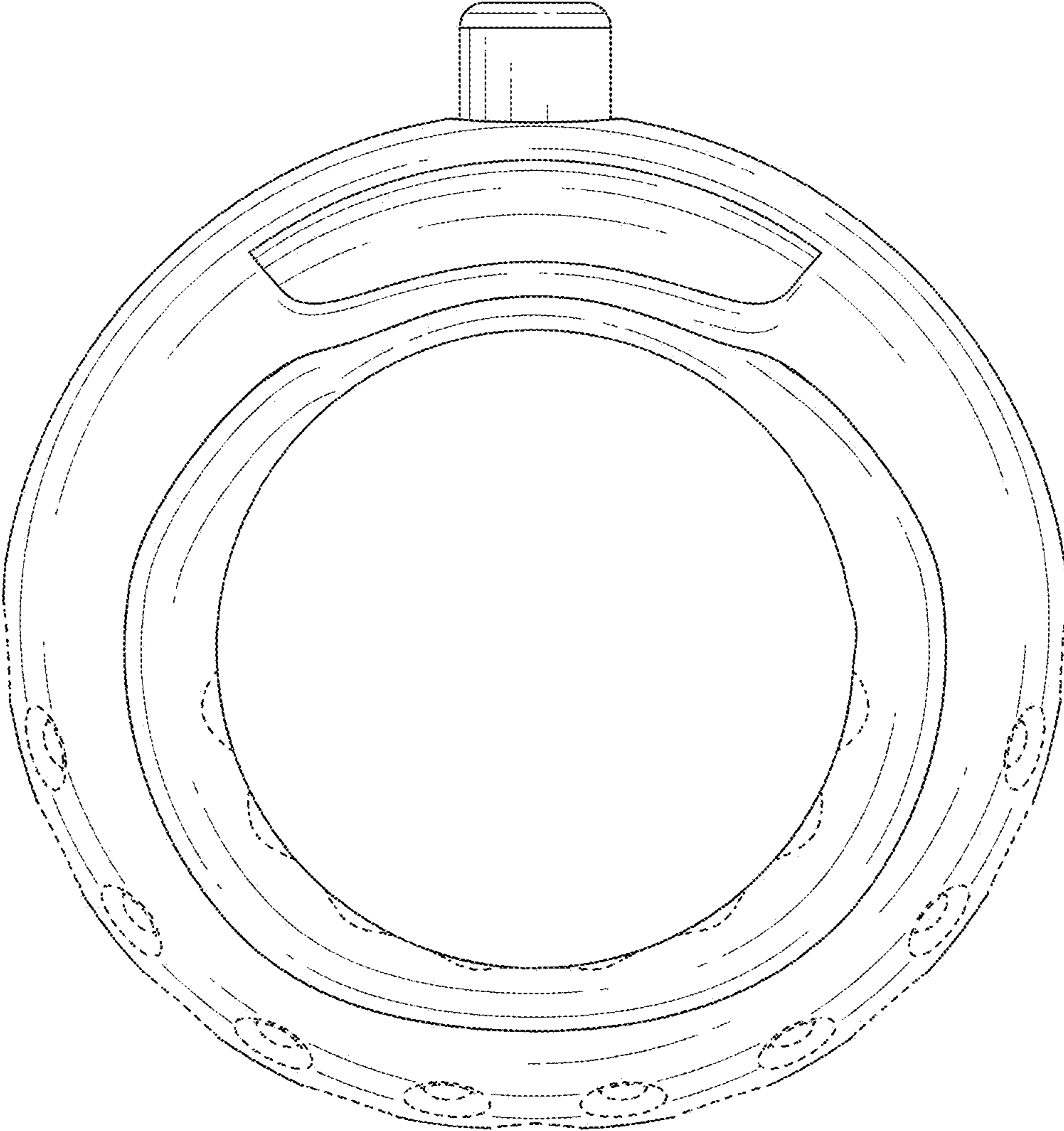


FIG. 3

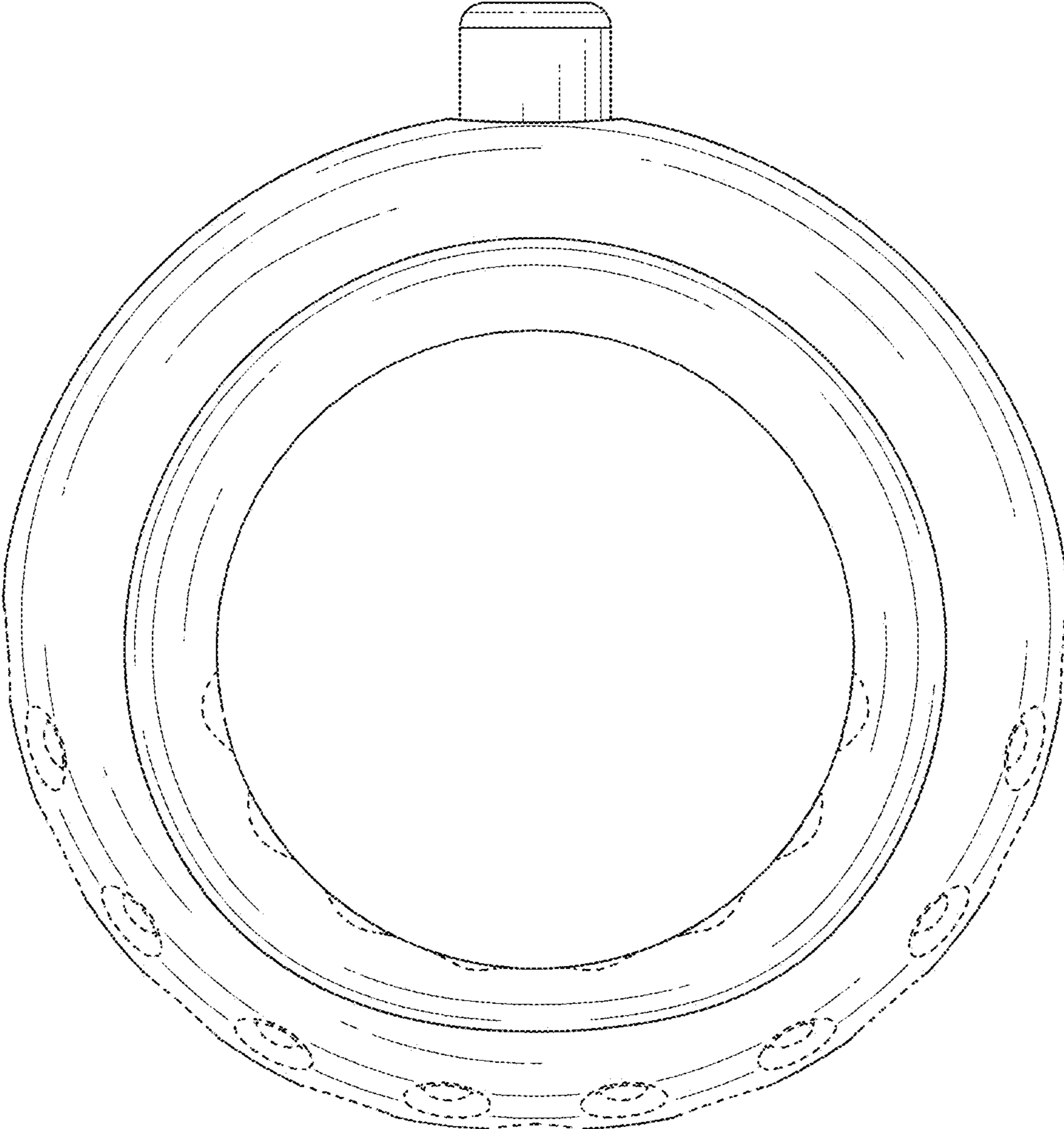


FIG. 4

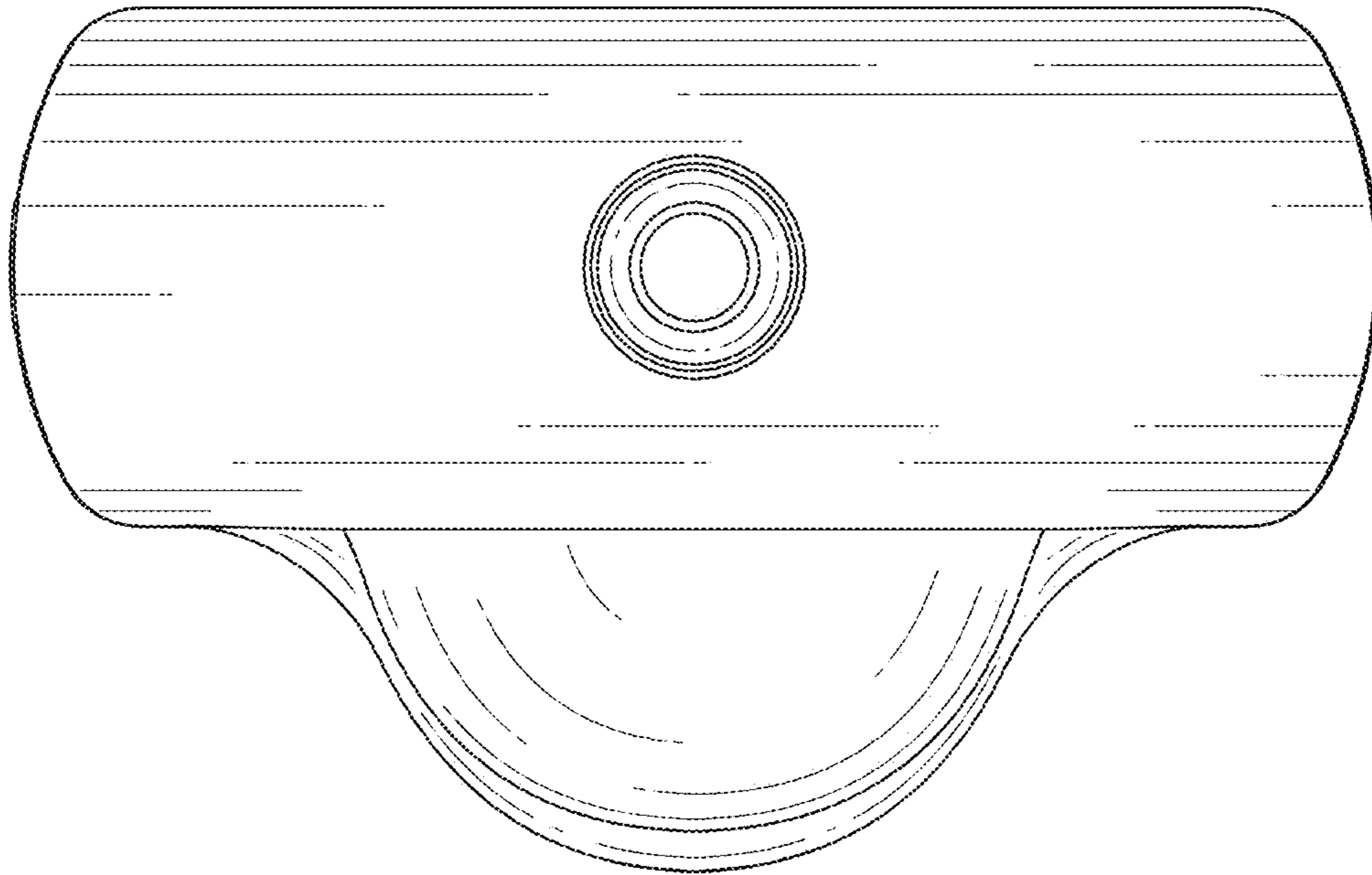


FIG. 5

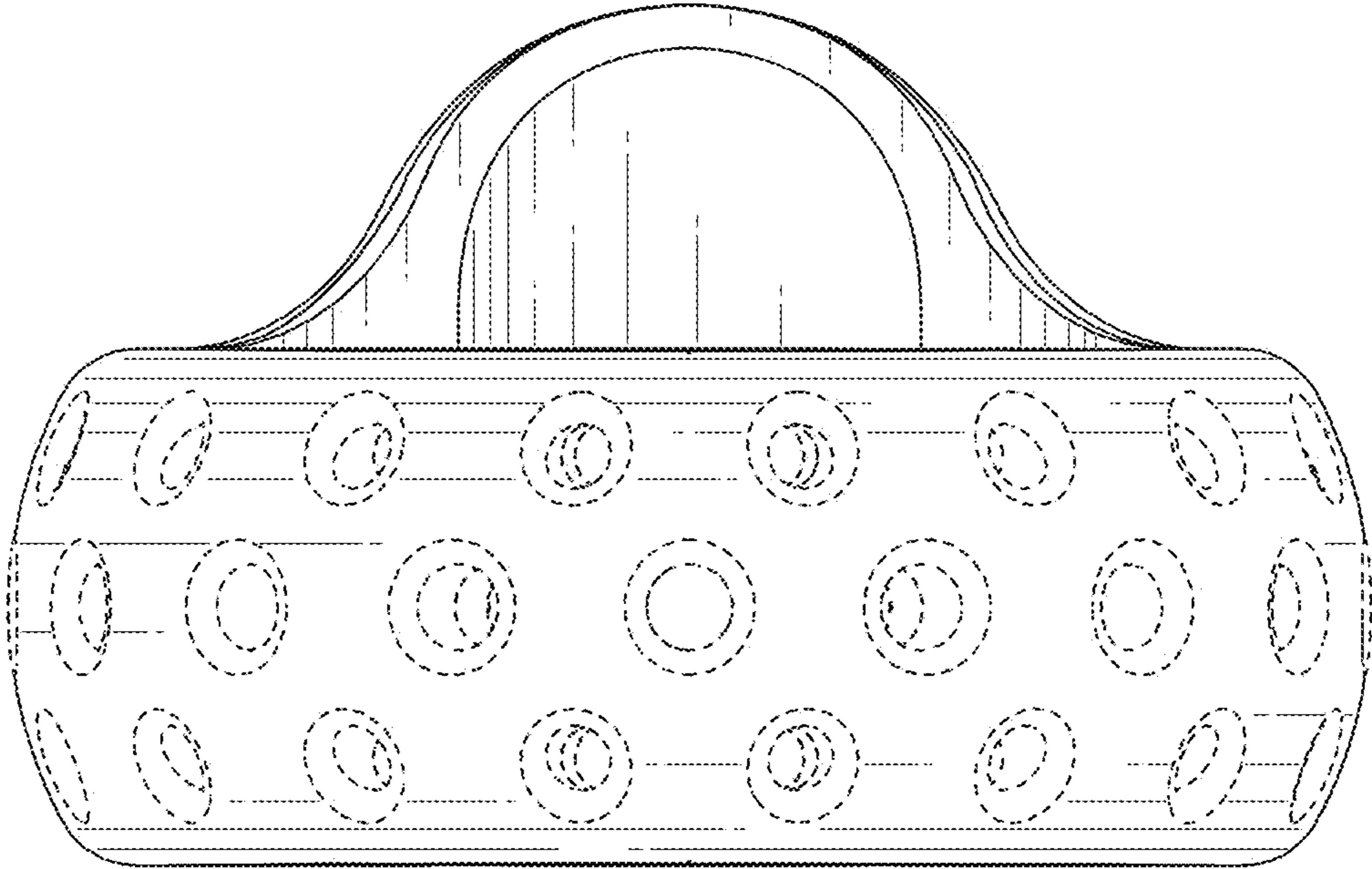


FIG. 6



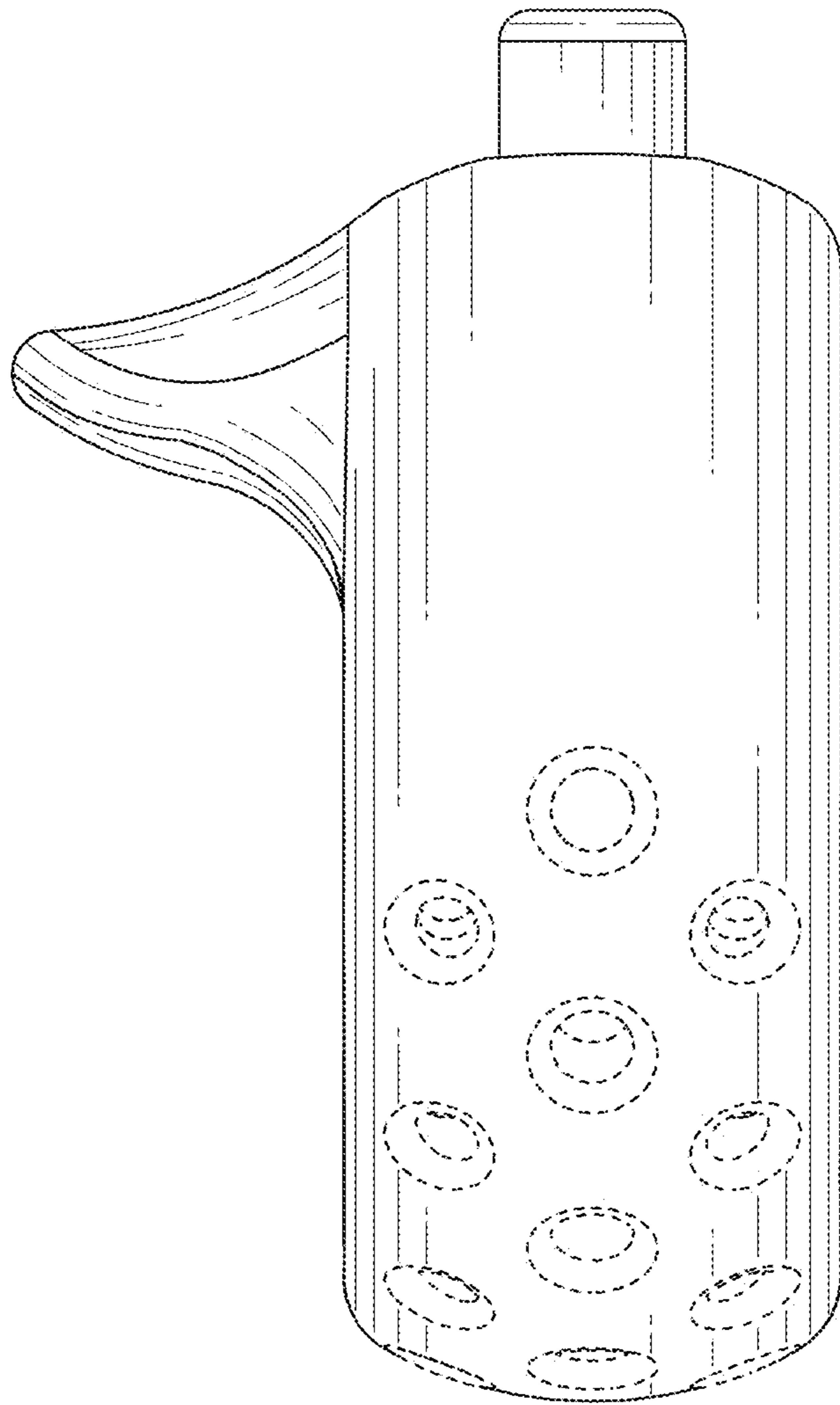


FIG. 7