



US0D1050990S

(12) **United States Design Patent** (10) **Patent No.:** **US D1,050,990 S**  
**Heilaneh et al.** (45) **Date of Patent:** **\*\* Nov. 12, 2024**

(54) **VEHICLE FENDER**

(71) Applicant: **PACCAR Inc**, Bellevue, WA (US)  
(72) Inventors: **Louis Daniel Heilaneh**, Denton, TX (US); **Troy R. McCuller**, Argyle, TX (US)  
(73) Assignee: **PACCAR Inc**, Bellevue, WA (US)

(\*\*) Term: **15 Years**

(21) Appl. No.: **29/875,158**

(22) Filed: **Apr. 28, 2023**

(51) **LOC (14) Cl.** ..... **12-16**

(52) **U.S. Cl.**  
USPC ..... **D12/184**

(58) **Field of Classification Search**  
USPC .... D12/86, 90–93, 163, 164, 166, 167, 169, D12/171, 181–184, 190–191, 196, 216, D12/400; D3/318  
CPC .. B60R 19/02–04; B62D 25/00; B62D 25/02; B62D 25/08; B62D 25/12; B62D 24/02; B62D 35/00; B62D 35/007; B62D 37/02; B62D 33/023; B62D 33/03; B62D 33/037; B60J 5/10; B60J 5/101–103; B60J 5/107

See application file for complete search history.

(56) **References Cited**

**U.S. PATENT DOCUMENTS**

D545,255 S \* 6/2007 Angelo ..... D12/184  
D593,467 S \* 6/2009 Golden ..... D12/184  
(Continued)

**FOREIGN PATENT DOCUMENTS**

CA 205152 \* 2/2024  
CN 303106946 \* 2/2015  
CN 307768610 \* 1/2023

**OTHER PUBLICATIONS**

Fender Skirt / Extender—Peterbilt 379, 378, 357—Right (Passenger Side), available in Amazon.com, date first available Jun. 3, 2019 [online], [site visited May 21, 2024], Available from the internet URL: <https://www.amazon.com/TS-Truck-Parts-Fender-Extender/dp/B07SJVJYD9>.\*

(Continued)

*Primary Examiner* — Darlington Ly  
*Assistant Examiner* — D. Ryan Tisdale  
(74) *Attorney, Agent, or Firm* — Seed IP Law Group LLP


(57) **CLAIM**

The ornamental design for a vehicle fender as shown and described.

**DESCRIPTION**

FIG. 1 is a top, left, front perspective view, showing the first embodiment of a vehicle fender showing my new design; FIG. 2 is a front elevational view thereof; FIG. 3 is a rear elevational view thereof; FIG. 4 is a left side elevational view thereof; FIG. 5 is a right side elevational view thereof; FIG. 6 is a top plan view thereof; and FIG. 7 is a bottom plan view thereof. FIG. 8 is a top, left, front perspective view, showing the second embodiment of a vehicle fender which is the mirror image of the Fender Support of FIGS. 1-7; FIG. 9 is a front elevational view thereof; FIG. 10 is a rear elevational view thereof; FIG. 11 is a left side elevational view thereof; FIG. 12 is a right side elevational view thereof; FIG. 13 is a top plan view thereof; and, FIG. 14 is a bottom plan view thereof. Stippling in the drawings represents the three-dimensional contours of the design, and is not intended to indicate surface decoration. The broken lines shown in the drawings depict portions of the vehicle fender that form no part of the claimed design.

**1 Claim, 12 Drawing Sheets**



(56)

References Cited

U.S. PATENT DOCUMENTS

D614,102 S	4/2010	Raghavendran et al.	
D697,846 S *	1/2014	Conway .....	D12/184
D744,385 S *	12/2015	Harriton .....	D12/169
D813,752 S *	3/2018	Yates .....	D12/169
D833,342 S *	11/2018	Anderson .....	D12/169
D833,927 S *	11/2018	Anderson .....	D12/169
D853,293 S *	7/2019	Héroux .....	D12/196
D970,408 S *	11/2022	Polzin .....	D12/196
D993,852 S *	8/2023	Trepanier .....	D12/183
2016/0152287 A1 *	6/2016	Fuchs .....	B62D 35/008 296/180.1
2018/0126435 A1 *	5/2018	Egawa .....	B23P 15/00

OTHER PUBLICATIONS


BestFit Freightliner Fender Extension For Century & Columbia Passenger Side, available in Amazon.com, date first available Oct. 7, 2021 [online], [site visited May 21, 2024], Available from the internet URL: [https://www.amazon.com/BestFit-Freightliner-Extension-Columbia-Passenger/dp/B09HZG2KL2/ref=sr\\_1\\_39?crid=3138Z5IEX](https://www.amazon.com/BestFit-Freightliner-Extension-Columbia-Passenger/dp/B09HZG2KL2/ref=sr_1_39?crid=3138Z5IEX).\*

Peterbilt 379 Rear Lower Skirt (Right—Passenger), available in Amazon.com, date first available Feb. 7, 2020 [online], [site visited May 21, 2024], Available from the internet URL: <https://www.amazon.com/Peterbilt-Rear-Lower-Skirt-Right/dp/B084KVVRKQ?th=1>.\*


“T800,” Kenworth Truck Company, 2002, 32-page brochure.  
 “T800,” Kenworth Truck Company, 2003, 32-page brochure.  
 “T800,” Kenworth Truck Company, 2005, 28-page brochure.  
 “T800,” Kenworth Truck Company, 2009, 28-page brochure.  
 “T800B,” Kenworth Truck Company, 1993, 8-page brochure.  
 “The Working Class,” Peterbilt Motors Company, Sep. 1976, 6-page brochure.  
 “The World’s Best,” Kenworth Truck Company, 1992, 12-page brochure.  
 “W900,” Kenworth Truck Company, 1996, 7-page brochure.  
 “W900,” Kenworth Truck Company, 2002, 32-page brochure.  
 “W900,” Kenworth Truck Company, 2005, 28-page brochure.  
 “W900,” Kenworth Truck Company, 2009, 28-page brochure.  
 “W900L AeroCab,” Kenworth Truck Company, 1994, 2-page brochure.  
 “AeroCab,” Kenworth Truck Company, 1993, 6-page brochure.  
 “C500B,” Kenworth Truck Company, as early as 1990, 4-page brochure.  
 “Medium Duty,” Peterbilt Motors Company, Sep. 2000, 12-page brochure.  
 “Peterbilt Truck Models,” Peterbilt Motors Company, Mar. 2005, 24-page brochure.  
 “Class Pays,” Peterbilt Motors Company, Nov. 1998, 10-page brochure.  
 “New Model 579,” Peterbilt Motors Company, 2021, 15-page brochure.  
 “T680 Next Gen,” Kenworth Truck Company, 2021, 2-page brochure.  
 “Construction Trucks,” Peterbilt Motors Company, Nov. 2003, 16-page brochure.

“Kenworth Truck Models,” Kenworth Truck Company, 2010, 16-page brochure.  
 “Model 330,” Peterbilt Motors Company, Oct. 1997, 3-page brochure.  
 “Model 379,” Peterbilt Motors Company, Apr. 2005, 2-page brochure.  
 “Model 379,” Peterbilt Motors Company, Mar. 1996, 5-page brochure.  
 “Rest with Class,” Peterbilt Motors Company, Apr. 1978, 4-page brochure.  
 “T170 Class 5,” Kenworth Truck Company, 2008, 4-page brochure.  
 “T270 Class 6 and T370 Class 7,” Kenworth Truck Company, 2008, 6-page brochure.  
 “T270 Class 6 and T370 Class 7,” Kenworth Truck Company, 2009, 6-page brochure.  
 “T270 Class 6 and T370 Class 7 Hybrid,” Kenworth Truck Company, 2009, 6-page brochure.  
 “T680,” Kenworth Truck Company, 2013, 34-page brochure.  
 “T680,” Kenworth Truck Company, 2016, 34-page brochure.  
 “T880,” Kenworth Truck Company, 2017, 32-page brochure.  
 “Model 579,” Peterbilt Motors Company, Oct. 2013, 13-page brochure.  
 “Medium Duty,” Peterbilt Motors Company, 2013, 9-page brochure.  
 “On-Highway,” Peterbilt Motors Company, 2013, 13-page brochure.  
 “Vocational,” Peterbilt Motors Company, 2013, 11-page brochure.  
 “T440,” Kenworth Truck Company, 2010, 6-page brochure.  
 “T470,” Kenworth Truck Company, 2010, 6-page brochure.  
 “T470H,” Kenworth Truck Company, 2009, 2-page brochure.  
 “Model 220,” Peterbilt Motors Company, 2019, 2-page brochure.  
 “220EV,” Peterbilt Motors Company, 2020, 5-page brochure.  
 “Model 337,” Peterbilt Motors Company, 2020, 2-page brochure.  
 “Model 389,” Peterbilt Motors Company, 2019, 2-page brochure.  
 “Model 348,” Peterbilt Motors Company, 2019, 2-page brochure.  
 “Model 520,” Peterbilt Motors Company, 2019, 2-page brochure.  
 “Model 567,” Peterbilt Motors Company, 2020, 16-page brochure.  
 “567 Heritage,” Peterbilt Motors Company, 2017, 2-page brochure.  
 “Model 579,” Peterbilt Motors Company, 2019, 28-page brochure.  
 “C500,” Kenworth Truck Company, 2012, 2-page brochure.  
 “T680,” Kenworth Truck Company, 2019, 40-page brochure.  
 “T800,” Kenworth Truck Company, 2012, 28-page brochure.  
 “T440/T470,” Kenworth Truck Company, 2015, 8-page brochure.  
 “K270E/K370E,” Kenworth Truck Company, 2020, 4-page brochure.  
 “T270/T370,” Kenworth Truck Company, 2019, 16-page brochure.  
 “K270/K370,” Kenworth Truck Company, 2014, 12-page brochure.  
 “W990,” Kenworth Truck Company, 2018, 32-page brochure.  
 “T880,” Kenworth Truck Company, 2019, 36-page brochure.  
 “Model 367,” Peterbilt Motors Company, <https://www.peterbilt.com/trucks/vocational/model-367>, retrieved Nov. 20, 2020, 12 pages.  
 “Model 365,” Peterbilt Motors Company, <https://www.peterbilt.com/trucks/vocational/model-365>, retrieved Nov. 20, 2020, 11 pages.  
 “Model 325,” Peterbilt Motors Company, <https://www.peterbilt.com/trucks/medium-duty/model-325>, retrieved Nov. 20, 2020, 12 pages.  
 “The World’s Best Work Trucks, T480, T380, T280, T180” Kenworth Truck Co., 2024, 24-page brochure.  
 “Model 536,” Peterbilt Motors Company, Feb. 2022, 2-page brochure.

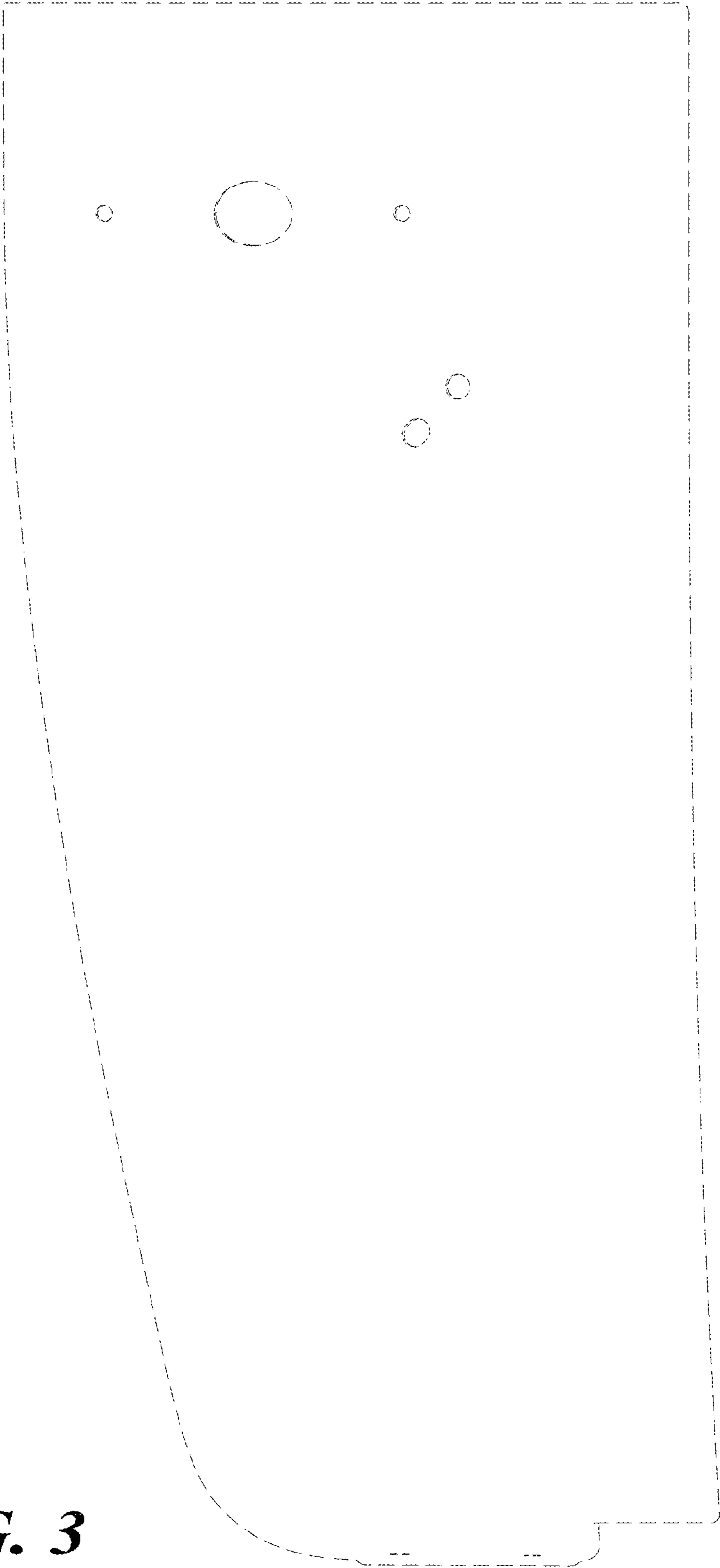
\* cited by examiner




**FIG. 1**




**FIG. 2**



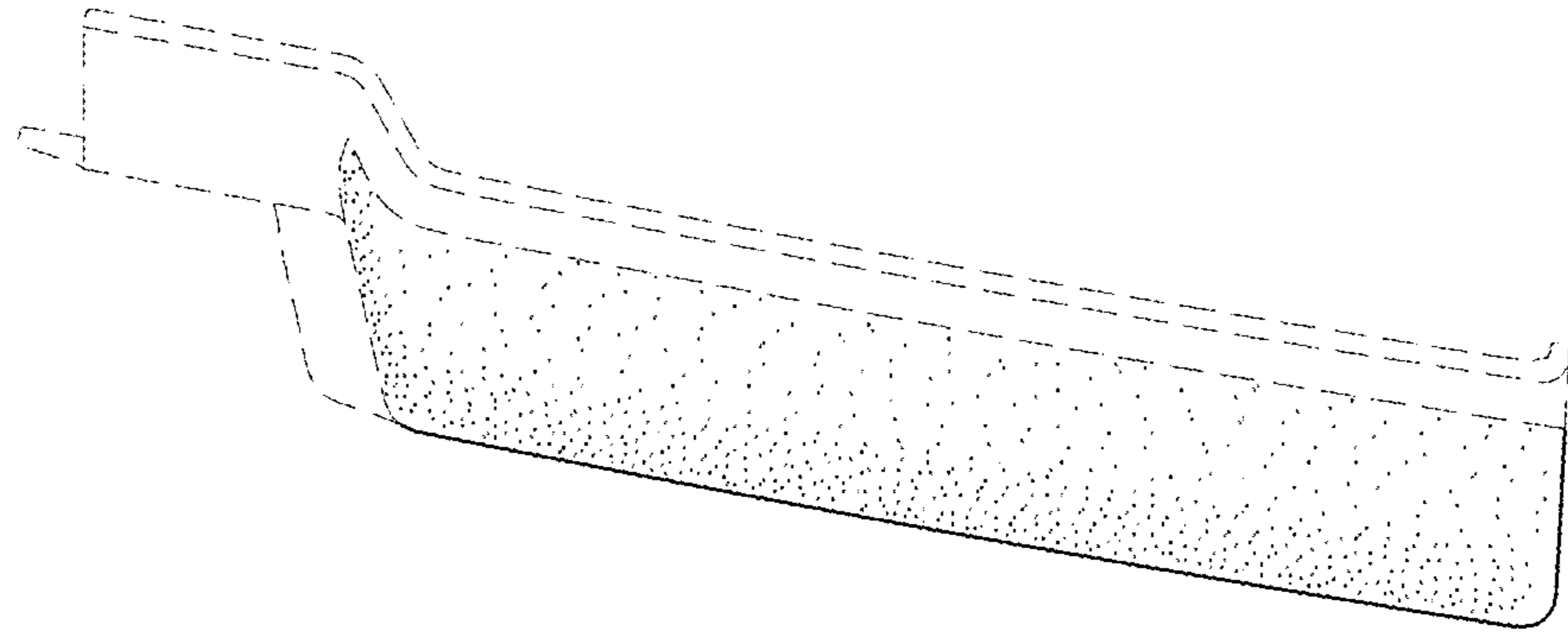
***FIG. 3***



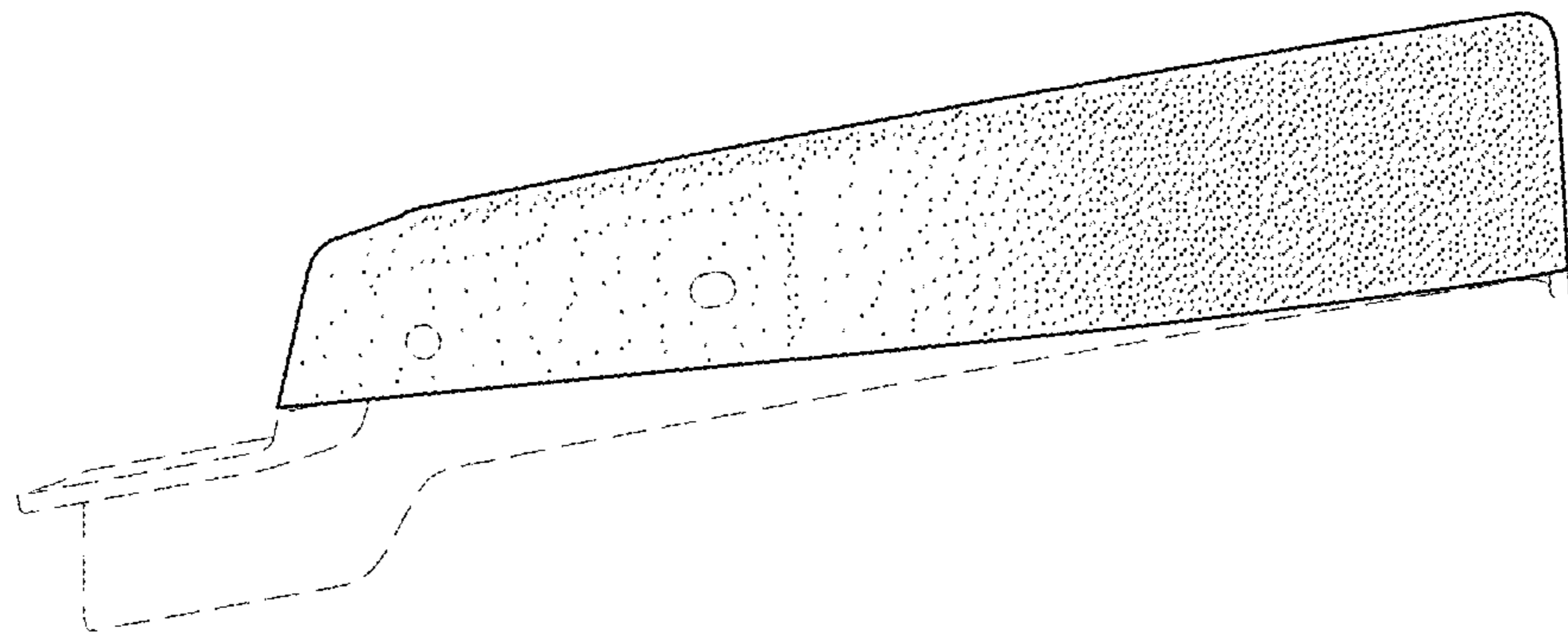
**FIG. 4**



***FIG. 5***

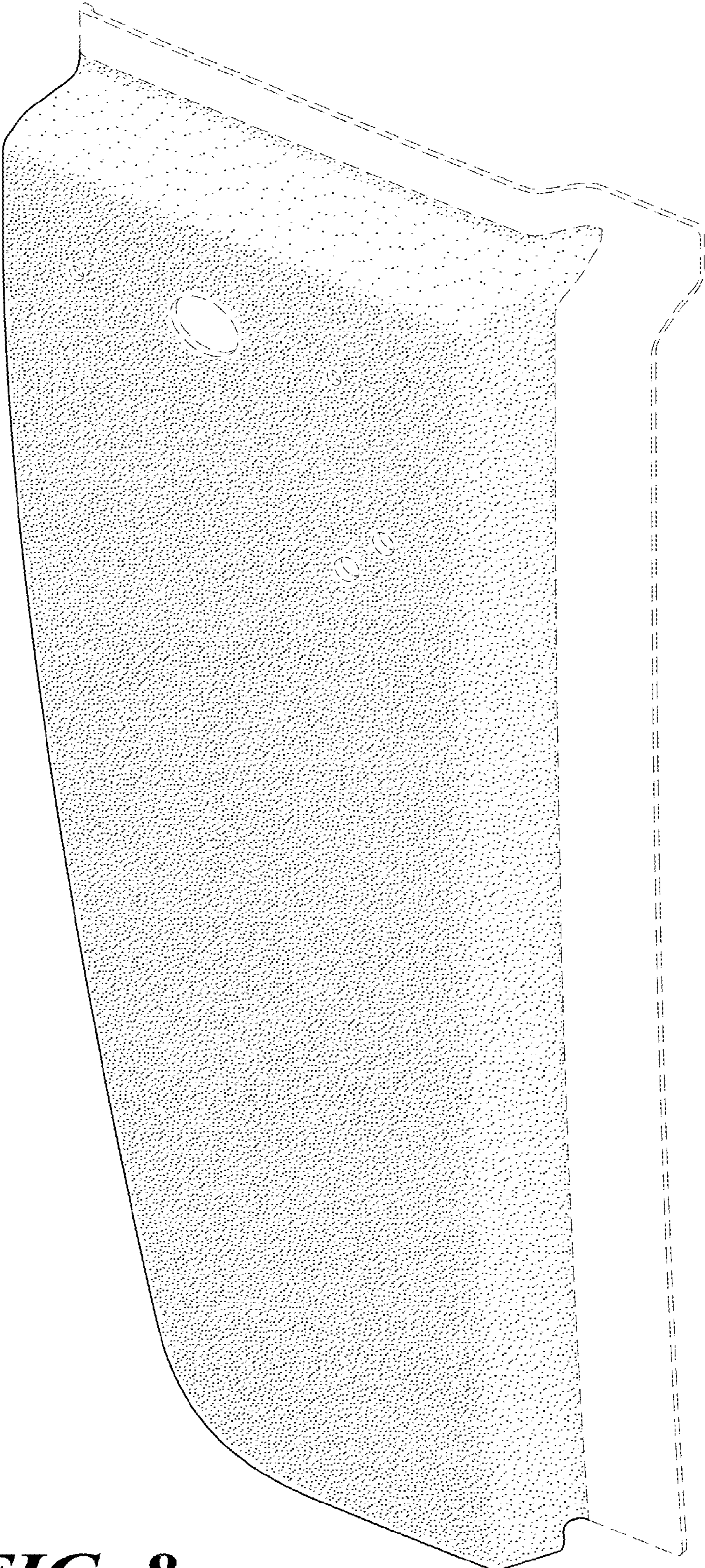


**FIG. 6**




**FIG. 7**







**FIG. 8**



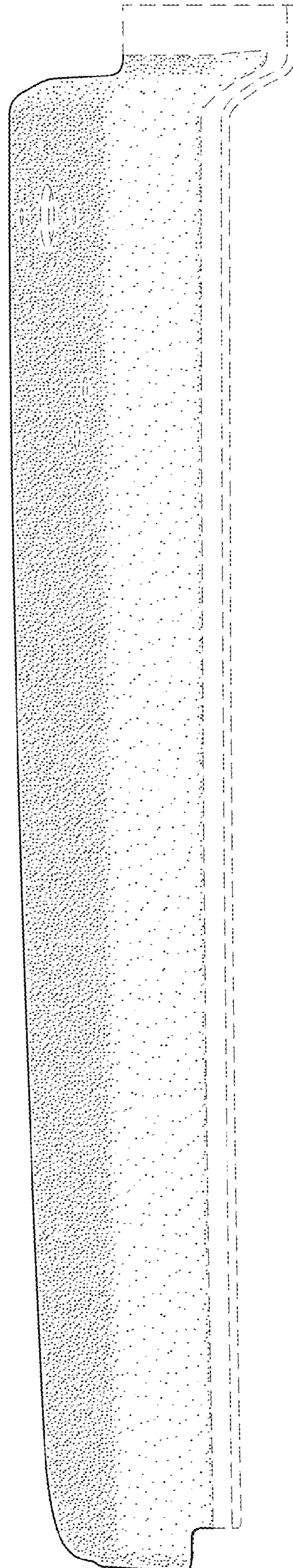
***FIG. 9***



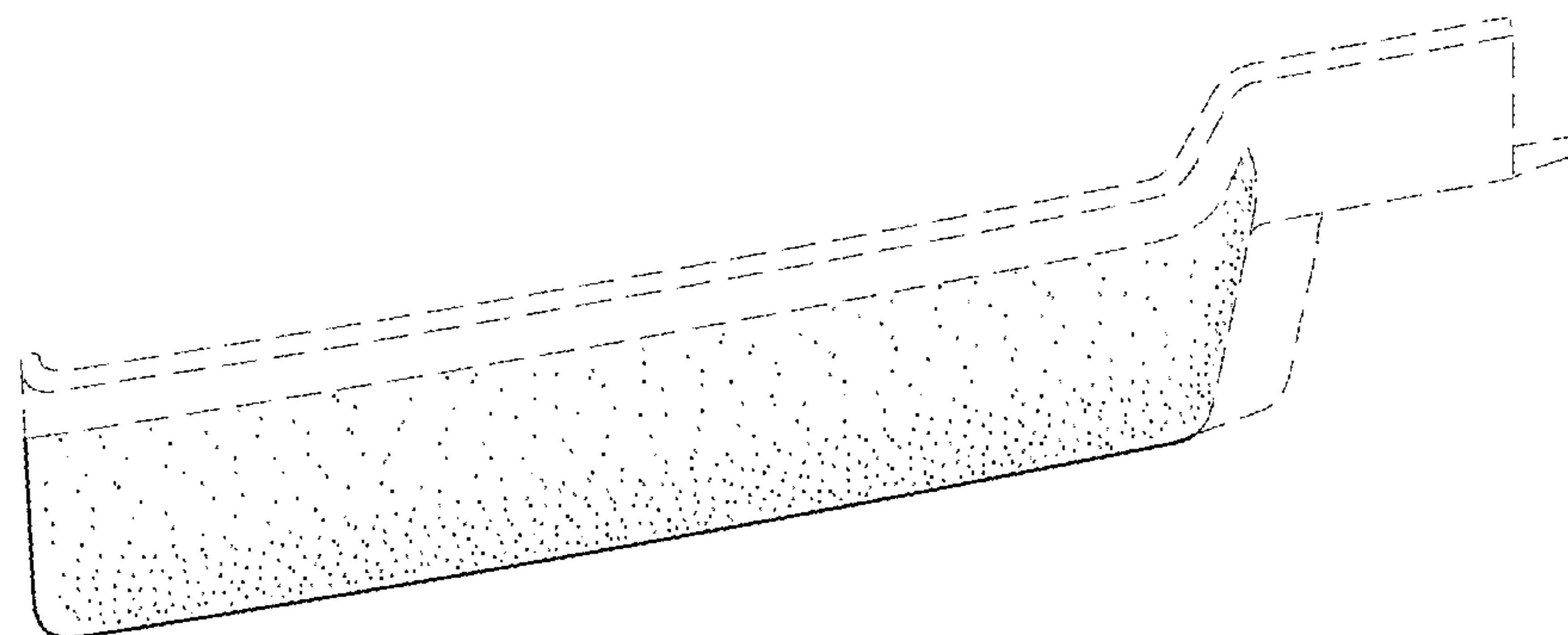
**FIG. 10**



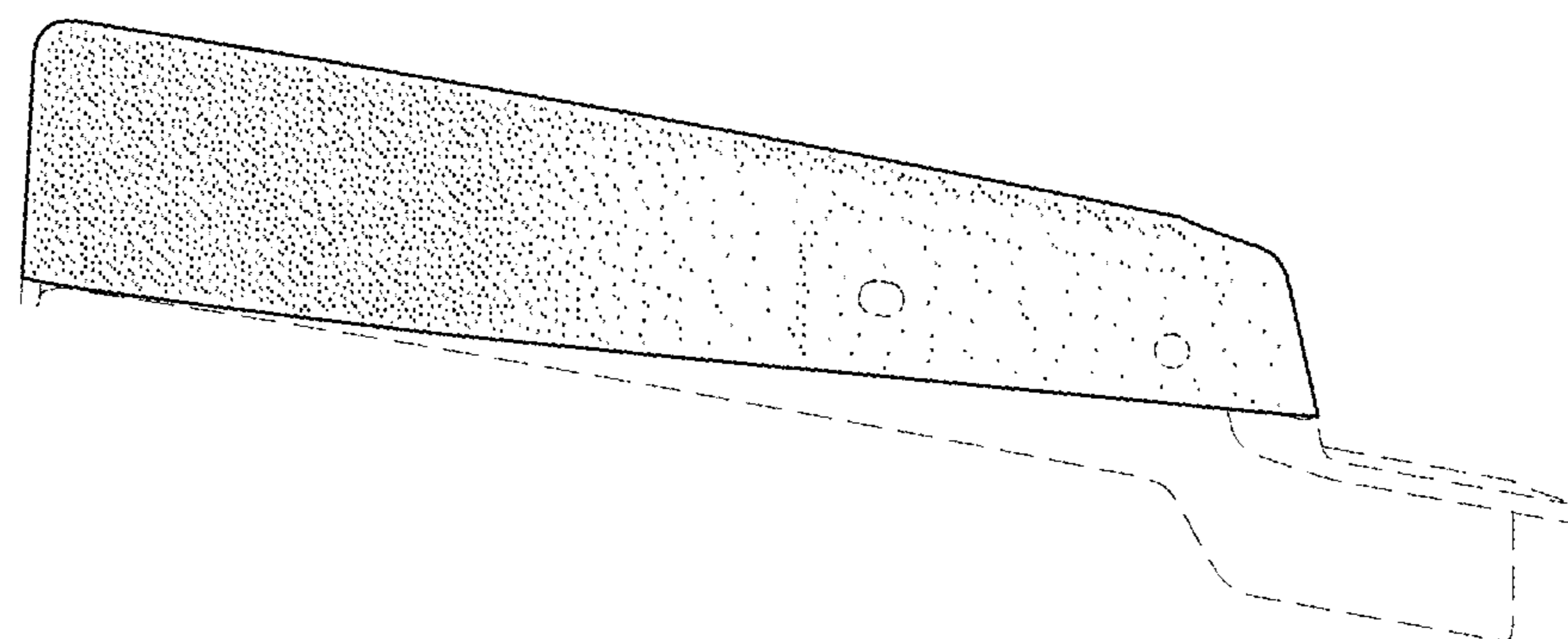
***FIG. 11***



***FIG. 12***



***FIG. 13***



***FIG. 14***