



US0D1050452S

(12) **United States Design Patent** (10) **Patent No.:** **US D1,050,452 S**
Chiang (45) **Date of Patent:** **** Nov. 5, 2024**

(54) **LIMB PROTECTOR**
(71) Applicants: **LA POINTIQUE INT'L Ltd.**, Seattle, WA (US); **Plus Meditech Co., Ltd.**, Tainan (TW)
(72) Inventor: **Yueh-Hua Chiang**, Taipei (TW)
(73) Assignees: **La Pointique Int'l Ltd.**, Seattle, WA (US); **Plus Meditech Co., Ltd.**, Tainan (TW)

D800,323 S * 10/2017 Cox D24/190
D800,324 S * 10/2017 Cox D24/190
D802,893 S * 11/2017 Matfus D2/980
D850,633 S * 6/2019 Chiang D24/190
D885,588 S * 5/2020 Cox D24/190
D895,815 S * 9/2020 Unnava D24/190

(Continued)

FOREIGN PATENT DOCUMENTS

GB 6309830 * 9/2023
KR 301007806.0000 * 5/2019

OTHER PUBLICATIONS

Dominate Knee Wrap, retrieved from lp-support.com, posting date unavailable, online, retrieved Mar. 5, 2024, URL: <https://www.lp-support.com/en/productitem/detail/G-B75XT> (Year: 2024).*

(Continued)

Primary Examiner — Jennifer L Rempfer
Assistant Examiner — Michelle Marquart Christeon
(74) *Attorney, Agent, or Firm* — Burriss Law, PLLC

(**) Term: **15 Years**
(21) Appl. No.: **29/784,776**
(22) Filed: **May 21, 2021**
(30) **Foreign Application Priority Data**
Nov. 24, 2020 (TW) 109306562
(51) **LOC (14) Cl.** **24-02**
(52) **U.S. Cl.**
USPC **D24/190**
(58) **Field of Classification Search**
USPC D24/188-192; D29/120.1, 121.1, 121.2;
D2/970, 980, 984-986, 989, 993, 994,
D2/624, 700-711, 840-854, 793-795,
D2/908, 951; D5/61, 62, 63, 30;
D20/22; D11/61, 116, 232, 46; D19/40;
D8/305
CPC A61F 5/00; A61F 5/01; A61F 5/058; A61F
13/066; A61F 5/0127; A61F 5/0111;
A61F 13/085; A43B 7/20; A43B 5/00
See application file for complete search history.

(57) **CLAIM**

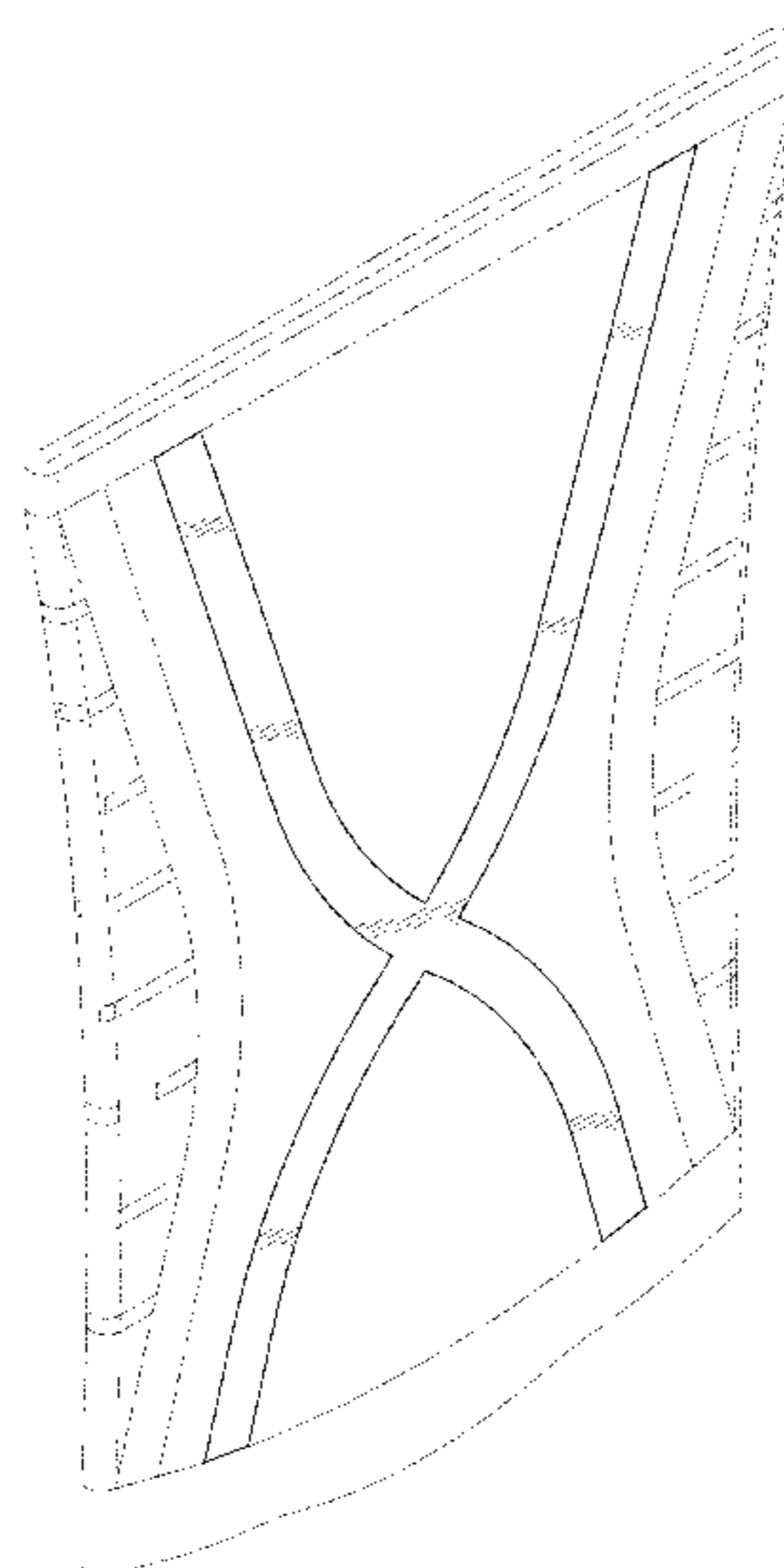
The ornamental design for a limb protector as shown and described.

DESCRIPTION

FIG. 1 is a perspective view of a limb protector showing my new design;
FIG. 2 is a front elevational view thereof;
FIG. 3 is a rear elevational view thereof;
FIG. 4 is a left side elevational view thereof;
FIG. 5 is a right side elevational view thereof;
FIG. 6 is a top plan view thereof; and,
FIG. 7 is a bottom plan view thereof.
The dashed broken lines depict portions of the limb protector in which the design is embodied that form no part of the claimed design.

1 Claim, 5 Drawing Sheets

(56) **References Cited**
U.S. PATENT DOCUMENTS
D52,924 S * 1/1919 Sharer D11/61
D106,866 S * 11/1937 Federico D11/46
D312,761 S * 12/1990 Tremonti D8/305
D785,804 S * 5/2017 Matfus D24/190



(56)

References Cited

U.S. PATENT DOCUMENTS

D904,728 S * 12/2020 Gillespie D2/706
D929,255 S * 8/2021 Choi D11/232
D1,010,834 S * 1/2024 Unnava D24/190

OTHER PUBLICATIONS

Stencil Letters X Design, retrieved from stencilletters.org, posting date May 18, 2020, online, retrieved Mar. 19, 2024, URL: <https://stencilletters.org/stencil-letters-to-print/1930-art-style-letter-stencils.html> (Year: 2020).*

* cited by examiner

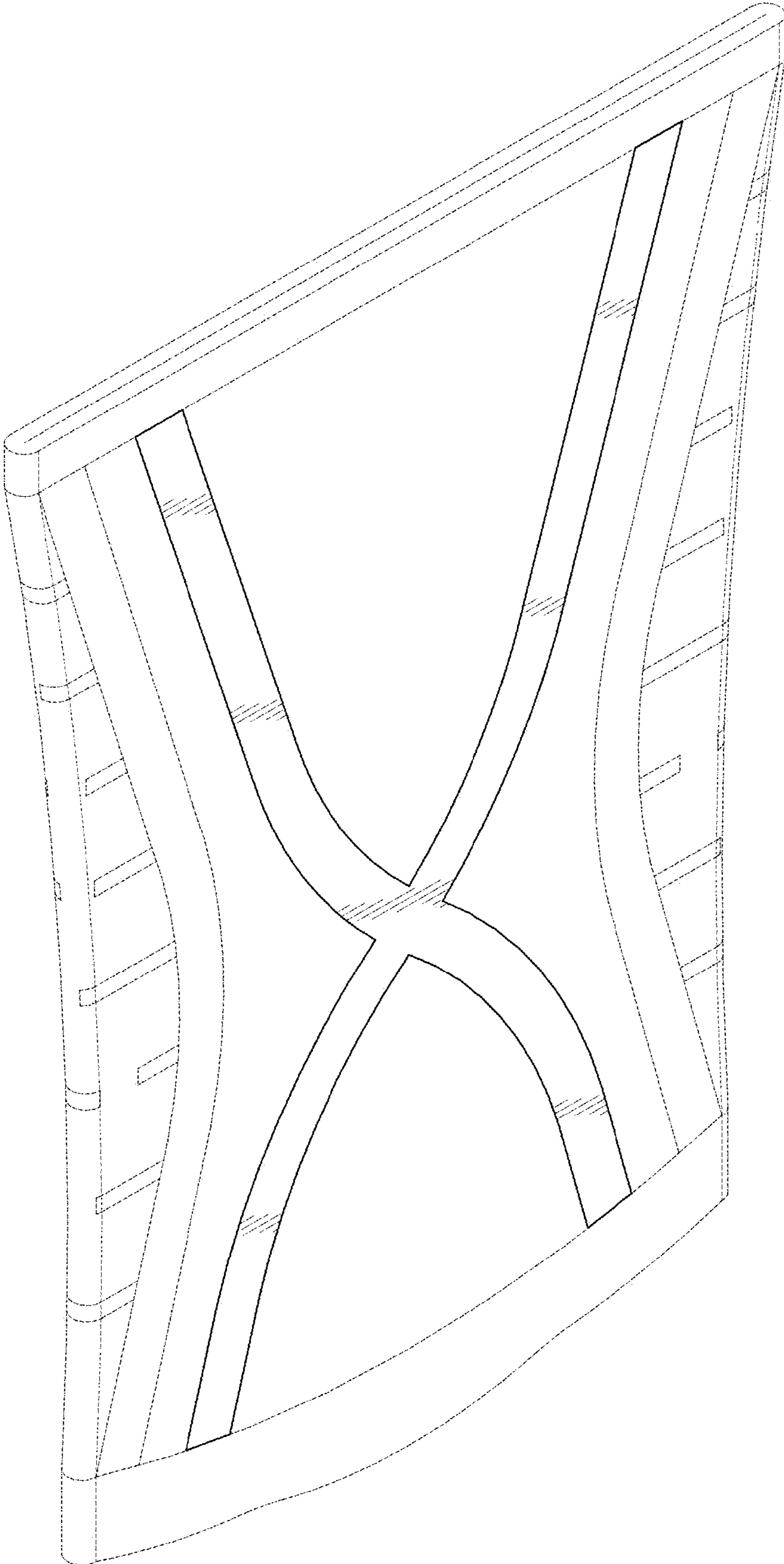


FIG. 1

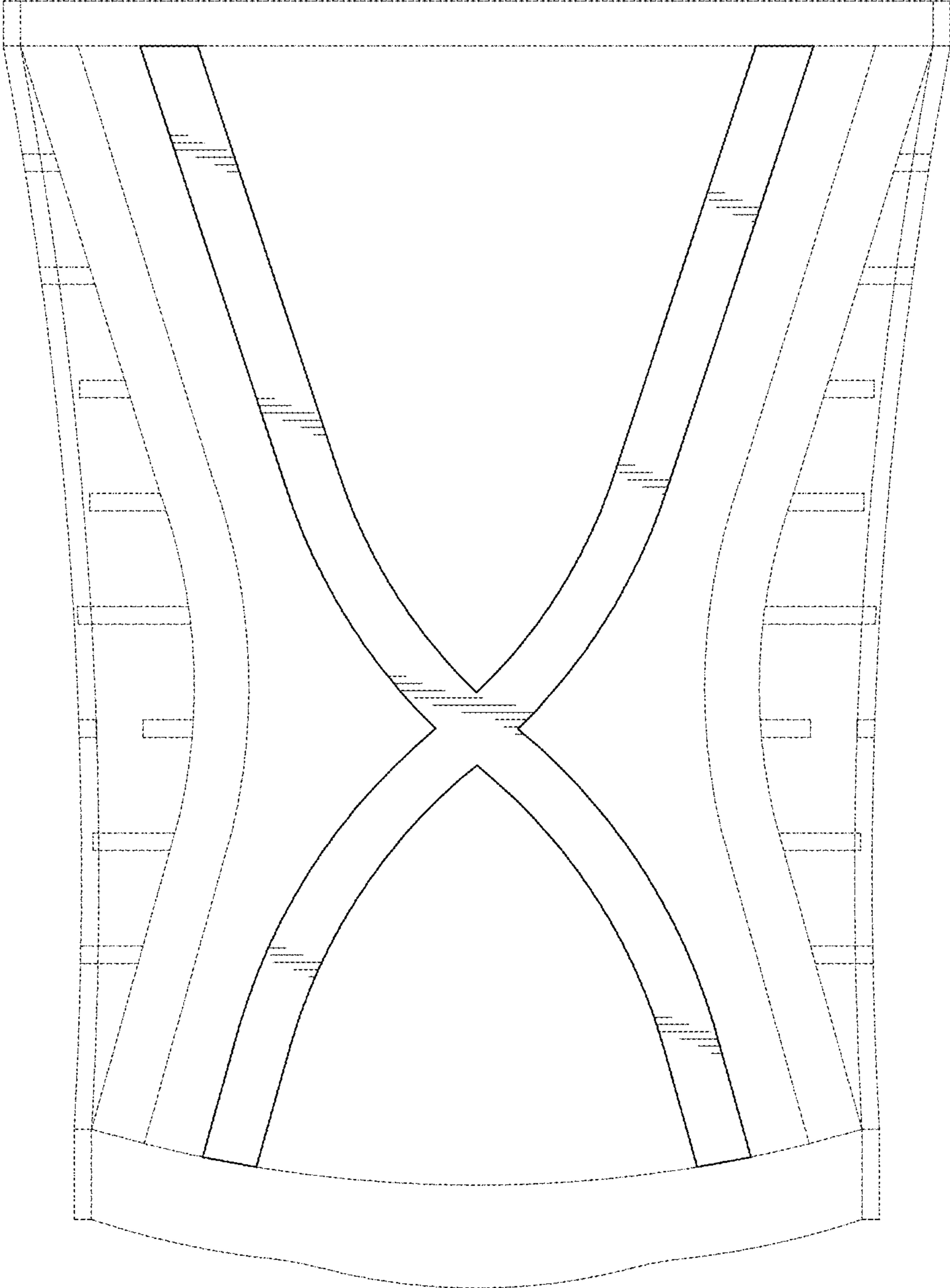


FIG. 2




FIG. 3




FIG. 4



FIG. 5




FIG. 6




FIG. 7