



US0D1049402S

(12) **United States Design Patent**
Zheng et al.

(10) **Patent No.:** **US D1,049,402 S**

(45) **Date of Patent:** **** Oct. 29, 2024**

(54) **HAND WARMER**

(71) Applicant: **Shenzhen Bolong Technology Co. Ltd.**, Shenzhen (CN)

(72) Inventors: **Huazhu Zheng**, Dongguan Guangdong (CN); **Caijian Zheng**, Quanzhou Fujian (CN); **Wenzhen Ouyang**, Shantou Guangdong (CN)

(**) Term: **15 Years**

(21) Appl. No.: **29/942,847**

(22) Filed: **May 17, 2024**

(30) **Foreign Application Priority Data**

Mar. 20, 2024 (CN) 202430144580.6

(51) **LOC (14) Cl.** **24-01**

(52) **U.S. Cl.**
USPC **D24/206**

(58) **Field of Classification Search**
USPC D24/200, 206-208; D13/103, 108;
D14/432

CPC ... H05B 1/00; A61F 7/00; A61F 7/007; A61F
2007/0036; A61F 2007/0078; A61F
2007/0087

See application file for complete search history.

(56) **References Cited**

U.S. PATENT DOCUMENTS

- D810,952 S * 2/2018 Hsu D24/186
- D826,748 S * 8/2018 Kim D10/70
- D839,189 S * 1/2019 Miller D13/103
- D848,008 S * 5/2019 Saringer A61F 7/00
D24/206
- D931,480 S 9/2021 Pi
- D935,039 S 11/2021 Zhu
- 11,285,038 B2 * 3/2022 Dijkstra A61F 7/007
- D1,008,476 S * 12/2023 Li D24/206

- D1,009,286 S * 12/2023 Liu D24/206
- D1,019,966 S * 3/2024 Zhu D24/206
- D1,022,229 S * 4/2024 Yu D24/206
- D1,024,345 S * 4/2024 Zou D13/108

(Continued)

FOREIGN PATENT DOCUMENTS

- CN 303071013 * 1/2015
- CN 303910621 * 11/2016
- CN 304471101 * 1/2018

OTHER PUBLICATIONS

Sazao, Electric Hand Warmer, Published on: Sep. 18, 2022; Amazon, Retrieved from Internet: <https://www.amazon.co.uk/Electric-Warmer-Pocket-Heater-Travel/dp/B0BFPLZS31> (Year: 2022).*

(Continued)

Primary Examiner — John R Yeh
Assistant Examiner — Edward P Jones
(74) *Attorney, Agent, or Firm* — Vladimir Postnikov

(57) **CLAIM**

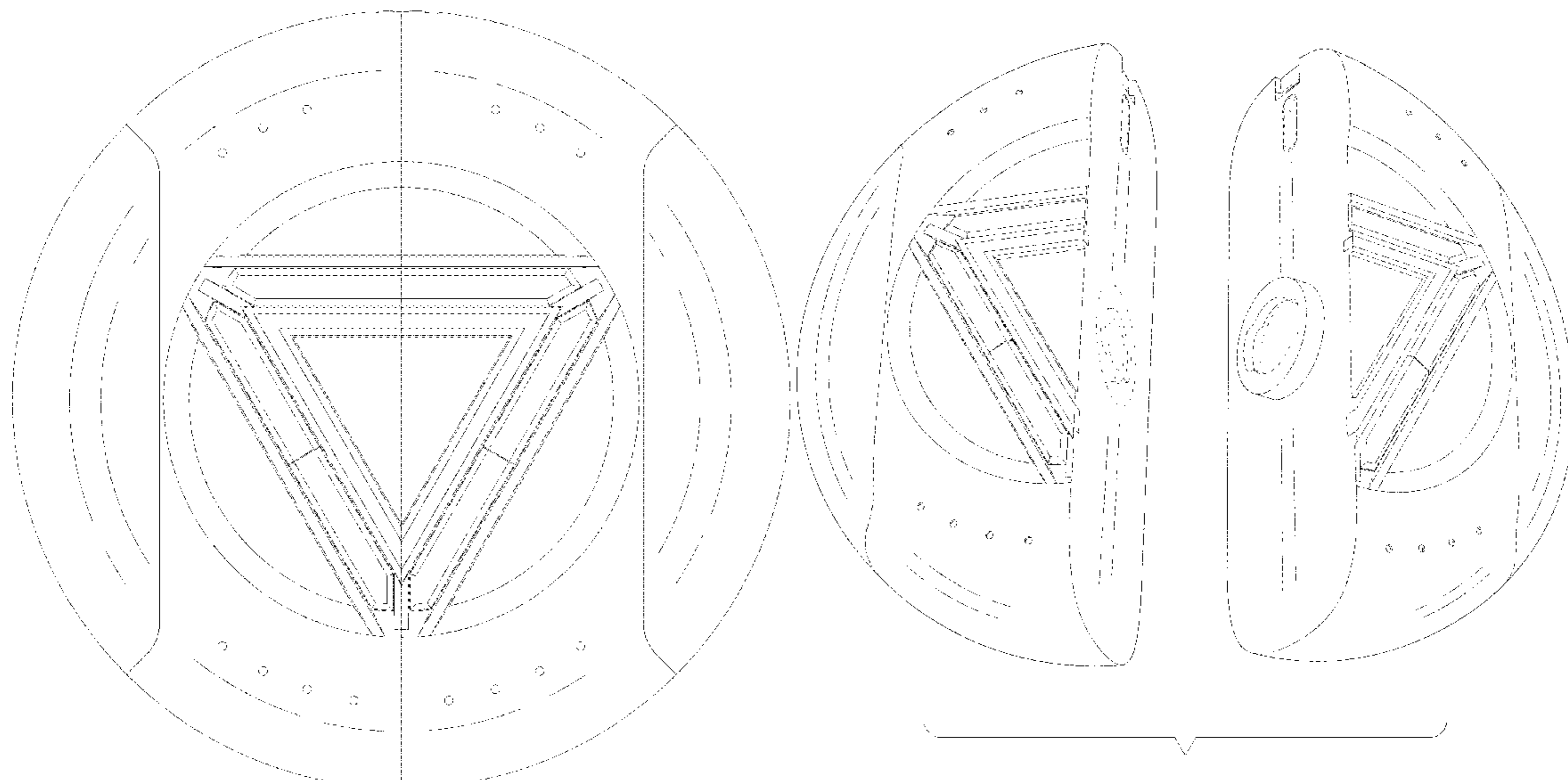
The ornamental design for a hand warmer, as shown and described.

DESCRIPTION

FIG. 1 is a front elevation view of a hand warmer showing the new design;
FIG. 2 is a back elevation view thereof;
FIG. 3 is a left-side elevation view thereof;
FIG. 4 is a right-side elevation view thereof;
FIG. 5 is a top plan view thereof;
FIG. 6 is a bottom plan view thereof;
FIG. 7 is a perspective view thereof;
FIG. 8 is another perspective view thereof; and,
FIG. 9 is a perspective view of the hand warmer in a disconnected state.

The broken lines depict portions of the Hand Warmer that form no part of the claimed design

1 Claim, 9 Drawing Sheets



(56)

References Cited

U.S. PATENT DOCUMENTS

D1,032,854 S * 6/2024 Zhu D24/206
D1,035,899 S * 7/2024 Zhu D23/341
12,048,072 B1 * 7/2024 Zhang H05B 3/06
2008/0053979 A1 * 3/2008 Toya A61H 23/0263
219/385
2019/0053938 A1 * 2/2019 Mandal A61F 7/02

OTHER PUBLICATIONS

WNJFR, WNJFR Hand Warmers, Downloaded on: Jun. 10, 2024, Walmart, Retrieved from Internet: <https://www.walmart.com/ip/WNFJR-Electric-Hand-Warmers-Double-Sided-Portable-Reusable-Pocket-Heaters-Ideal-Gifts-for-Women-and-Men-to-Keep-Hands-Cozy/5662360272> (Year: 2024).*

Yuan Ou, Yuan Ou Hand Warmer Round 2 in 1 3000 mAh Power Bank Hand Warmer, Published on: Nov. 23, 2020, Amazon.de, Retrieved from Internet: <https://www.amazon.de/-/en/Warmer-Portable-Electric-Double-Heating/dp/B08PIL8D1N> (Year: 2020).*

* cited by examiner

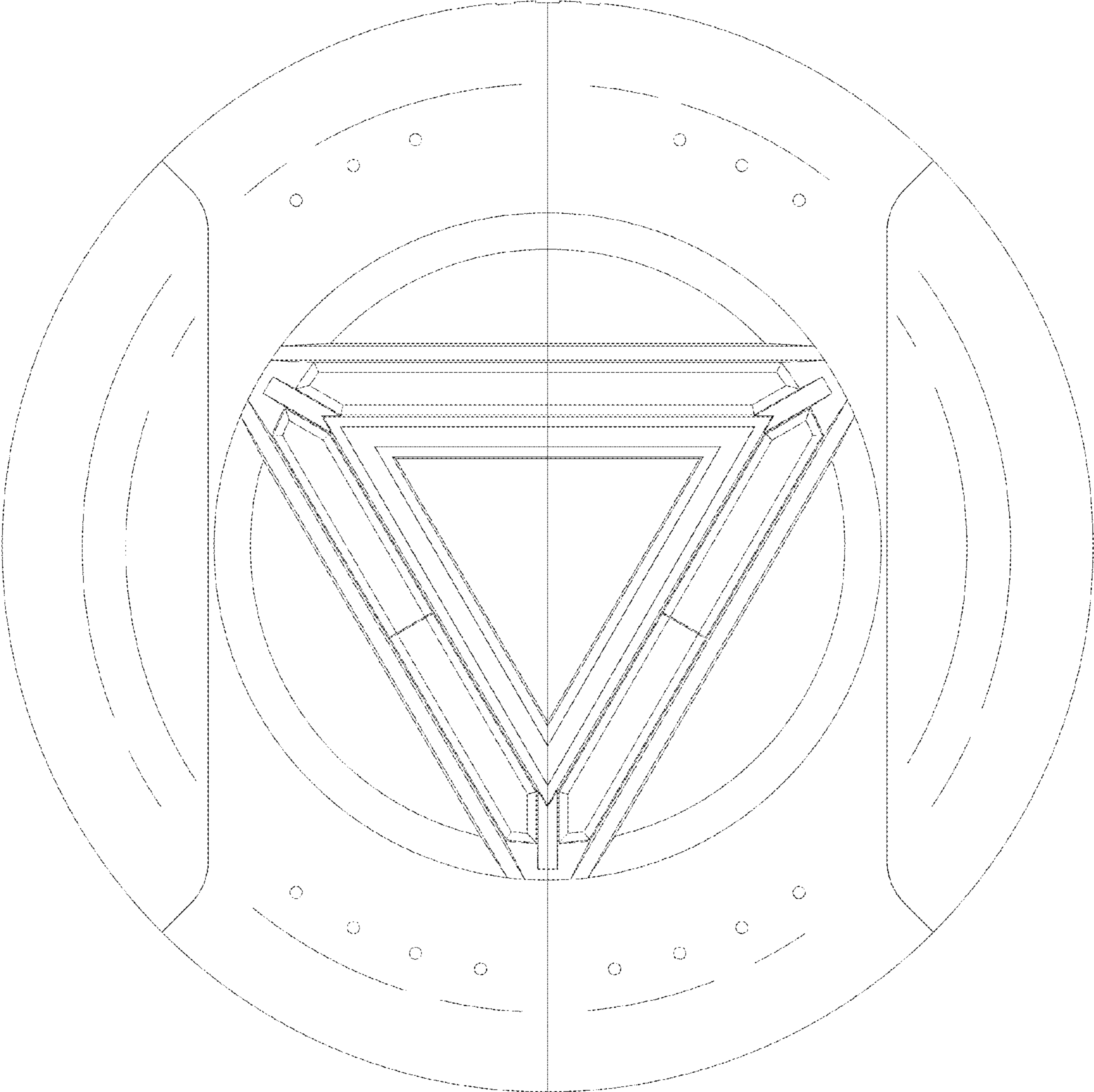


FIG.1




FIG.2




FIG.3




FIG.4

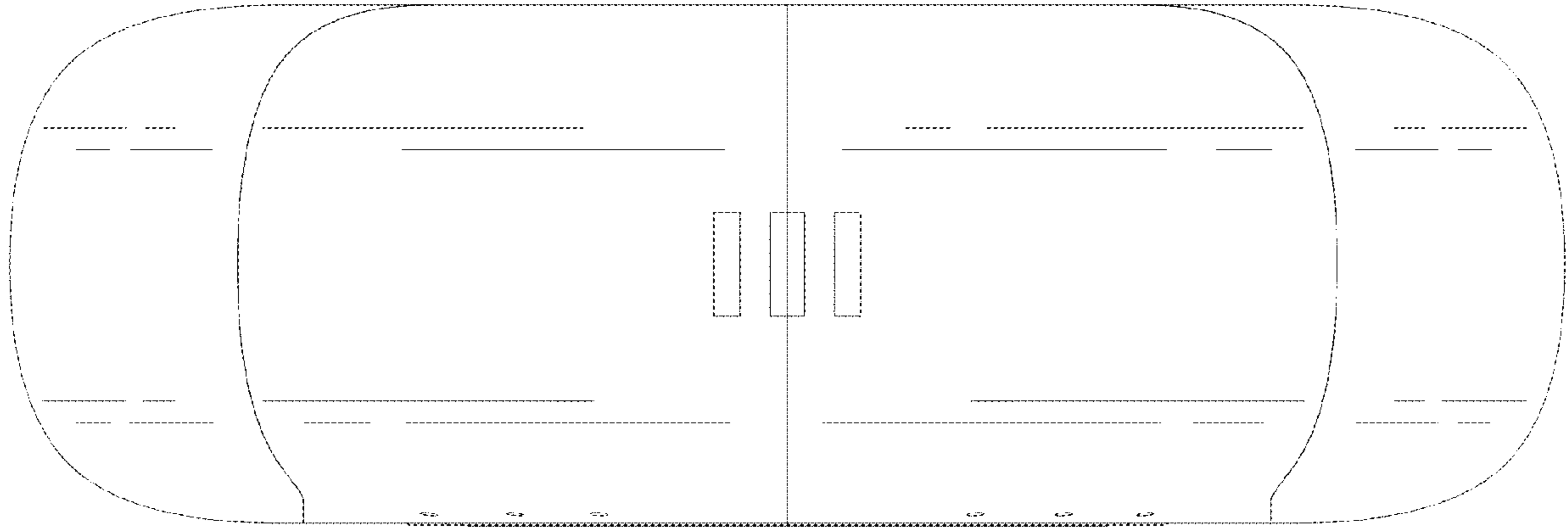


FIG.5




FIG. 6

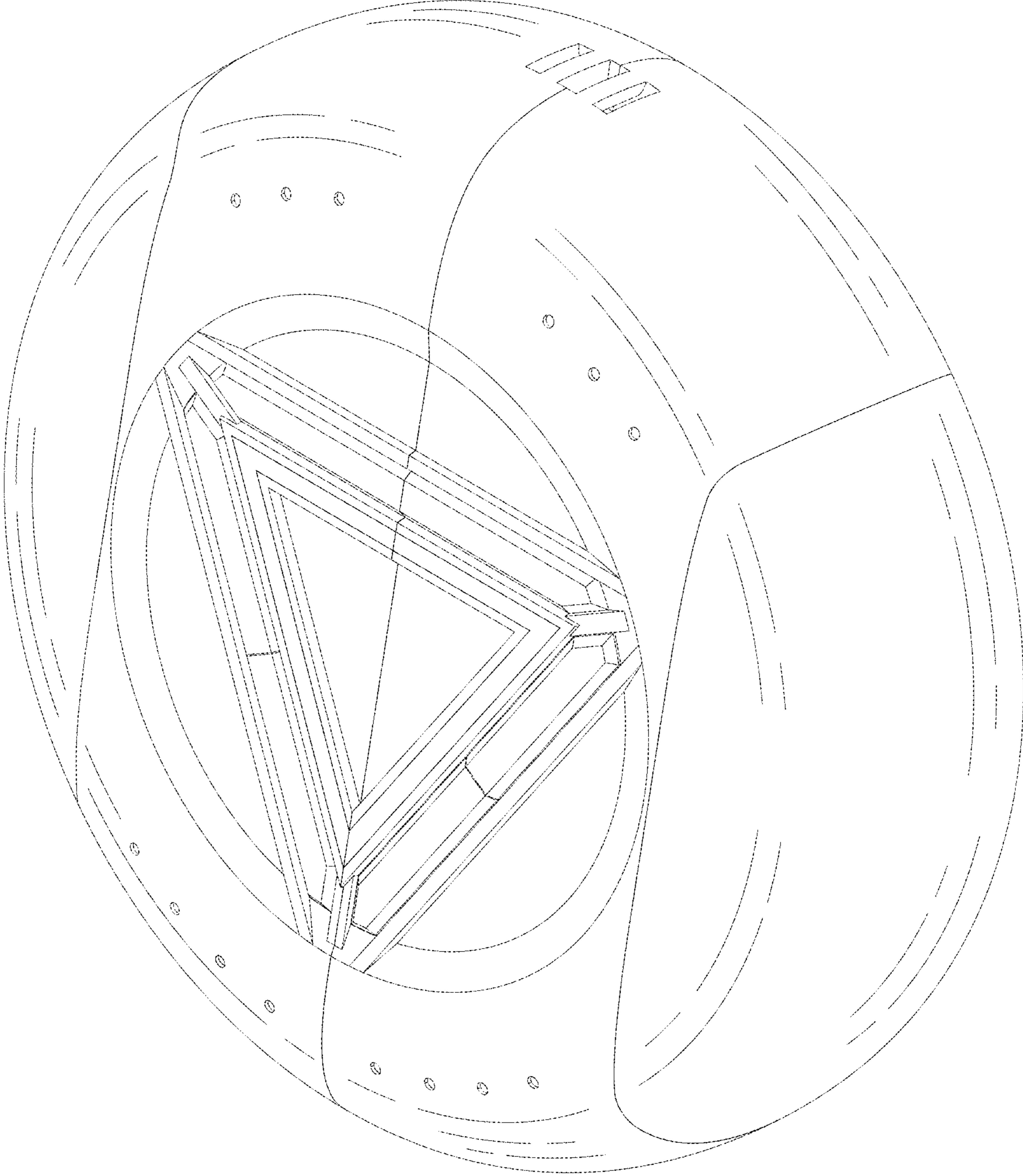


FIG.7

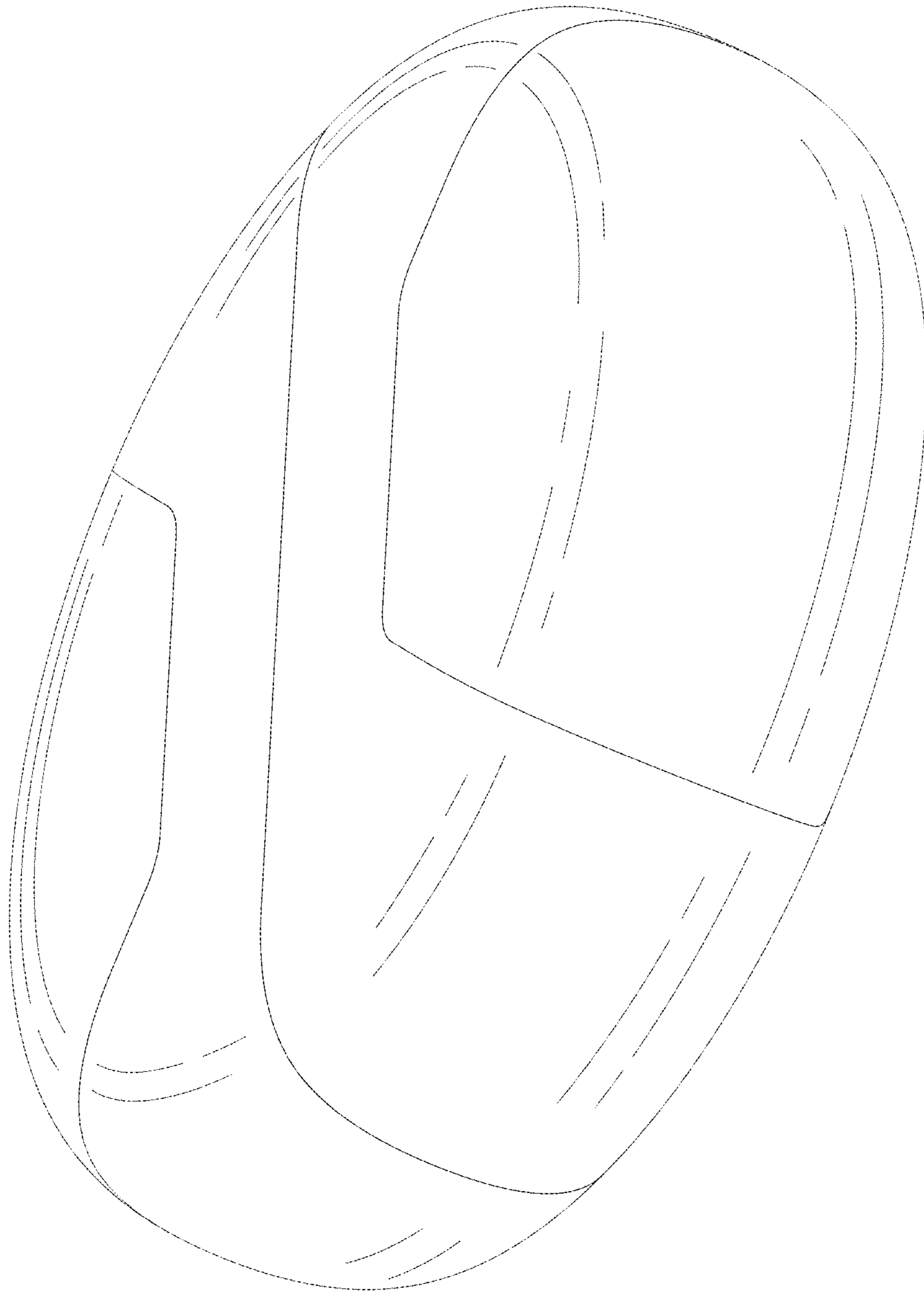


FIG.8

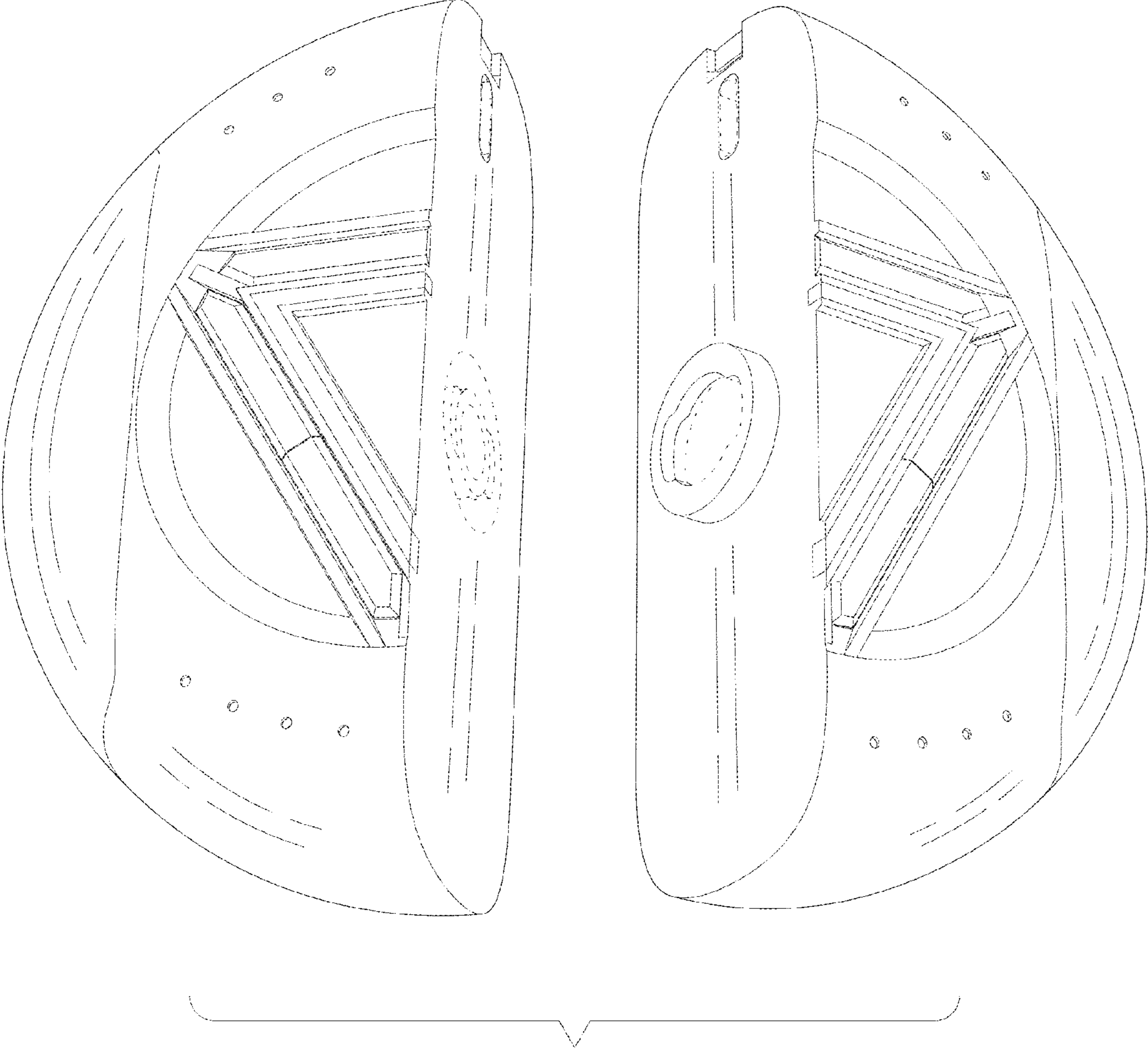


FIG.9