



US0D1049332S

(12) **United States Design Patent** (10) **Patent No.:** **US D1,049,332 S**
Baek et al. (45) **Date of Patent:** **** Oct. 29, 2024**

(54) **WINDOW AIR CONDITIONER**

FOREIGN PATENT DOCUMENTS

(71) Applicant: **LG ELECTRONICS INC.**, Seoul (KR)

KR 301237143.0000 * 11/2023
KR 301237144.0000 * 11/2023
WO WO-D224946-002 * 9/2023

(72) Inventors: **Seungho Baek**, Seoul (KR); **Heejae Kwon**, Seoul (KR); **Jeeyoung Yeon**, Seoul (KR); **Jeonghwan Sohn**, Seoul (KR)

* cited by examiner

Primary Examiner — George J Ulsh
Assistant Examiner — Jihyung Yoon

(73) Assignee: **LG ELECTRONICS INC.**, Seoul (KR)

(74) *Attorney, Agent, or Firm* — Birch, Stewart, Kolasch & Birch, LLP

(**) Term: **15 Years**

(57) **CLAIM**

(21) Appl. No.: **29/854,846**

The ornamental design for a window air conditioner as shown and described.

(22) Filed: **Sep. 28, 2022**

(30) **Foreign Application Priority Data**

DESCRIPTION

May 13, 2022 (KR) 30-2022-0019144

(51) **LOC (14) Cl.** **23-04**

(52) **U.S. Cl.**
USPC **D23/353**

(58) **Field of Classification Search**
USPC D11/156; D23/333, 341, 351, 353, 354, D23/386; D25/60

CPC F24F 13/20; F24F 1/027; F24F 1/0057; F24F 1/56; F24F 1/031; F24F 13/082; F24F 13/224; F24F 1/10; F24F 7/013

See application file for complete search history.

(56) **References Cited**

U.S. PATENT DOCUMENTS

D238,278 S * 12/1975 Baker, Jr. D23/353
D782,636 S * 3/2017 Woo D23/333
D800,879 S * 10/2017 Kim D23/351
D895,090 S * 9/2020 Kim D23/351
2023/0314012 A1 * 10/2023 Kim F24F 1/0014
454/234
2023/0366588 A1 * 11/2023 Choi F24F 13/32

FIG. 1 is a front perspective view of a window air conditioner showing our new design;
FIG. 2 is a rear perspective view thereof;
FIG. 3 is a front elevation view thereof;
FIG. 4 is a rear elevation view thereof;
FIG. 5 is a left-side elevation view thereof, a right-side elevation view being a mirror image thereof;
FIG. 6 is a top plan view thereof;
FIG. 7 is a bottom plan view thereof; and,
FIG. 8 is a front perspective view of the window air conditioner, shown in an environment of use.
The evenly-spaced broken lines in FIGS. 1-7 depict portions of the window air conditioner that form no part of the claimed design. The evenly-spaced broken lines in FIG. 8 depict portions of the window air conditioner and an environmental structure that form no part of the claimed design. The dot-dot-dash broken line in FIG. 8 illustrates a boundary of a view with environment that form no part of the claimed design.

1 Claim, 8 Drawing Sheets

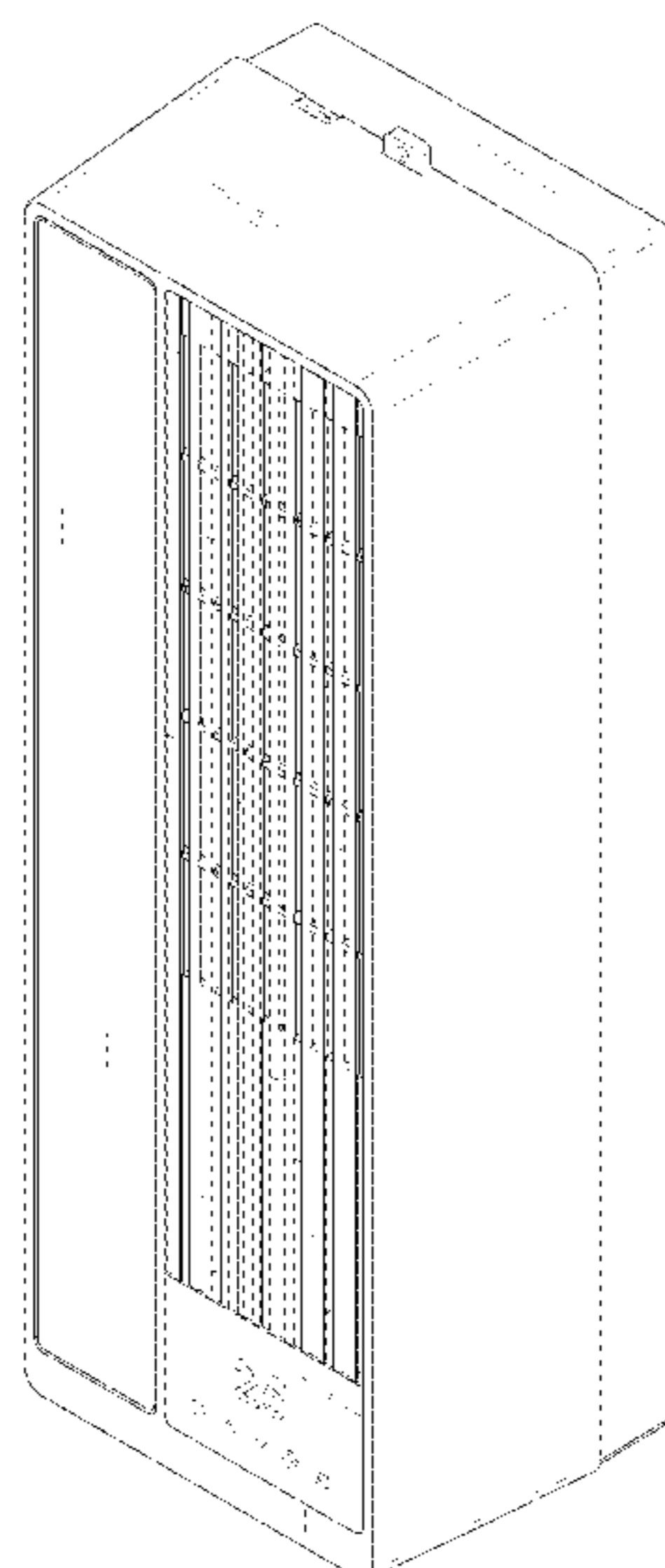


FIG. 1

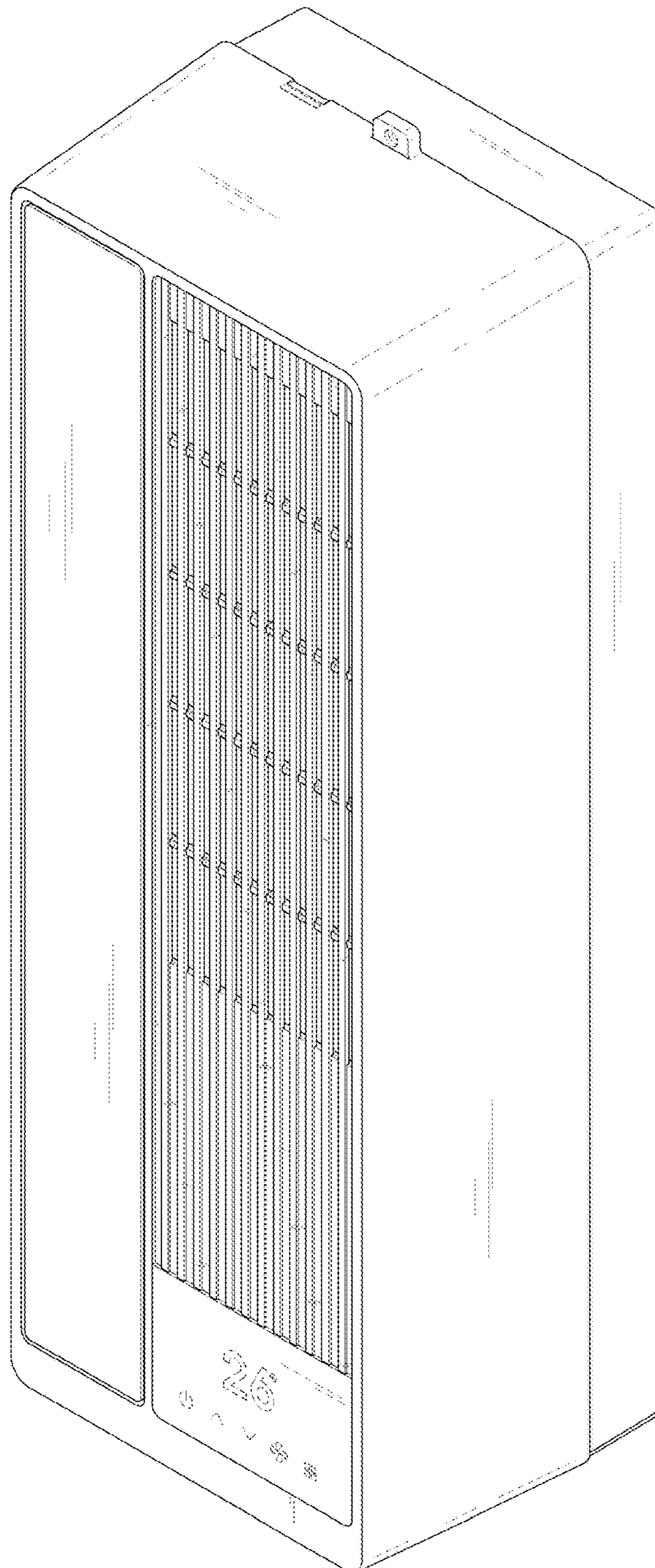


FIG. 2

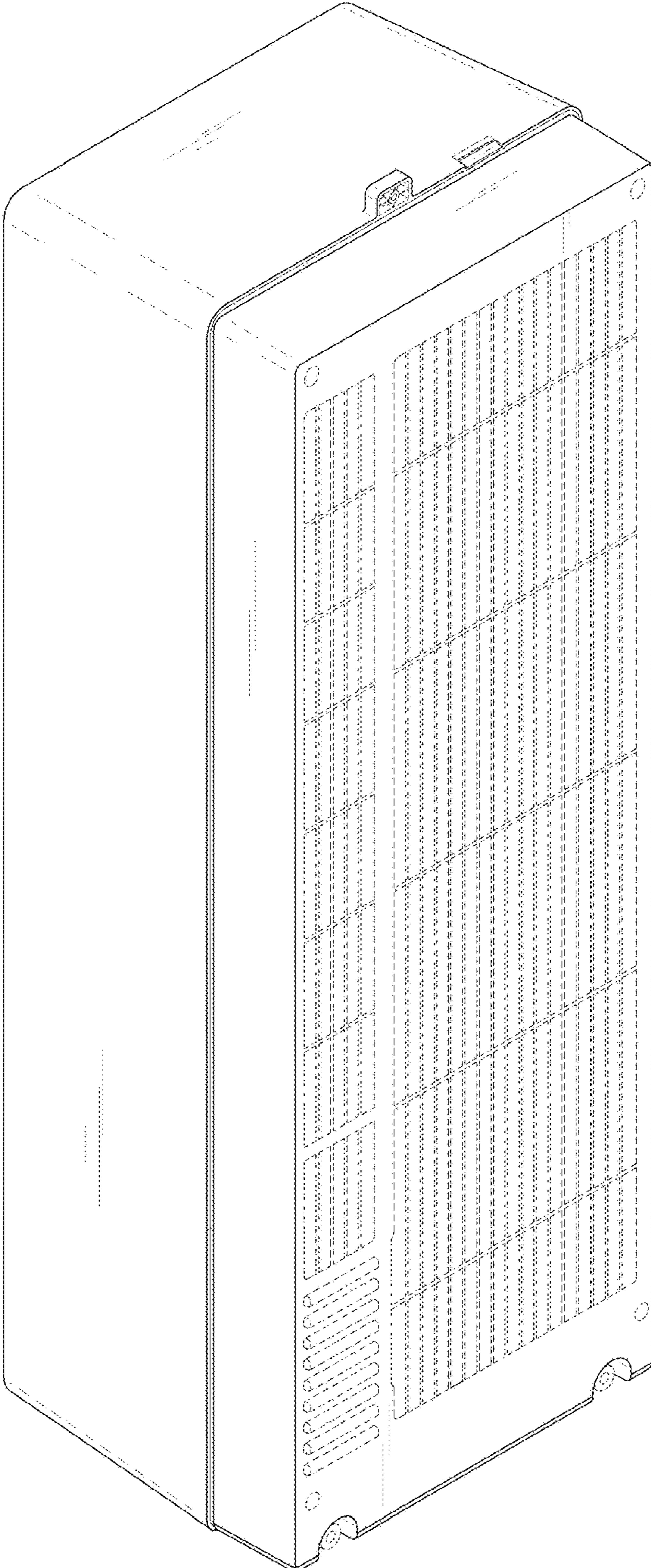


FIG. 3

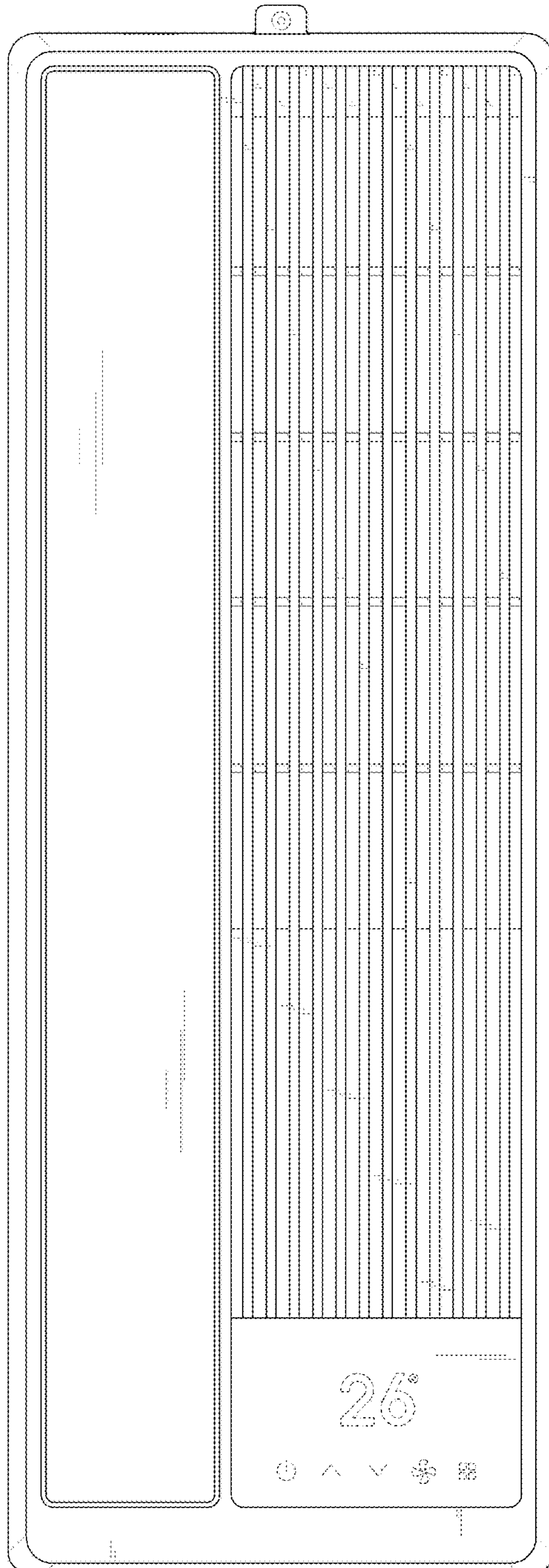


FIG. 4

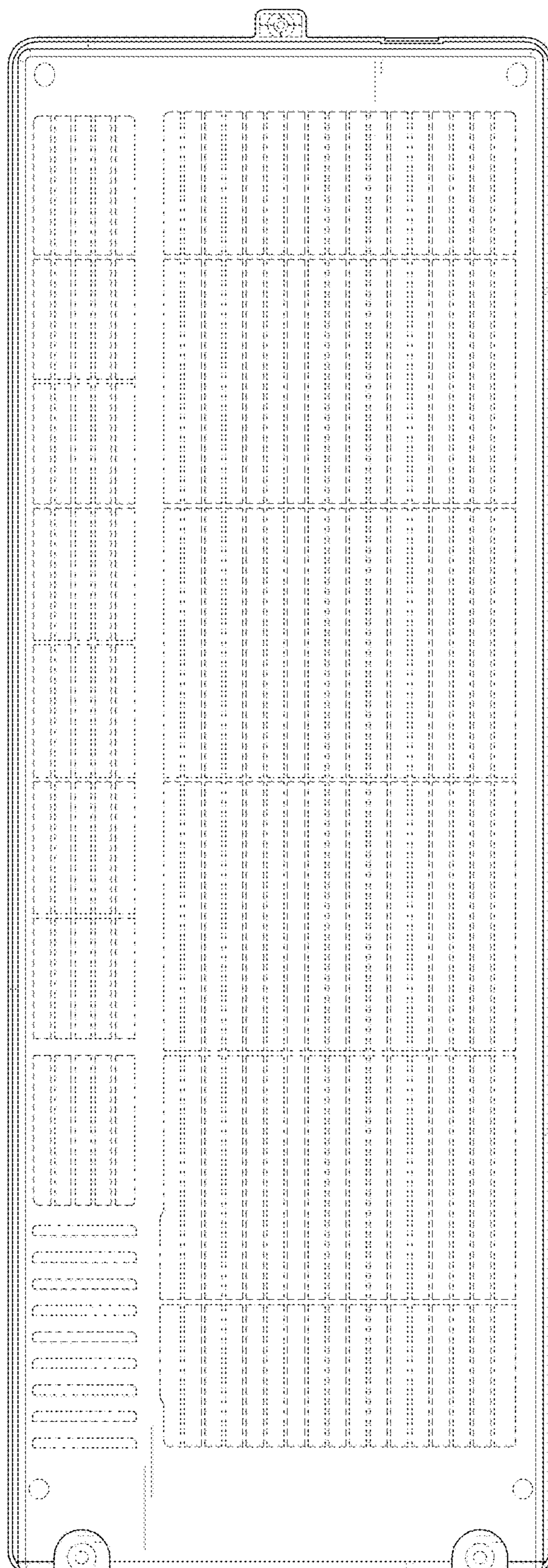


FIG. 5




FIG. 6

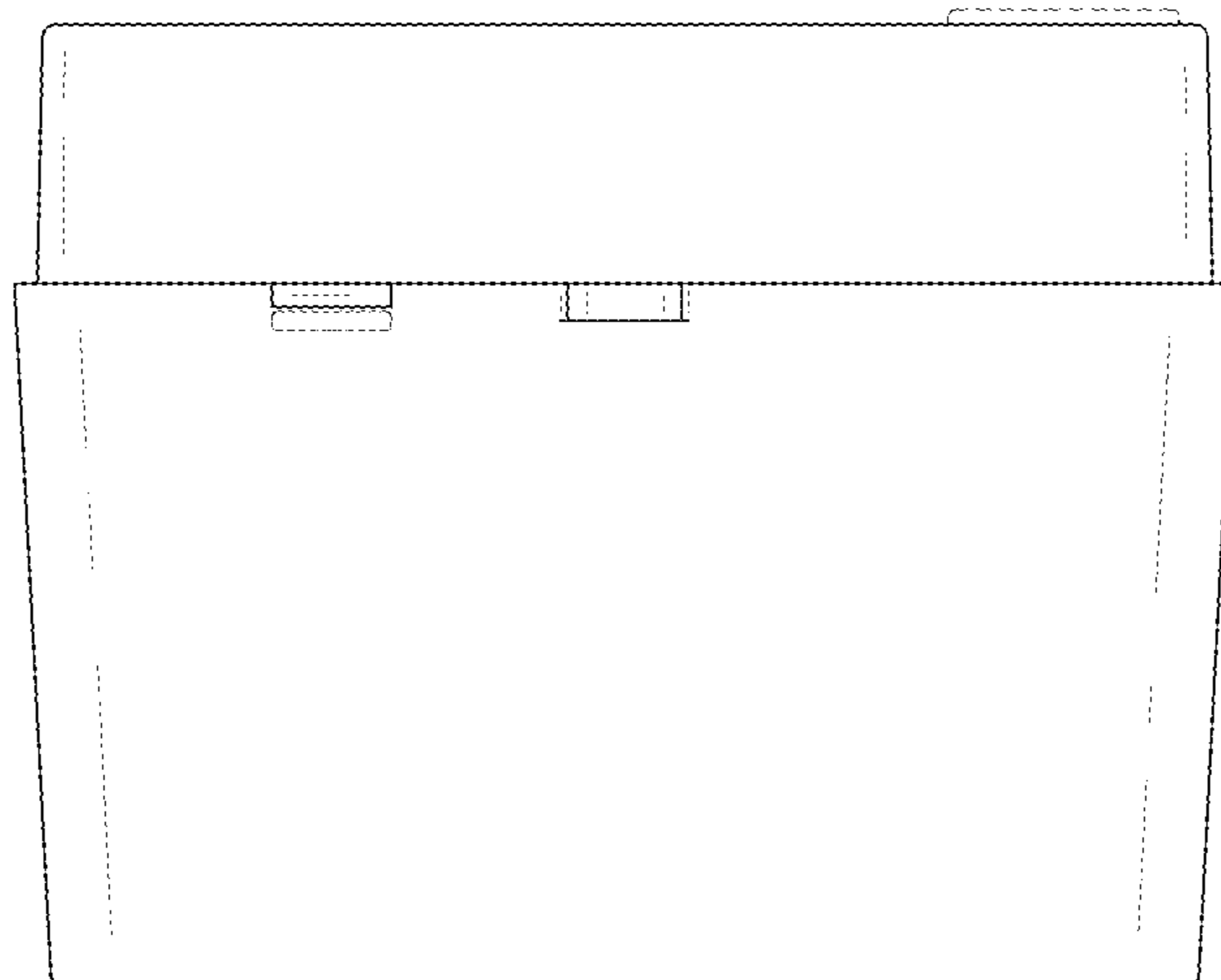


FIG. 7

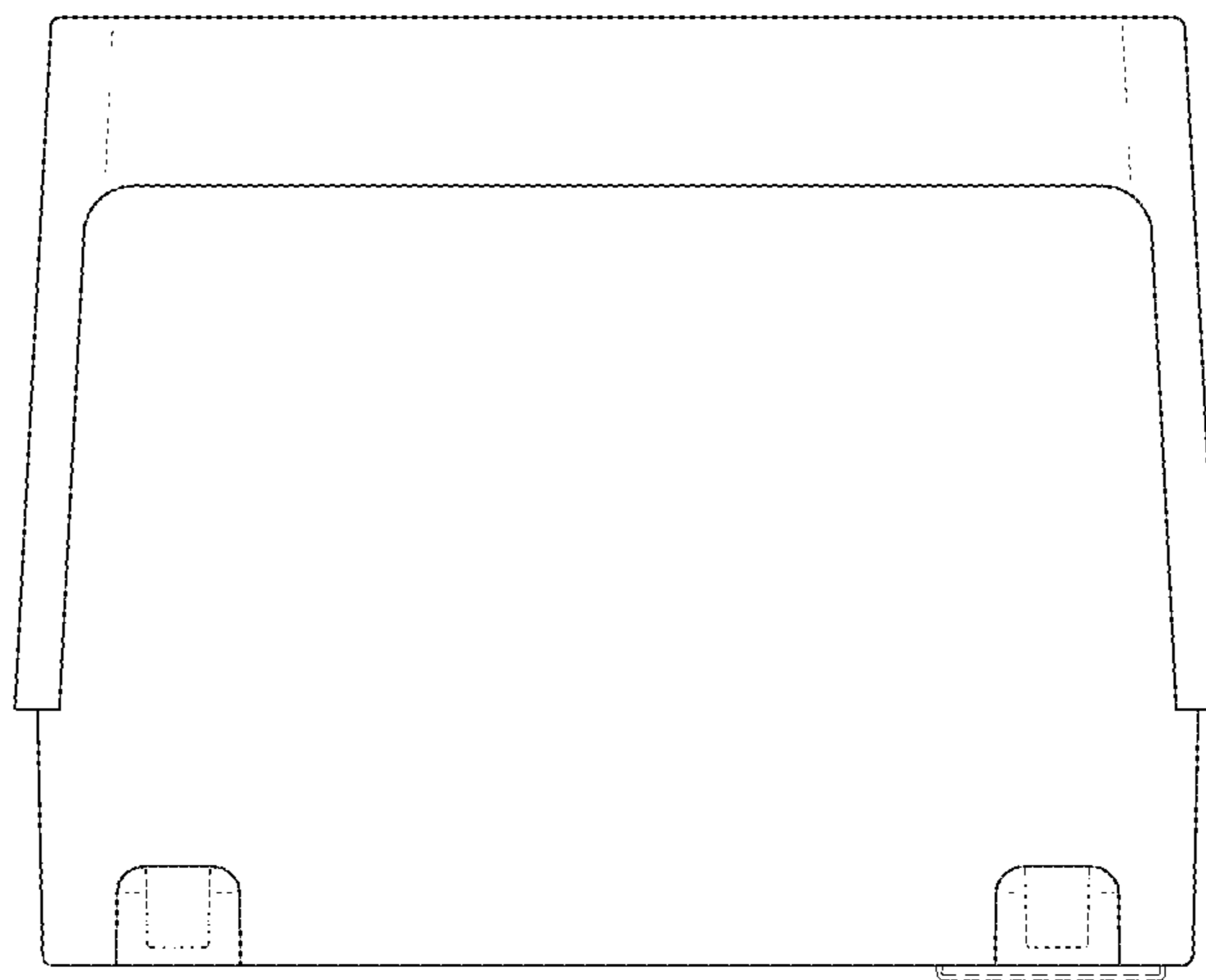


FIG. 8

