



US0D1048840S

(12) **United States Design Patent** (10) **Patent No.:** **US D1,048,840 S**
Murray (45) **Date of Patent:** **** Oct. 29, 2024**

- (54) **HAND TOOL** 6,131,290 A * 10/2000 Chiou E04F 21/06
30/340
- (71) Applicant: **LEVEL 5 TOOLS, LLC**, Kansas City, KS (US) D444,692 S * 7/2001 Marquardt D7/395
6,260,238 B1 7/2001 MacMillan
D446,437 S * 8/2001 Chen D8/107
D462,251 S * 9/2002 Collins D8/107
- (72) Inventor: **Scott A. Murray**, Kansas City, KS (US) 6,473,939 B1 11/2002 Stegmaier
6,581,805 B2 6/2003 Conboy et al.
6,726,868 B1 * 4/2004 Panfili G09F 23/00
264/328.8
- (73) Assignee: **LEVEL 5 TOOLS, LLC**, Kansas City, KS (US) 6,793,428 B2 9/2004 Lithgow
D498,124 S * 11/2004 Mitchell D8/45
D508,638 S 8/2005 Meyer et al.
D510,535 S 10/2005 Sandell
7,114,869 B2 10/2006 MacMillan
D534,781 S * 1/2007 Chen D8/107
D535,174 S * 1/2007 Chen D8/107
D541,616 S 5/2007 Bruno et a et al.
- (**) Term: **15 Years**
- (21) Appl. No.: **29/875,410**
- (22) Filed: **May 4, 2023**

(Continued)

Related U.S. Application Data

- (63) Continuation of application No. 16/833,097, filed on Mar. 27, 2020, now Pat. No. 11,821,221.
- (51) **LOC (14) Cl.** **08-05**
- (52) **U.S. Cl.**
USPC **D8/107**; D8/45
CPC **E04F 21/1652** (2013.01); **B08B 1/165** (2024.01); **B23K 9/007** (2013.01); **B23K 9/028** (2013.01); **B25G 3/34** (2013.01); **B23K 2101/20** (2018.08); **B23K 2103/05** (2018.08)
- (58) **Field of Classification Search**
USPC D8/14, 45, 107, 300; D32/46; D7/395
CPC .. B25G 1/10; B25G 3/24; Y10T 16/44; Y10T 16/498; E04F 21/1655; E04F 21/026; E04F 21/165
See application file for complete search history.

References Cited

- (56) **U.S. PATENT DOCUMENTS**
2,498,107 A 2/1950 Ferguson
4,986,475 A 1/1991 Spadafora et al.
5,882,691 A 3/1999 Conboy
5,902,451 A 5/1999 O'Mara et al.
5,953,799 A 9/1999 Panaccione et al.

FOREIGN PATENT DOCUMENTS

- CN 207700645 U 8/2018
Primary Examiner — Philip S Hyder
(74) *Attorney, Agent, or Firm* — TUCKER ELLIS LLP

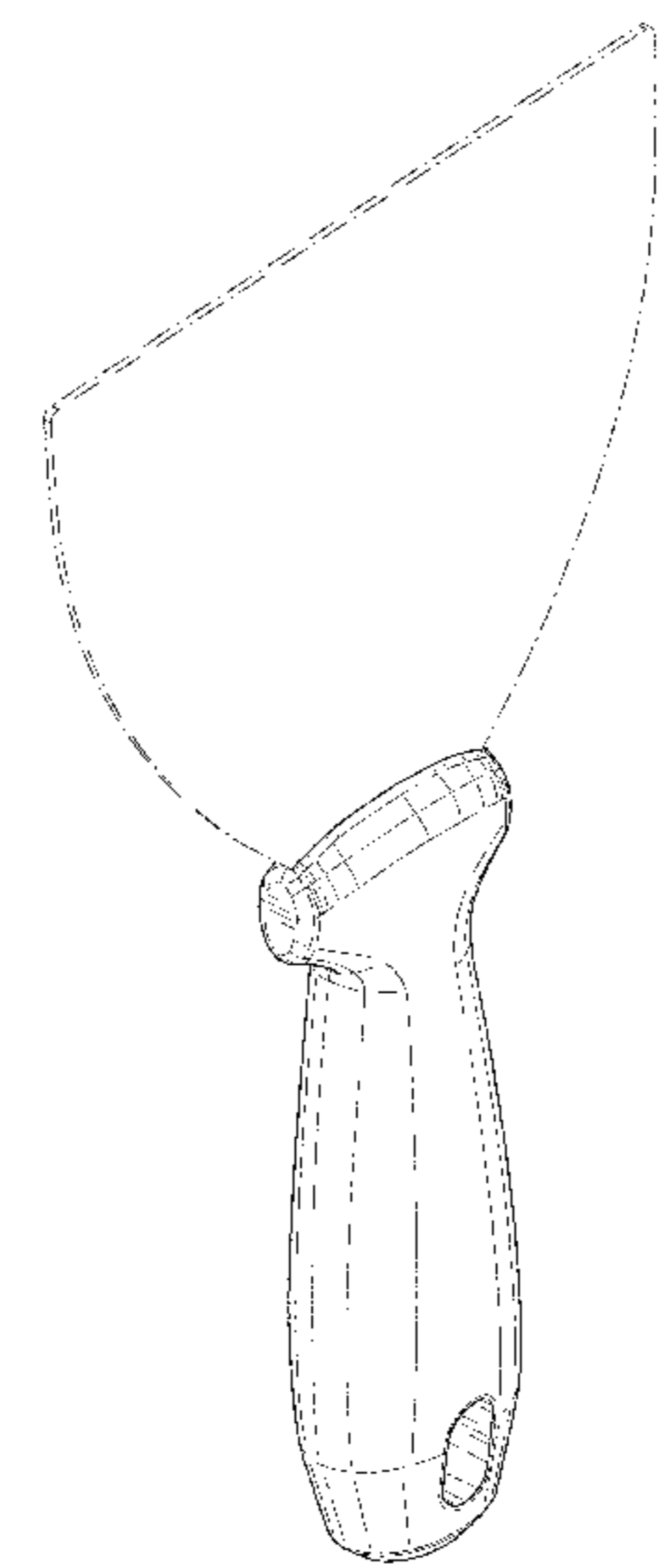
CLAIM

The ornamental design for a hand tool, as shown and described.

DESCRIPTION

FIG. 1 is a top perspective view of a hand tool showing the new design;
 FIG. 2 is a bottom perspective front view thereof;
 FIG. 3 is a front view thereof;
 FIG. 4 is a rear view thereof;
 FIG. 5 is a left side view thereof;
 FIG. 6 is a right side view thereof;
 FIG. 7 is a top view thereof; and,
 FIG. 8 is a bottom view thereof.
 The broken lines shown in the figures illustrate portions of the hand tool that form no part of the claimed design.

1 Claim, 7 Drawing Sheets



(56)

References Cited

U.S. PATENT DOCUMENTS

D545,168 S	6/2007	Rudder	
D549,070 S	8/2007	Bruno et al.	
D553,939 S	10/2007	Bruno et al.	
D553,941 S	10/2007	Bruno et al.	
D564,383 S	4/2008	Bruno et al.	
D565,921 S	4/2008	Bruno et al.	
D569,215 S *	5/2008	Chiu	D8/107
7,434,318 B2 *	10/2008	Perez	E04F 21/06 81/492
7,458,127 B2	12/2008	Bruno et al.	
D584,126 S	1/2009	Meyer	
7,556,447 B2	7/2009	Bruggeman et al.	
D608,177 S *	1/2010	Perlman	D8/107
D612,702 S *	3/2010	Perlman	D8/107
D614,471 S	4/2010	Meyer et al.	
7,775,736 B2	8/2010	Song	
8,381,789 B2	2/2013	Payne	
8,517,077 B2	8/2013	Payne	
8,747,006 B2	6/2014	Payne	
9,051,744 B1	6/2015	Murray et al.	
9,283,586 B2	3/2016	MacMillan	
D793,837 S *	8/2017	Su	D8/107
D838,159 S	1/2019	Jimenez et al.	
D860,740 S *	9/2019	Tschopp	D8/45
D864,693 S *	10/2019	Levand	D8/107
D904,851 S *	12/2020	Levand	D8/107
D922,169 S *	6/2021	Cheng	D8/107
D925,327 S *	7/2021	Cheng	D8/107
D992,397 S *	7/2023	Zemel	D32/46
11,821,221 B2 *	11/2023	Murray	E04F 21/1652
D1,008,592 S *	12/2023	Guzmán-Lugo	D32/46
2001/0005363 A1	6/2001	Schauer	
2010/0117262 A1 *	5/2010	Gringer	B29C 45/1676 264/247
2010/0260530 A1	10/2010	Schlecht	
2011/0020050 A1	1/2011	Sandahl	
2015/0328607 A1	11/2015	Wittbold	
2016/0121287 A1	5/2016	Brown	
2017/0065950 A1	3/2017	Schenck	
2018/0087281 A1	3/2018	Murray	
2018/0333035 A1	11/2018	Chang	

* cited by examiner

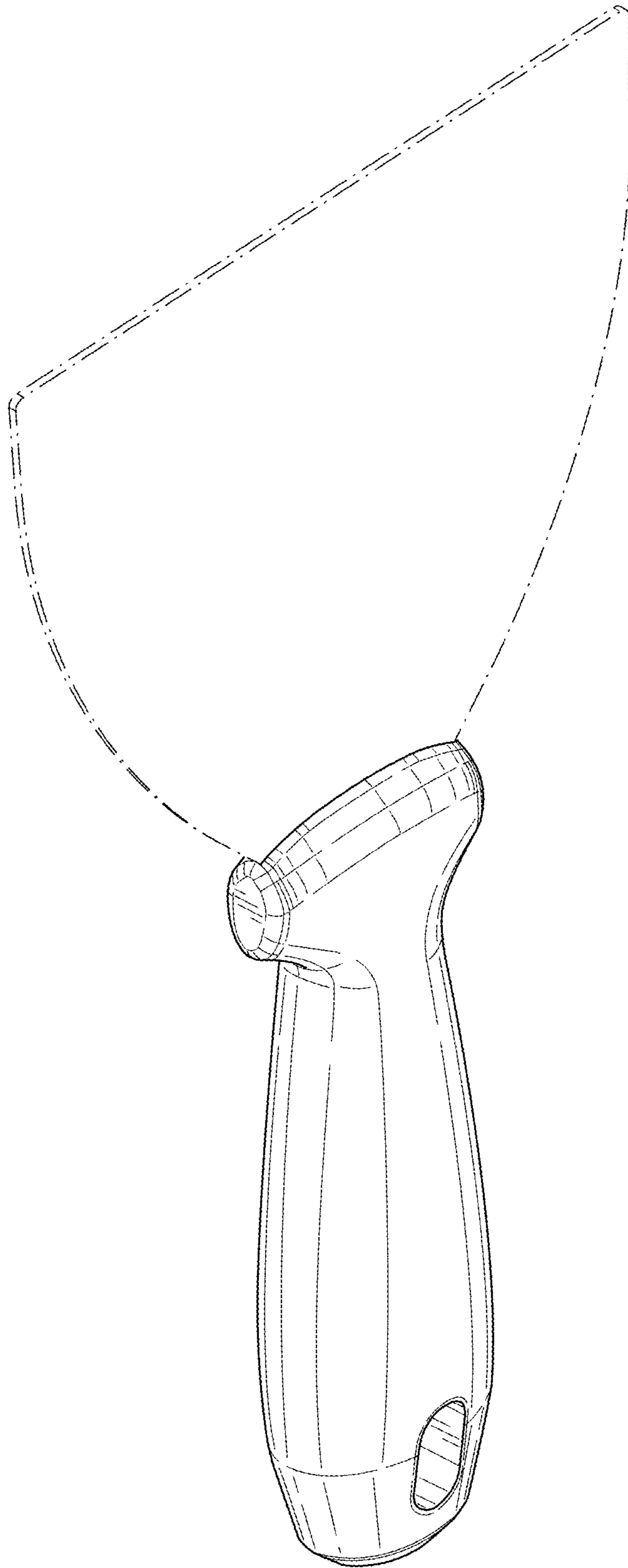


FIG. 1

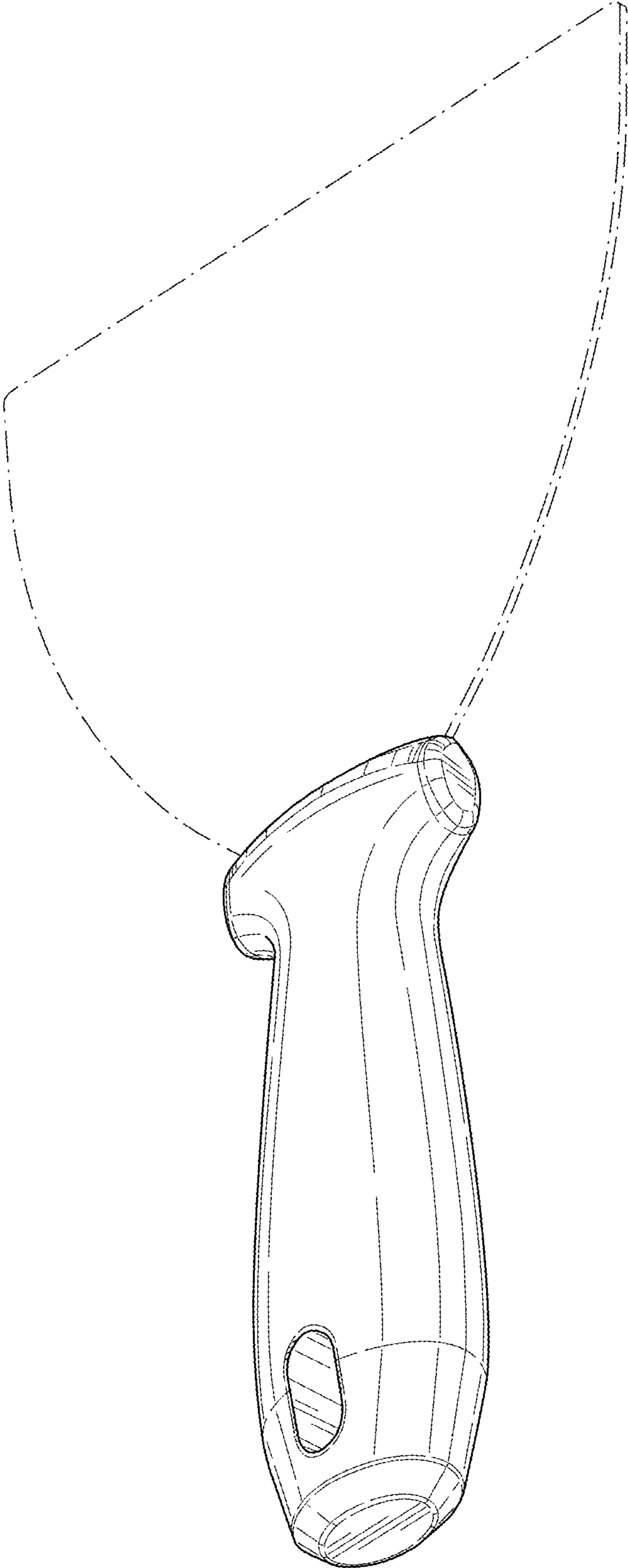


FIG. 2

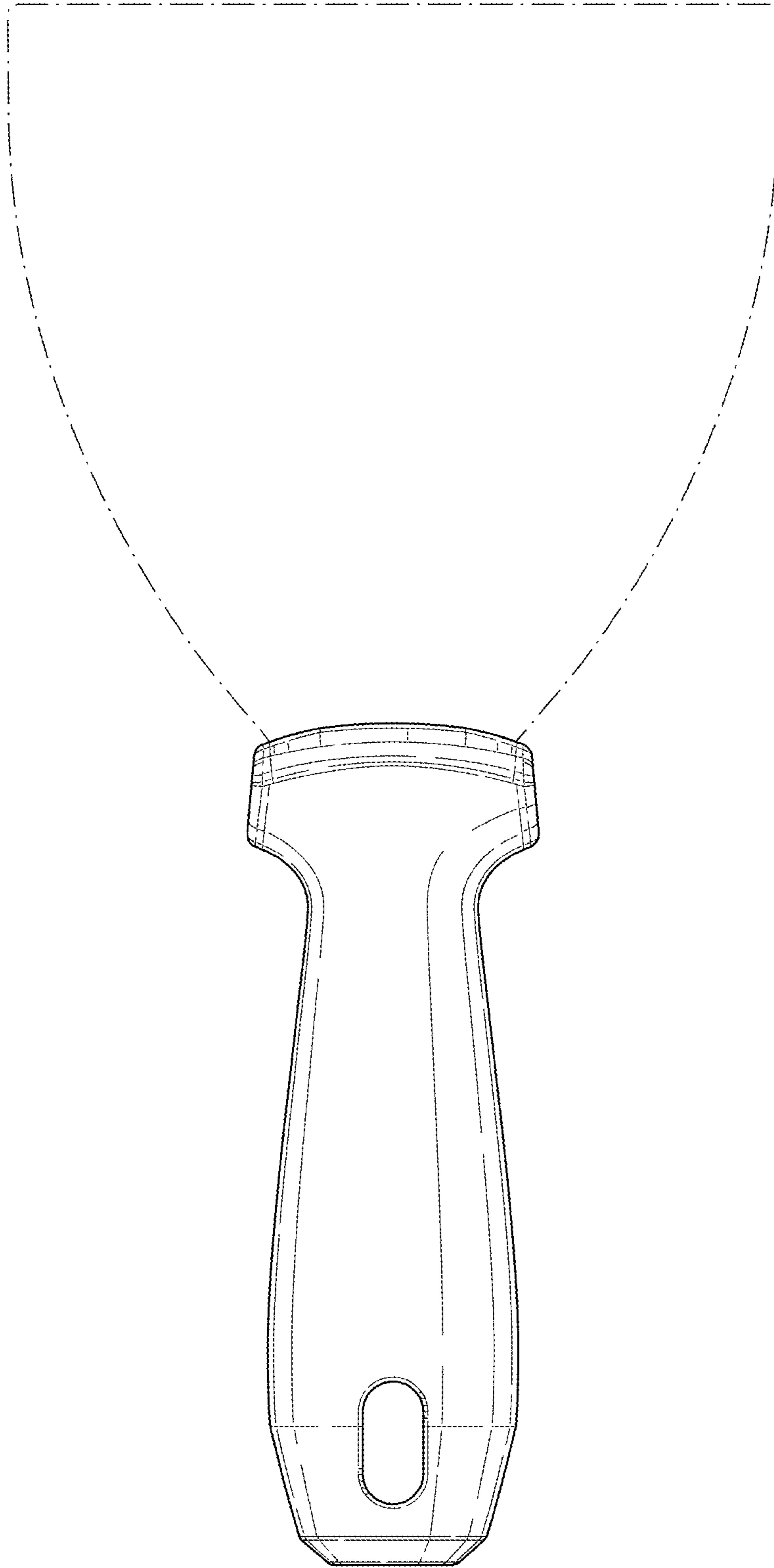


FIG. 3

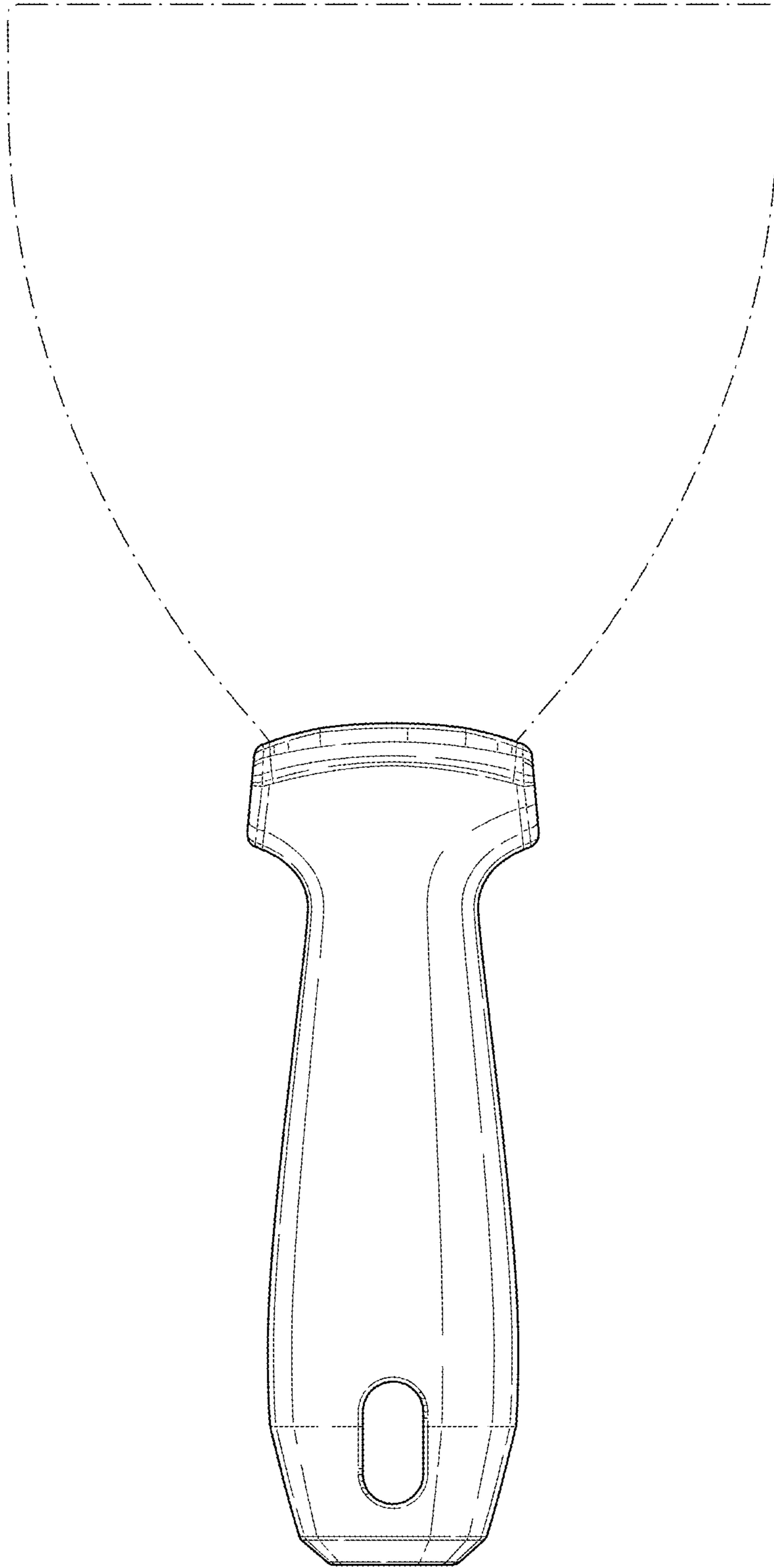


FIG. 4

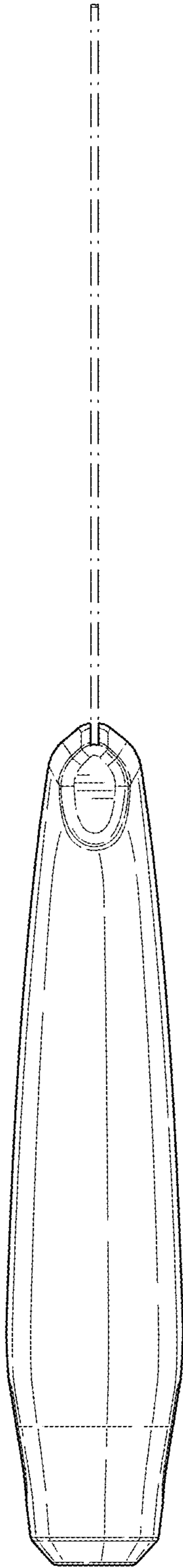


FIG. 5

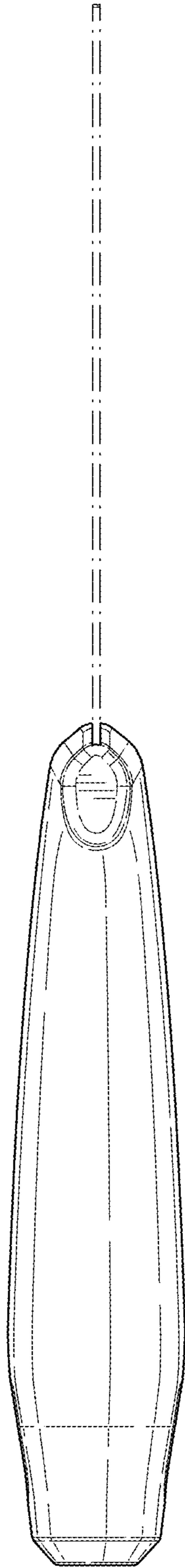


FIG. 6

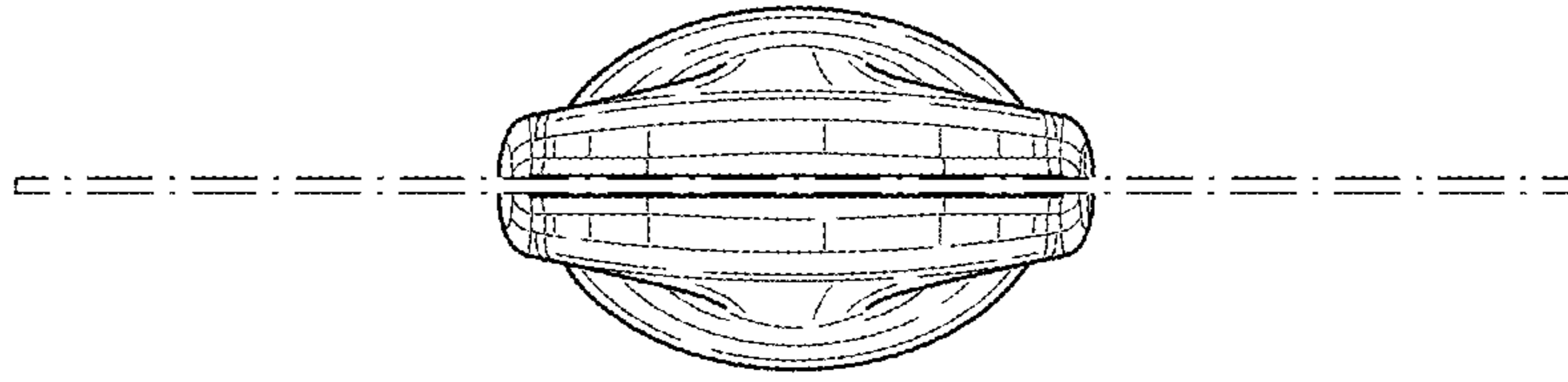


FIG. 7

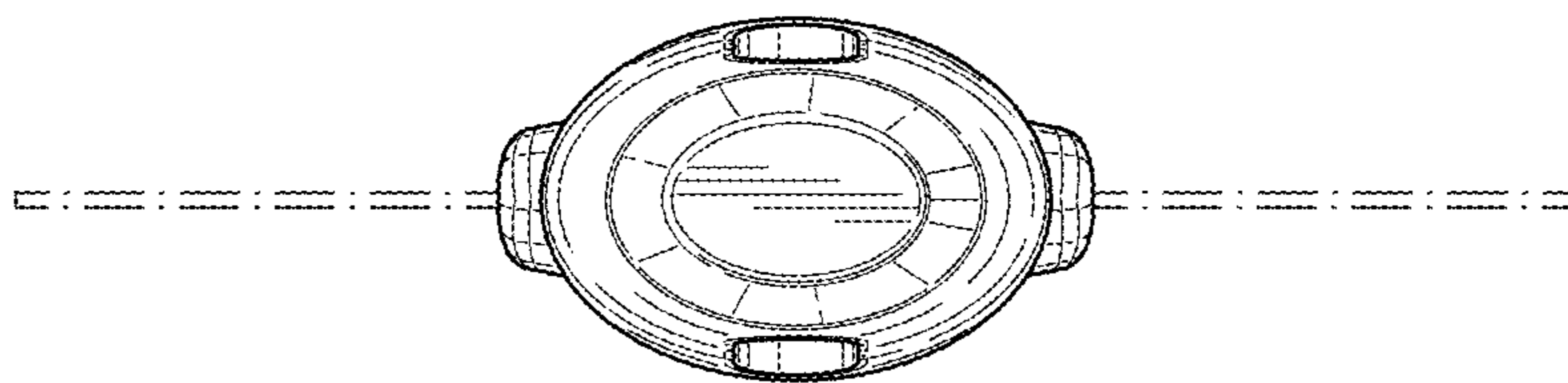


FIG. 8