



US0D1048817S

(12) **United States Design Patent**
Rollens

(10) **Patent No.:** **US D1,048,817 S**

(45) **Date of Patent:** **** Oct. 29, 2024**

- (54) **ASTRONAUT DRINKING GLASS**
- (71) Applicant: **Matthew Rollens**, Granite Bay, CA
(US)
- (72) Inventor: **Matthew Rollens**, Granite Bay, CA
(US)
- (*) Notice: Patent file contains an affidavit/declaration
under 37 CFR 1.130(b).
- (**) Term: **15 Years**
- (21) Appl. No.: **29/874,065**
- (22) Filed: **Apr. 13, 2023**
- (51) **LOC (14) Cl.** **07-01**
- (52) **U.S. Cl.**
USPC **D7/517**
- (58) **Field of Classification Search**
USPC D7/509, 514, 515, 516, 517, 519, 571,
D7/578, 591, 594, 595, 599; D9/601,
D9/607; D21/576, 596
CPC A47G 19/22; A47G 19/2205; A45F 3/16;
A45F 3/18; B65D 81/365; B65D
2583/0463
See application file for complete search history.

- D723,854 S * 3/2015 Giraldez D9/623
- D732,342 S * 6/2015 Liu D7/517
- D742,176 S * 11/2015 Thun D7/509
- D770,229 S * 11/2016 Weber D7/517
- D973,443 S * 12/2022 Bader D7/517

OTHER PUBLICATIONS

NASA Astronaut Glasses Set| posted at Amazon.com, posted on Sep. 13, 2022 © 1996-2024 Amazon.com, [online], [site visited Jun. 28, 2024]. Available from Internet, <URL:https://www.amazon.com/Astronaut-Iridescent-Drinkware-Enthusiasts-Capacity/dp/B0BF4978J4/> (Year: 2022).*

* cited by examiner

Primary Examiner — Andrew Kerr

(57) **CLAIM**

The ornamental design for an astronaut drinking glass, as shown and described.

DESCRIPTION

FIG. 1 is a top-front-right perspective view of an astronaut drinking glass showing my new design; FIG. 2 is a bottom-rear-left perspective view thereof; FIG. 3 is a front elevational view thereof; FIG. 4 is a rear elevational view thereof; FIG. 5 is a left-side elevational view thereof; FIG. 6 is a right-side elevational view thereof; FIG. 7 is a top plan view thereof; and, FIG. 8 is a bottom plan view thereof.

1 Claim, 8 Drawing Sheets

(56) **References Cited**

U.S. PATENT DOCUMENTS

- D719,406 S * 12/2014 Mason D7/517
- D720,185 S * 12/2014 Kaiser D7/509

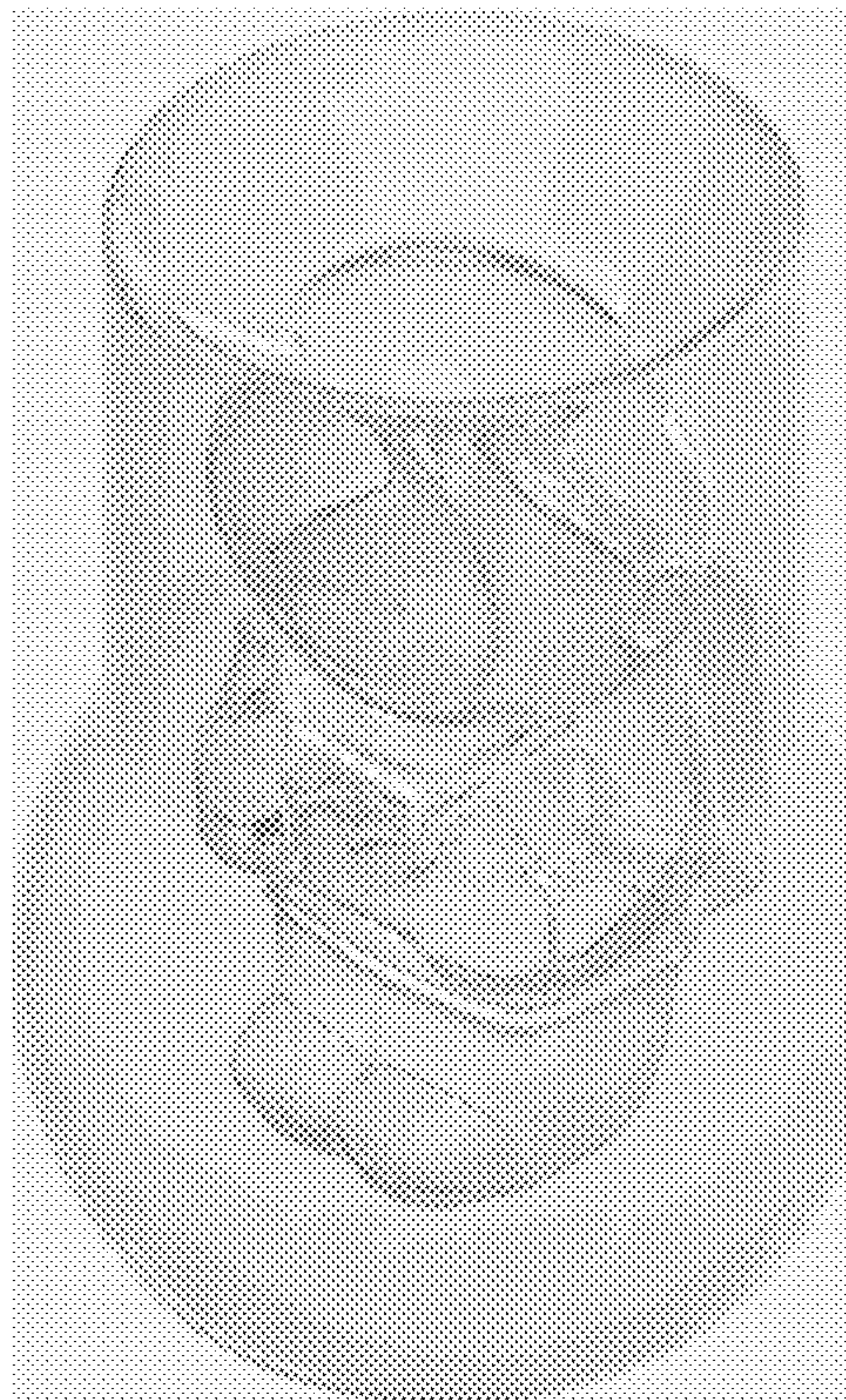




FIG. 1

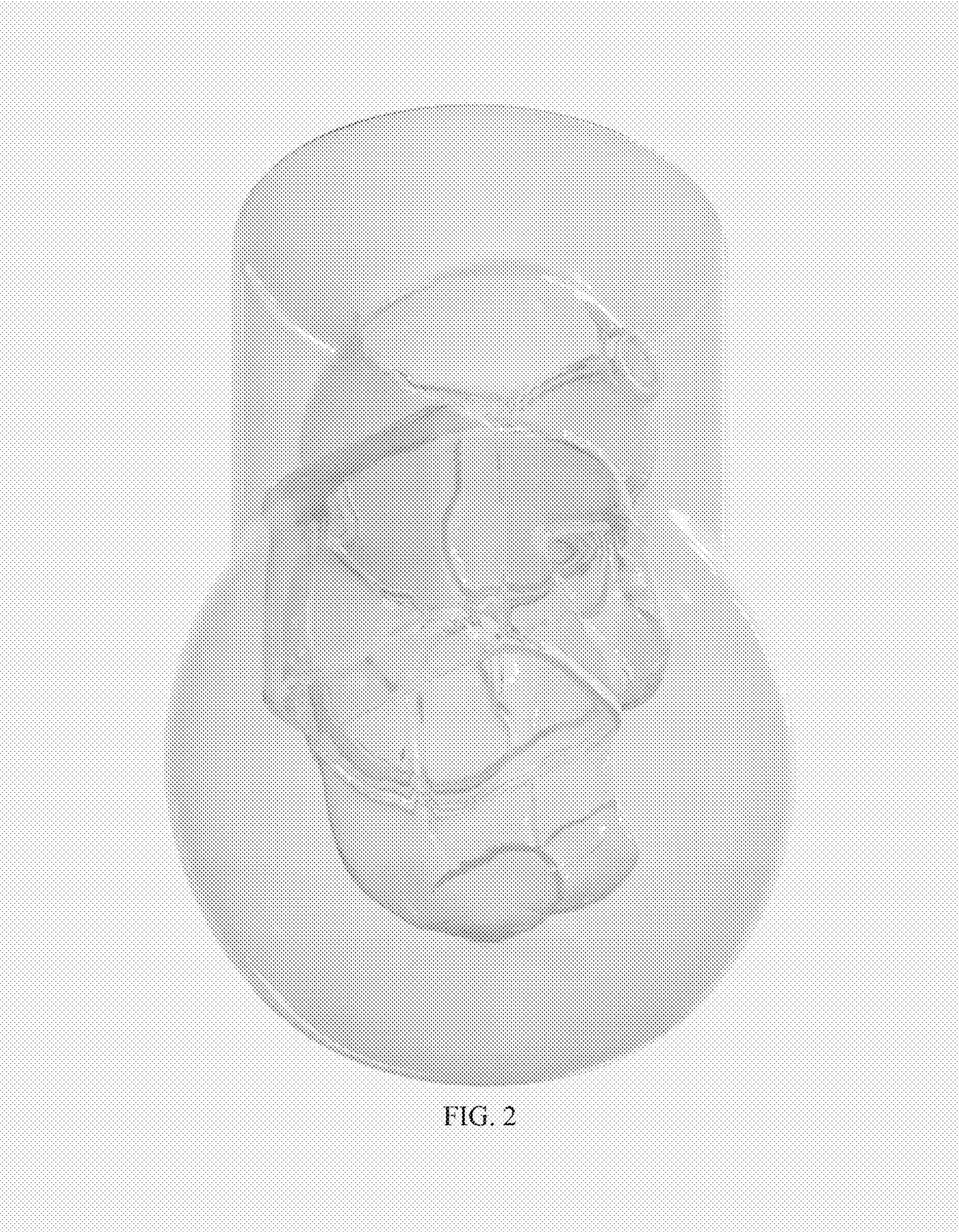


FIG. 2




FIG. 3

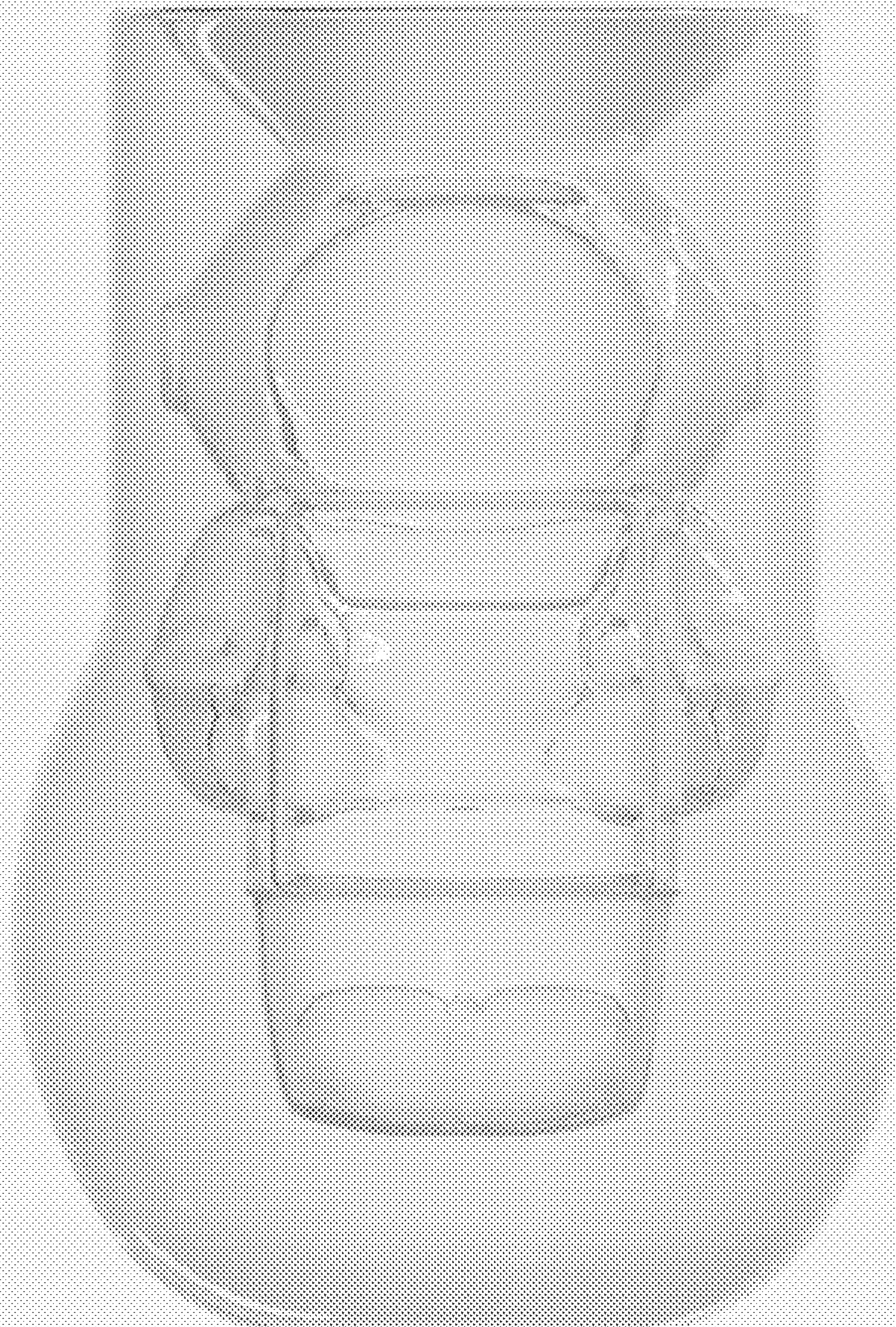


FIG. 4




FIG. 5




FIG. 6




FIG. 7




FIG. 8