



US0D1048726S

(12) **United States Design Patent** (10) **Patent No.:** **US D1,048,726 S**  
**An et al.** (45) **Date of Patent:** **\*\* Oct. 29, 2024**

(54) **BRUSH HEAD**

FOREIGN PATENT DOCUMENTS

(71) Applicants: **QINGDAO HAIER INNOVATION TECHNOLOGY CO., LTD.**, Shandong (CN); **HAIER SMART HOME CO., LTD.**, Shandong (CN)

CN 307098121 S 2/2022  
CN 307103341 \* 2/2022  
CN 307103342 \* 2/2022

OTHER PUBLICATIONS

(72) Inventors: **Hui An**, Shandong (CN); **Shu Zhou**, Shandong (CN); **Zhaojun Fei**, Shandong (CN); **Zuowei Yi**, Shandong (CN); **Fei Qin**, Shandong (CN); **Zhiqun Feng**, Shandong (CN); **Linkang Yang**, Shandong (CN); **Min Ge**, Shandong (CN)

Yitahome Dog Grooming Kit, posted Sep. 6, 2023 [online], [retrieved Feb. 27, 2024]. Retrieved from internet, <https://www.amazon.com/dp/B0CHFPRVH7/?th=1> (Year: 2023).\*  
Office action from Chinese Application No. 2021301143662. dated May 18, 2021.

(Continued)

*Primary Examiner* — Alison M Ofstun  
*Assistant Examiner* — Evin F Ershock

(73) Assignees: **QINGDAO HAIER INNOVATION TECHNOLOGY CO., LTD.**, Qingdao (CN); **HAIER SMART HOME CO., LTD.**, Qingdao (CN)

(74) *Attorney, Agent, or Firm* — Westbridge IP LLC

(57) **CLAIM**

(\*\*) Term: **15 Years**

The ornamental design for a brush head, as shown and described.

(21) Appl. No.: **29/829,254**

**DESCRIPTION**

(22) Filed: **Mar. 3, 2022**

(51) **LOC (14) Cl.** ..... **30-10**

(52) **U.S. Cl.**  
USPC ..... **D4/127; D30/158**

(58) **Field of Classification Search**  
USPC ..... D4/100, 102, 114, 116, 130, 132, 134, D4/138, 199, 127; D24/200, 214, 215;  
(Continued)

FIG. 1 is a front-right-top perspective view of a brush head, showing our new design;  
FIG. 2 is a rear-left-top perspective view thereof;  
FIG. 3 is a bottom front perspective view thereof;  
FIG. 4 is a front view thereof;  
FIG. 5 is a rear view thereof;  
FIG. 6 is a right-side view thereof;  
FIG. 7 is a left-side view thereof;  
FIG. 8 is a top view thereof;  
FIG. 9 is a bottom view thereof; and,  
FIG. 10 is an enlarged view of portion "10" shown in FIG. 1.

(56) **References Cited**

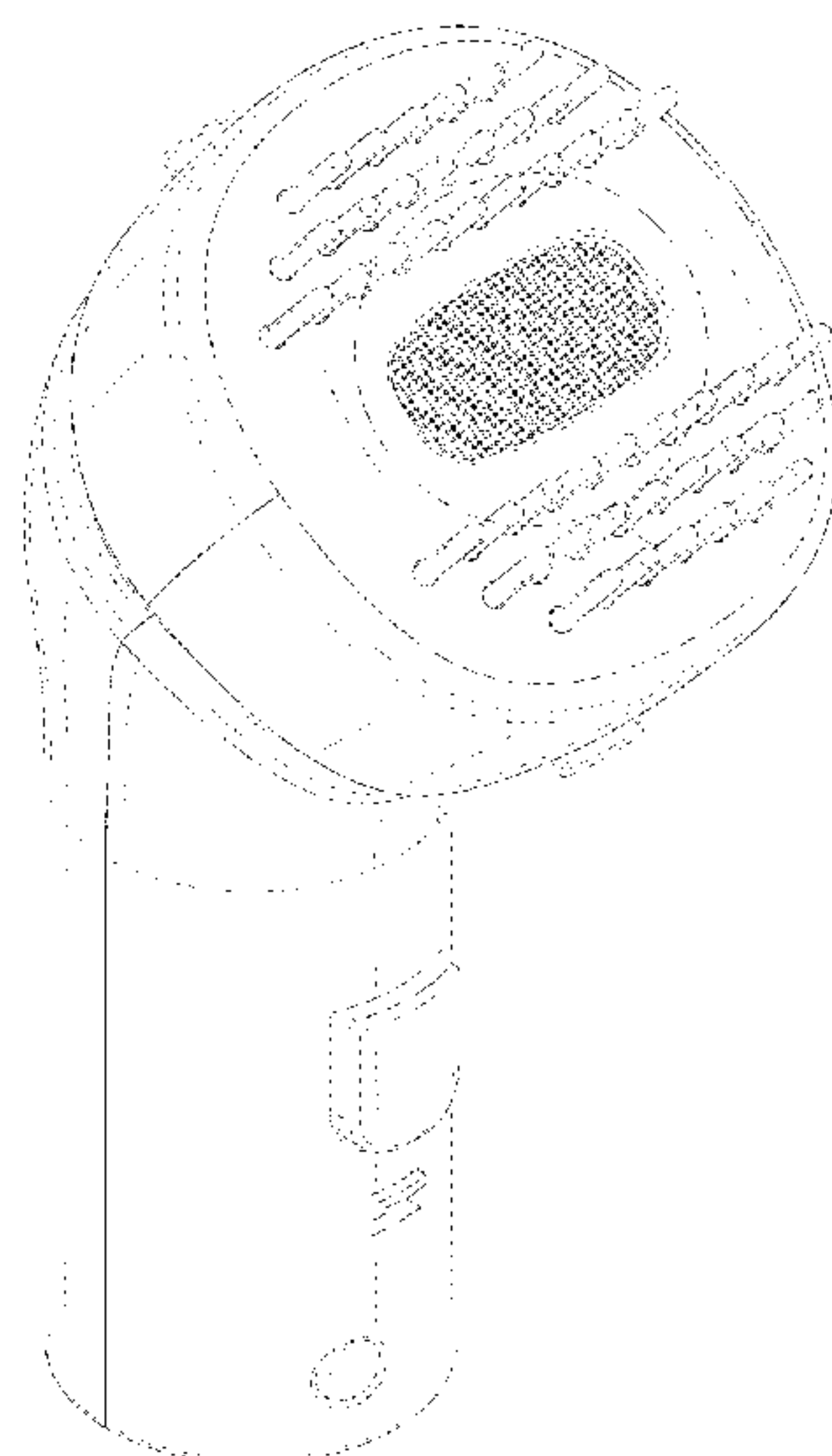
U.S. PATENT DOCUMENTS

2,594,189 A \* 4/1952 MacFarland ..... A47L 9/0673 15/400  
3,574,885 A \* 4/1971 Jones ..... A46B 15/0053 15/375

The broken lines in the figures illustrate portions of the brush head, and form no part of the claimed design. The dot-dash broken lines seen in FIGS. 1 and 10 are for the purpose of enlarged view indicators, and form no part of the claimed design.

(Continued)

**1 Claim, 10 Drawing Sheets**



10

(58) **Field of Classification Search**

USPC .... D30/158, 159; D32/1, 17, 18, 19, 20, 25,  
D32/31, 32, 33, 35  
CPC .... A01K 13/00; A01K 13/001; A01K 13/002;  
A01K 13/003; A46B 3/00; A46B 3/02;  
A46B 3/08; A46B 5/00; A46B 5/02;  
A46B 5/021; A46B 5/023; A46B 5/025;  
A46B 5/026; A46B 5/027; A46B 7/00;  
A46B 7/04; A46B 7/042; A46B 7/044;  
A46B 9/00; A46B 9/02; A46B 9/023;  
A46B 11/00; A46B 11/0006; A46B  
11/001; A46B 11/0082; A46B 11/06;  
A46B 11/063; A46B 11/08; A46B 13/00;  
A46B 13/02; A46B 15/00; A46B  
15/0002; A46B 15/003; A46B 15/0053;  
A46B 15/0075; A46B 2200/00; A46B  
2200/10; A46B 2200/1086; A46B  
2200/1093; A46B 2200/30; A46B  
2200/3033; A46B 2200/3053; A47L 9/06;  
A47L 9/0673

See application file for complete search history.

(56)

**References Cited**

U.S. PATENT DOCUMENTS

D357,810 S \* 5/1995 Evans ..... D4/114  
D389,618 S \* 1/1998 Rosen ..... D32/33  
6,367,421 B1 \* 4/2002 Deacon ..... A01K 13/002  
119/603  
D576,363 S \* 9/2008 Reiner ..... D32/17  
D592,365 S \* 5/2009 Massip ..... D32/17  
D595,461 S \* 6/2009 Massip ..... D32/17  
D595,964 S \* 7/2009 Choi ..... D4/114  
D622,457 S \* 8/2010 Choi ..... D32/17  
D670,454 S \* 11/2012 Sherk, Jr. .... D30/158  
D703,879 S \* 4/2014 Green ..... D32/33  
D852,443 S \* 6/2019 Martin ..... D32/33  
D961,866 S \* 8/2022 Bae ..... D32/17  
D997,468 S \* 8/2023 Wang ..... D30/158

OTHER PUBLICATIONS

Office action from Chinese Application No. 2021301143662. dated  
Aug. 31, 2021.

\* cited by examiner

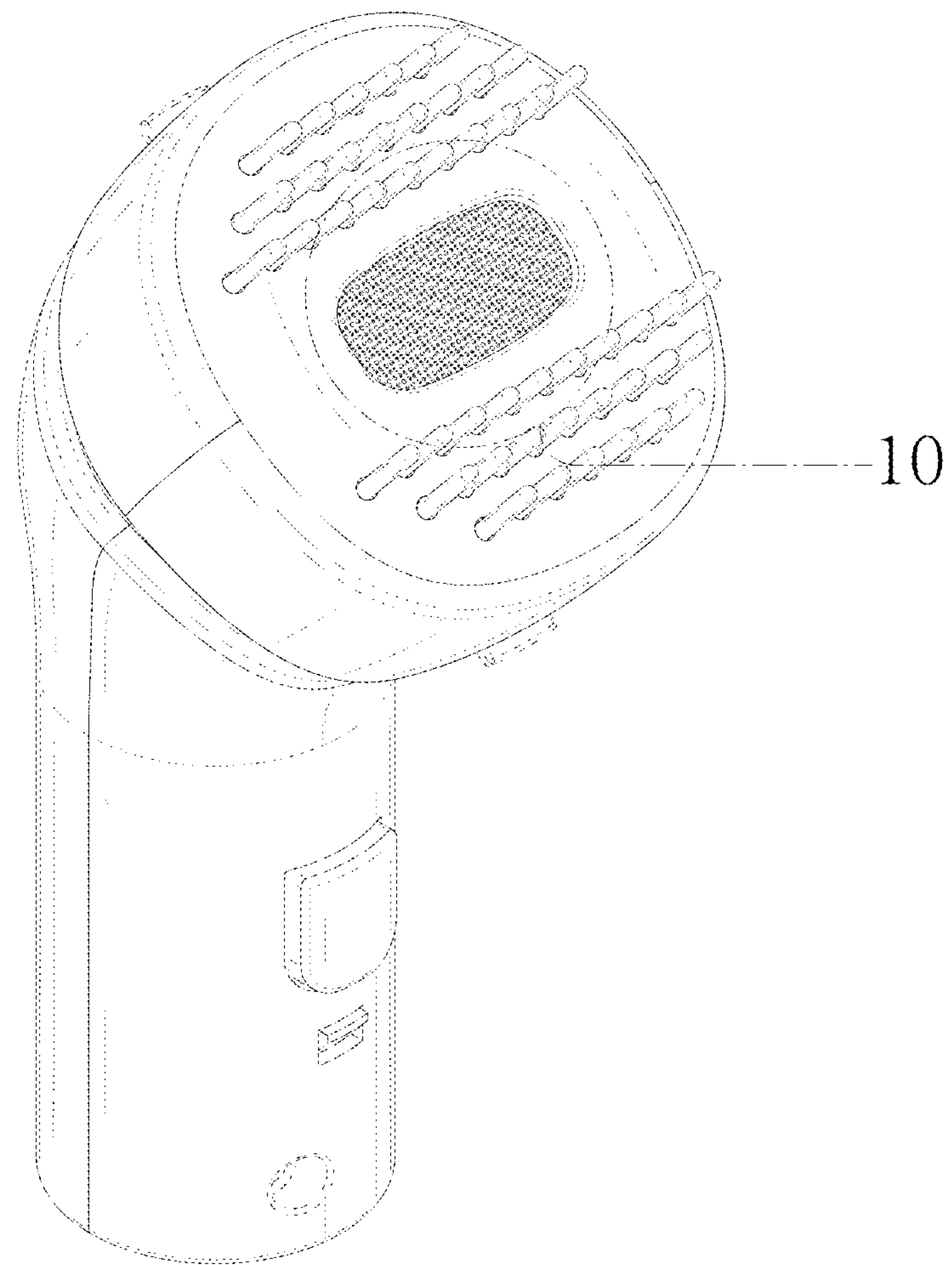


FIG. 1

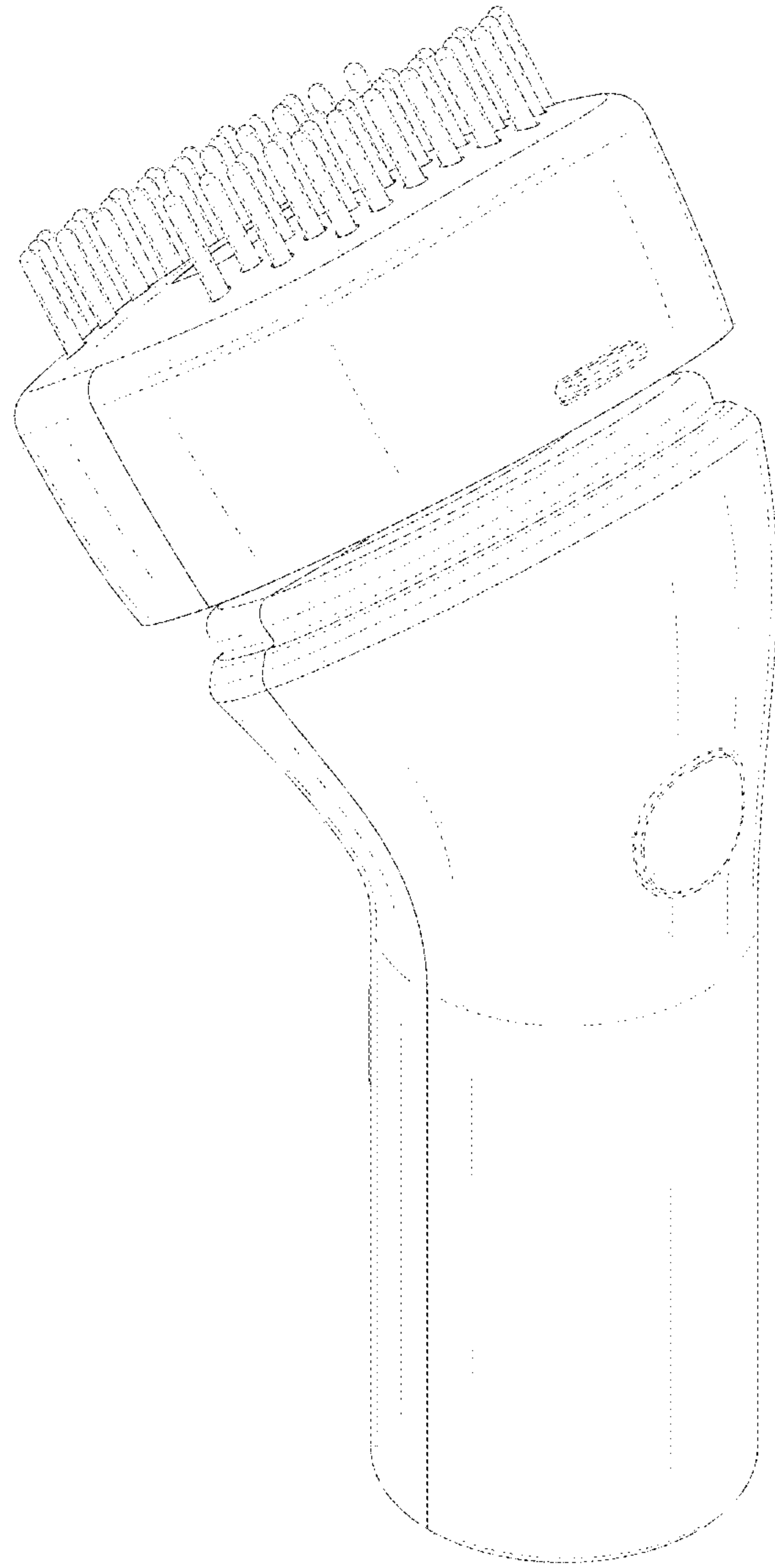


FIG. 2

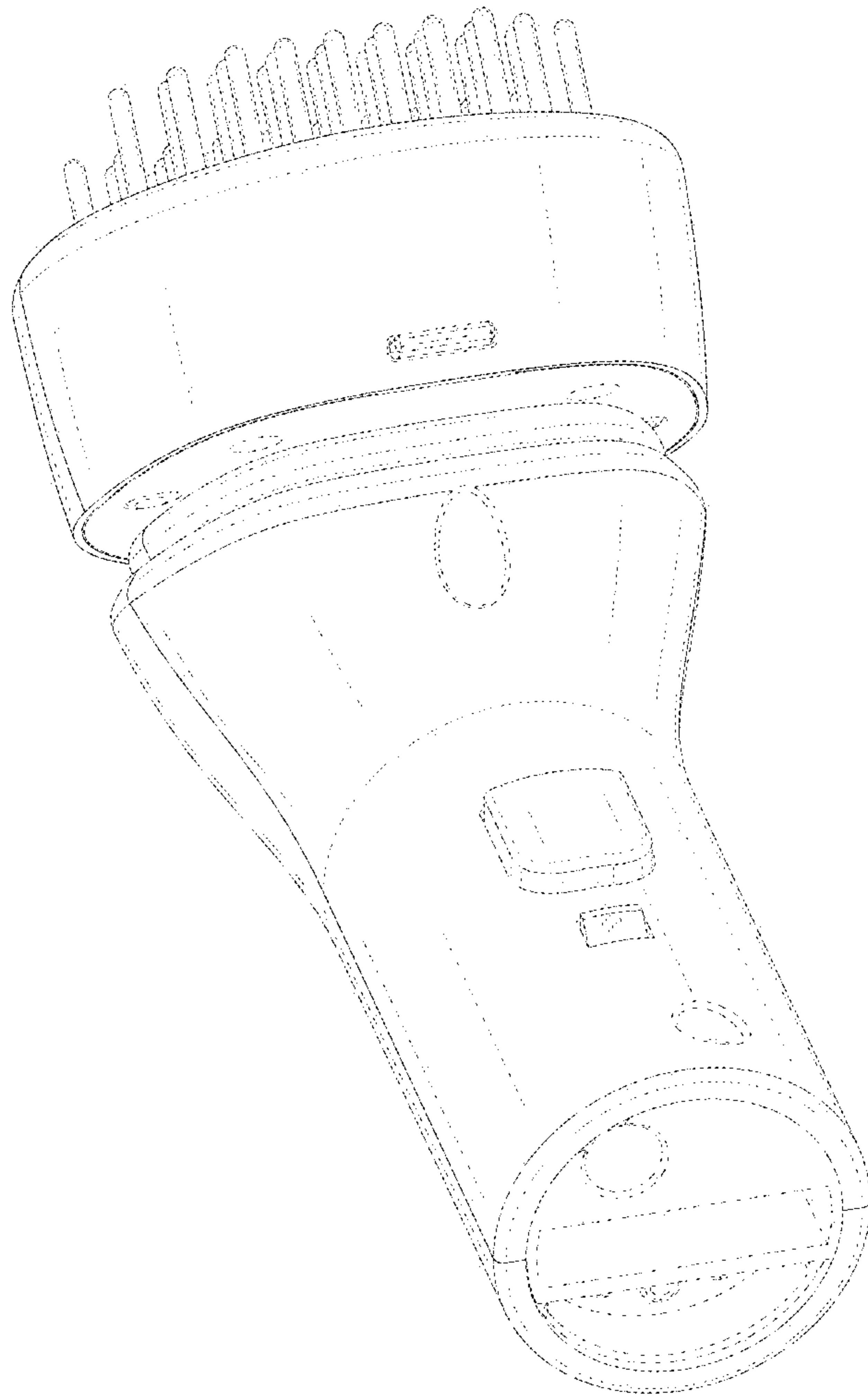


FIG. 3



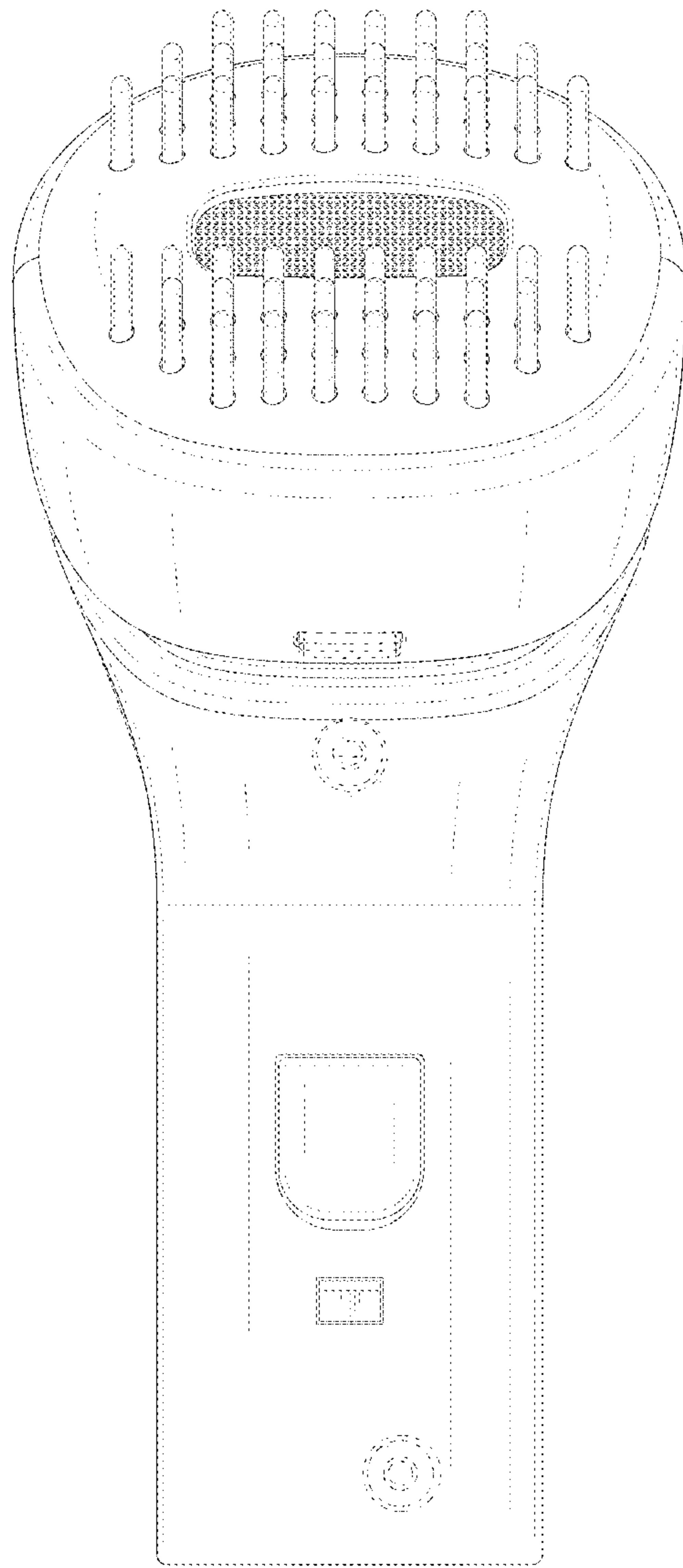


FIG. 4

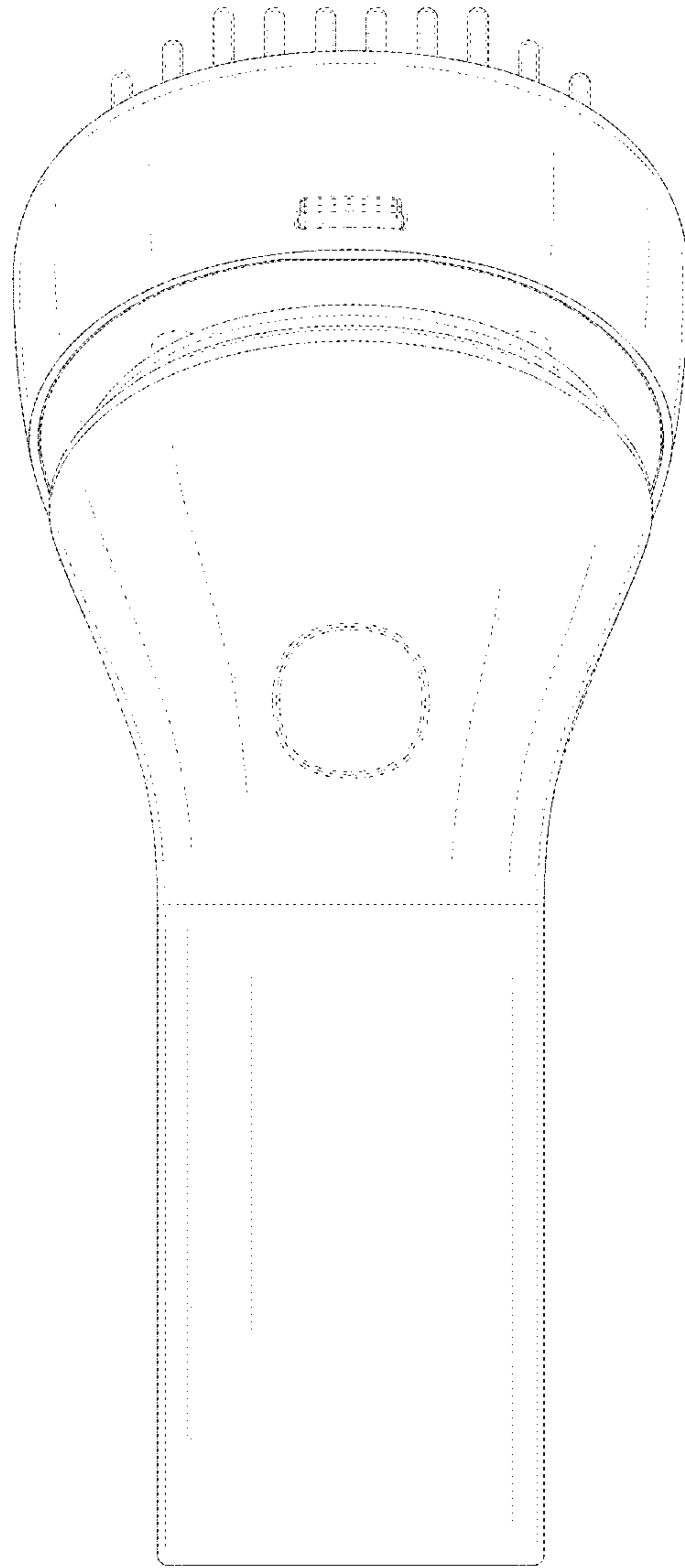


FIG. 5

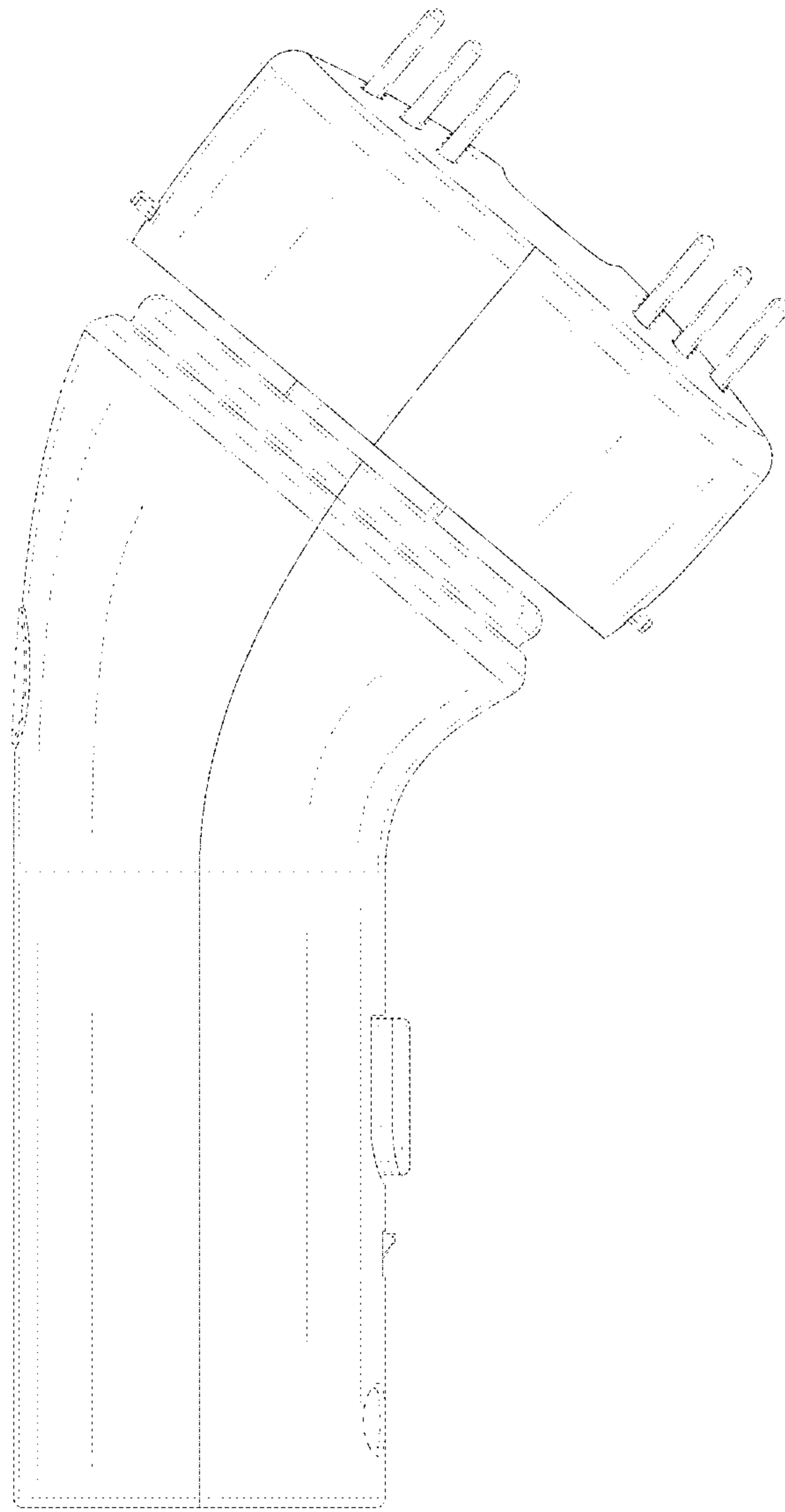


FIG. 6



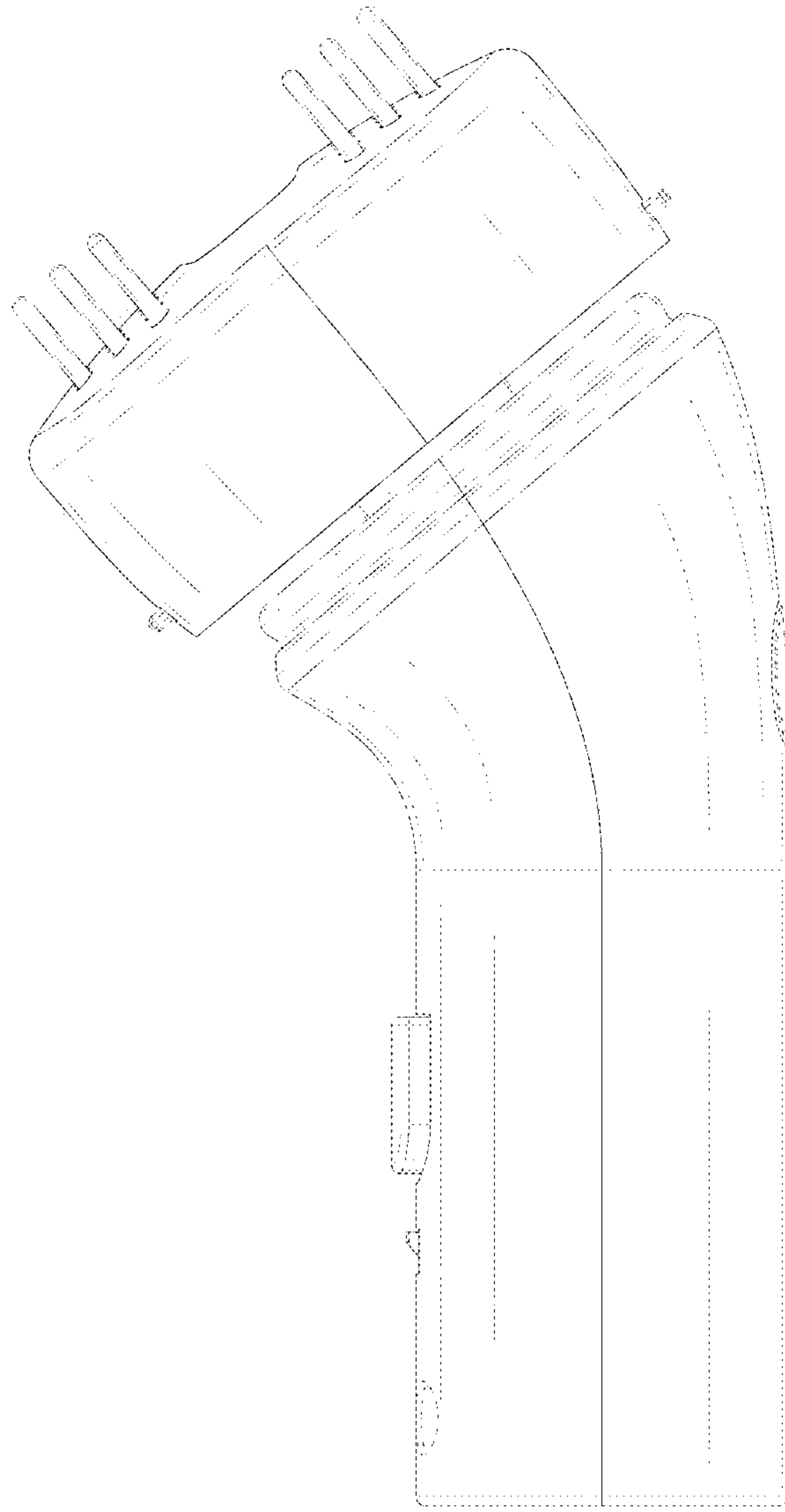


FIG. 7

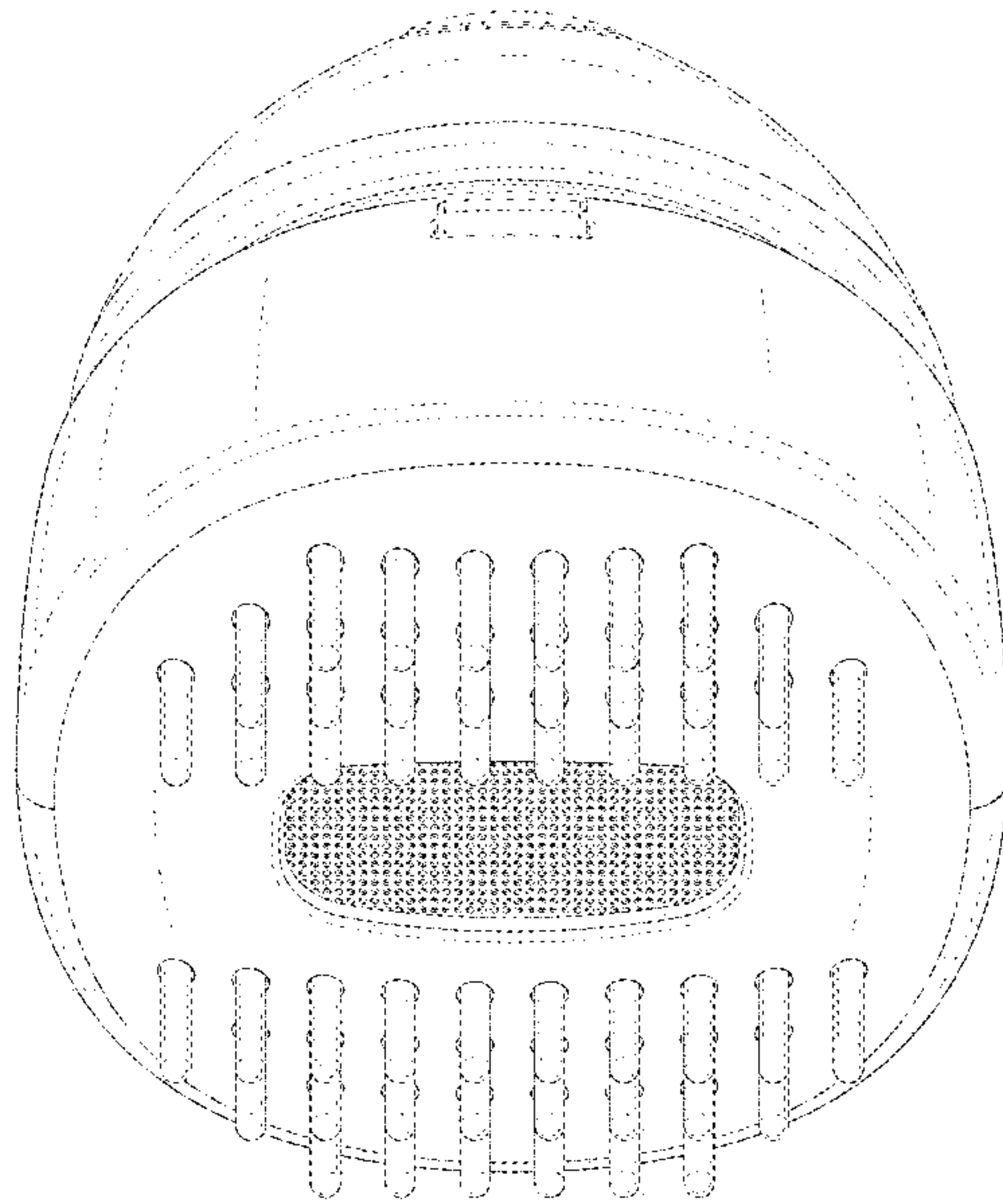


FIG. 8

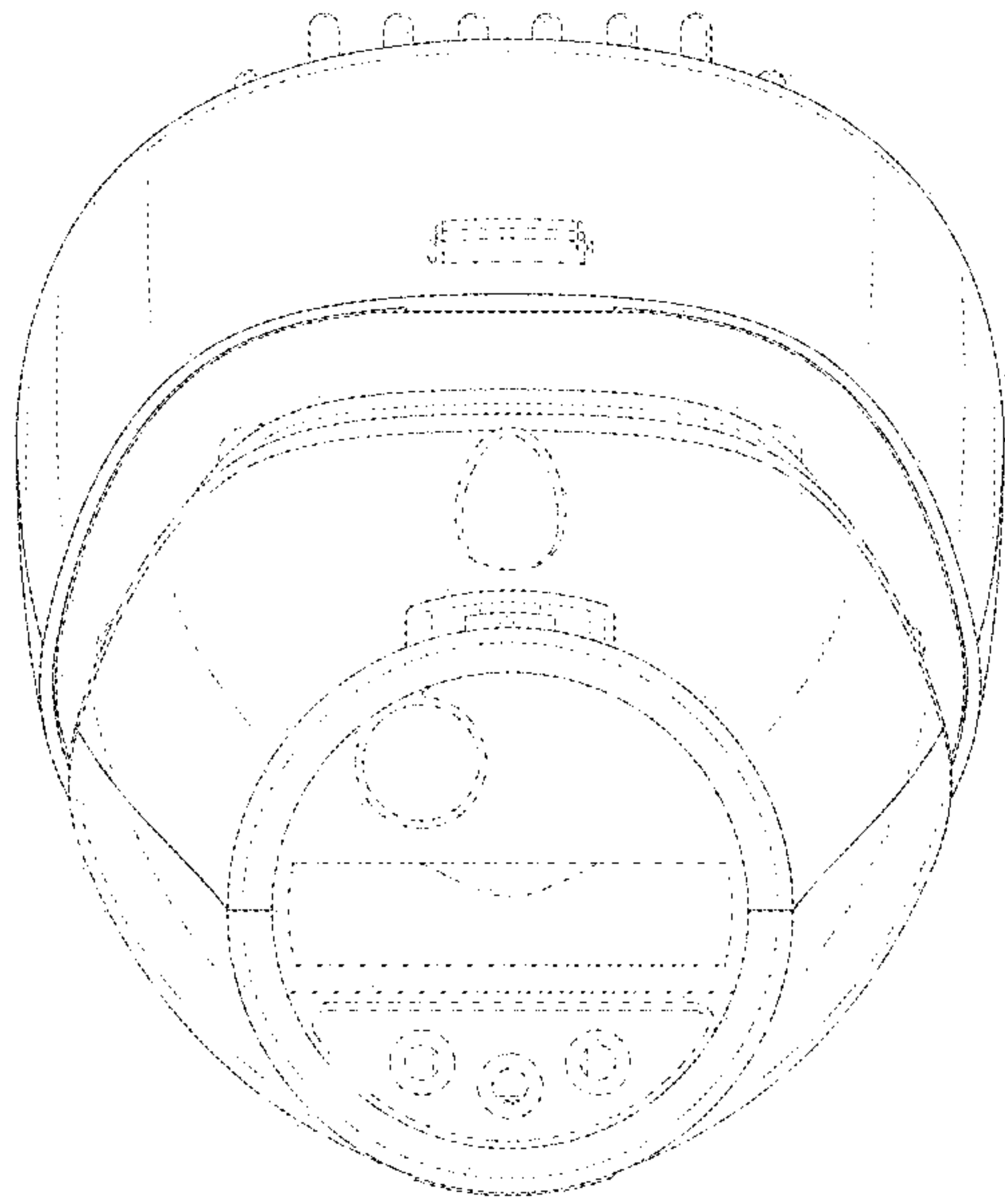


FIG. 9

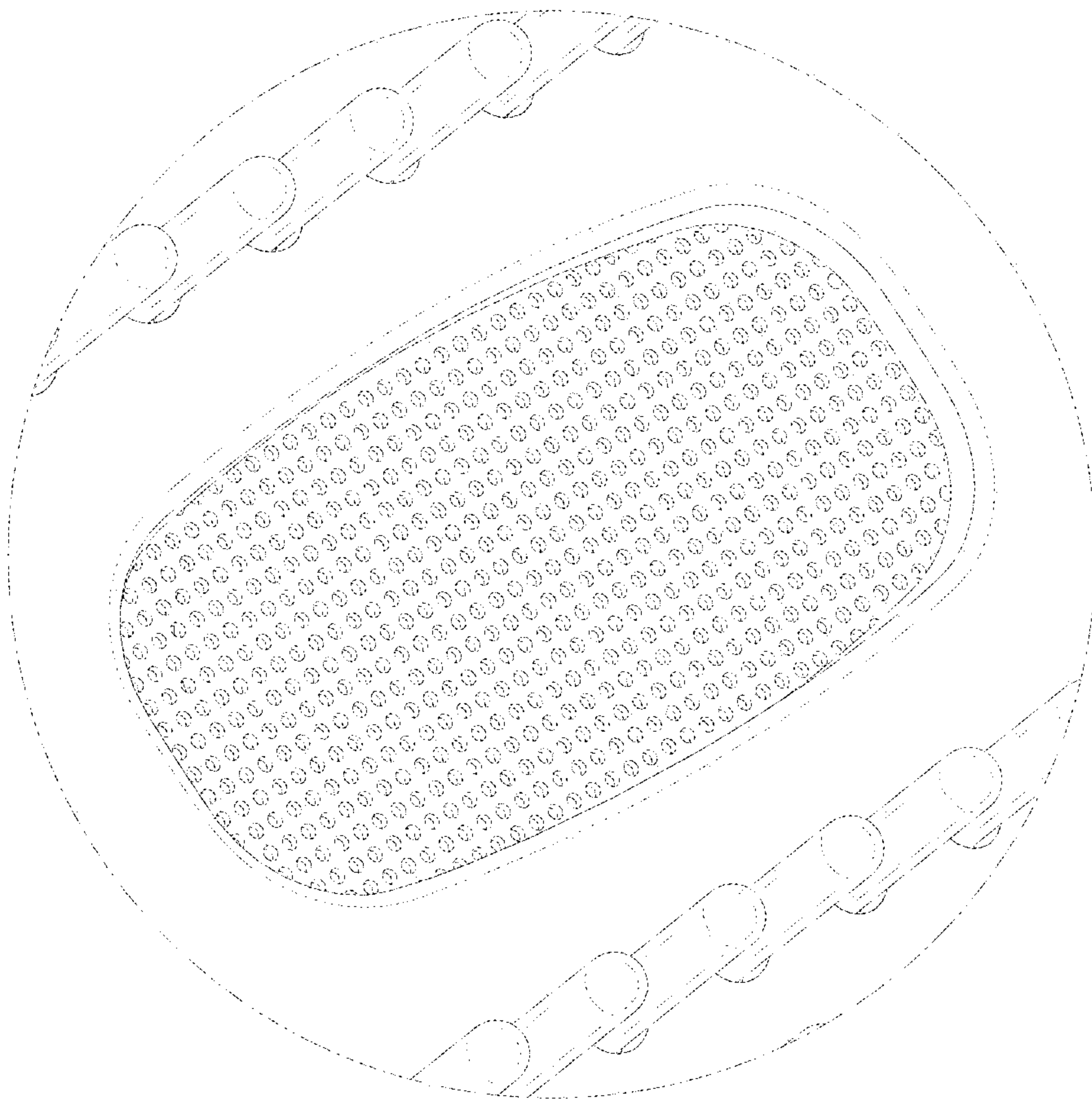


FIG. 10