



US0D1048662S

(12) **United States Design Patent** (10) **Patent No.:** **US D1,048,662 S**
Martin et al. (45) **Date of Patent:** **** Oct. 29, 2024**

(54) **SANDAL**
(71) Applicant: **ROTHY'S, INC.**, San Francisco, CA (US)
(72) Inventors: **William Roth Martin**, San Francisco, CA (US); **La Vion Gibson**, San Francisco, CA (US)
(73) Assignee: **ROTHY'S, INC.**, San Francisco, CA (US)
(**) Term: **15 Years**
(21) Appl. No.: **29/729,435**
(22) Filed: **Mar. 26, 2020**
(51) **LOC (14) Cl.** **02-04**
(52) **U.S. Cl.**
USPC **D2/916**
(58) **Field of Classification Search**
USPC D2/896-900, 916-926, 946, 969
CPC A43B 3/12; A43B 1/10; A43B 3/10; A43B 3/102-106
See application file for complete search history.

D676,633 S * 2/2013 Doherty D2/917
D694,996 S 12/2013 Rayko
D711,077 S 8/2014 Bell
D783,953 S * 4/2017 Zohner D2/916
D789,661 S 6/2017 Slimane
D819,306 S 6/2018 Pina
D827,258 S 9/2018 Pina
D907,902 S 1/2021 Kim
D964,001 S * 9/2022 McClaskie D2/917

* cited by examiner
Primary Examiner — Rashida C. Walshon
(74) *Attorney, Agent, or Firm* — ArentFox Schiff LLP

(57) **CLAIM**

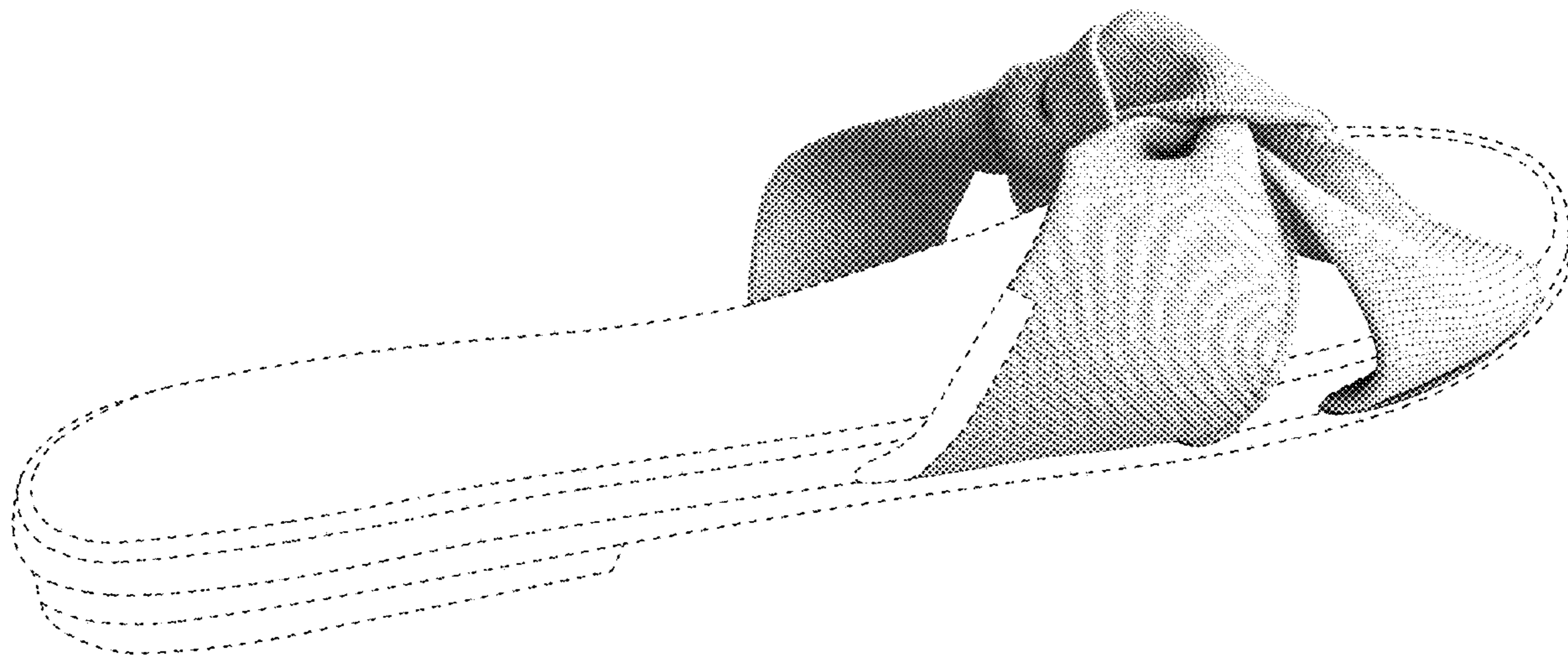
The ornamental design for a sandal as shown and described.

DESCRIPTION

FIG. 1 is front right perspective view showing our new design;
FIG. 2 is front view of the design shown in FIG. 1;
FIG. 3 is a rear view of the design shown in FIG. 1;
FIG. 4 is a left side view of the design shown in FIG. 1;
FIG. 5 is a right side view of the design shown in FIG. 1;
FIG. 6 is a top view of the design shown in FIG. 1; and,
FIG. 7 is a bottom view of the design shown in FIG. 1.
The broken lines shown in the figures are included for the purpose of illustrating environmental structure of the sandal and form no part of the claimed design.

1 Claim, 7 Drawing Sheets

(56) **References Cited**
U.S. PATENT DOCUMENTS
D172,498 S * 6/1954 Gilmore D2/897
D179,536 S * 1/1957 Fillips D2/916
3,037,302 A * 6/1962 McDorman A43B 3/105
D2/916
D550,935 S 9/2007 Issler



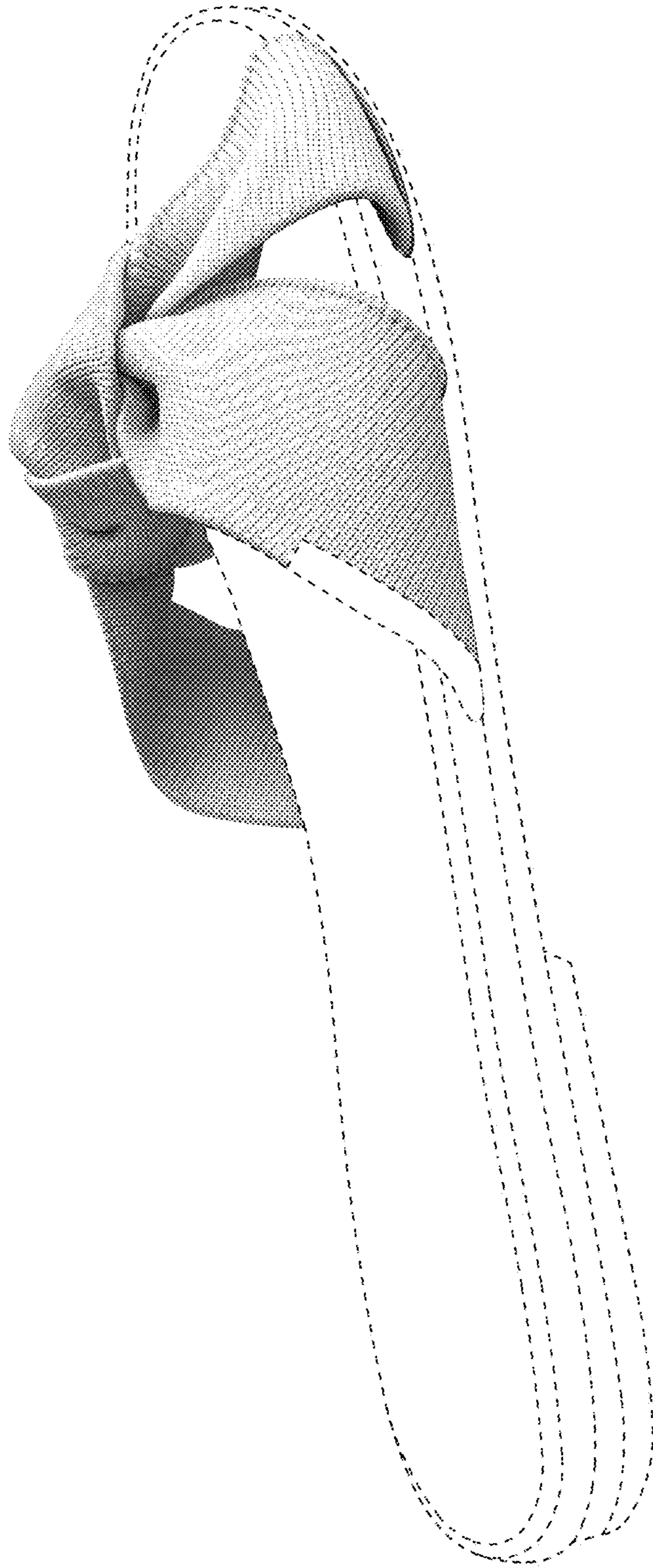


FIG. 1

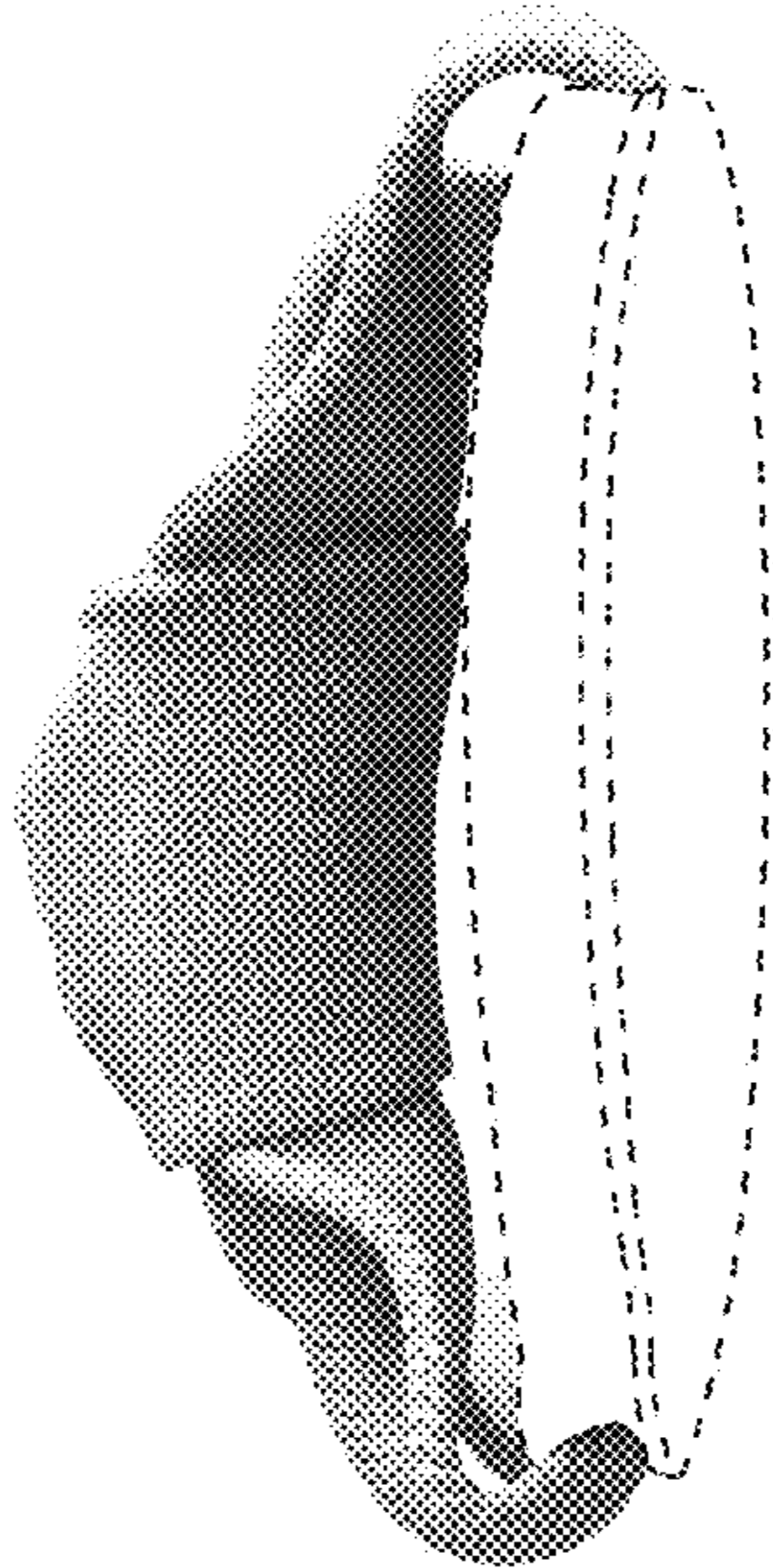


FIG. 2




FIG. 3

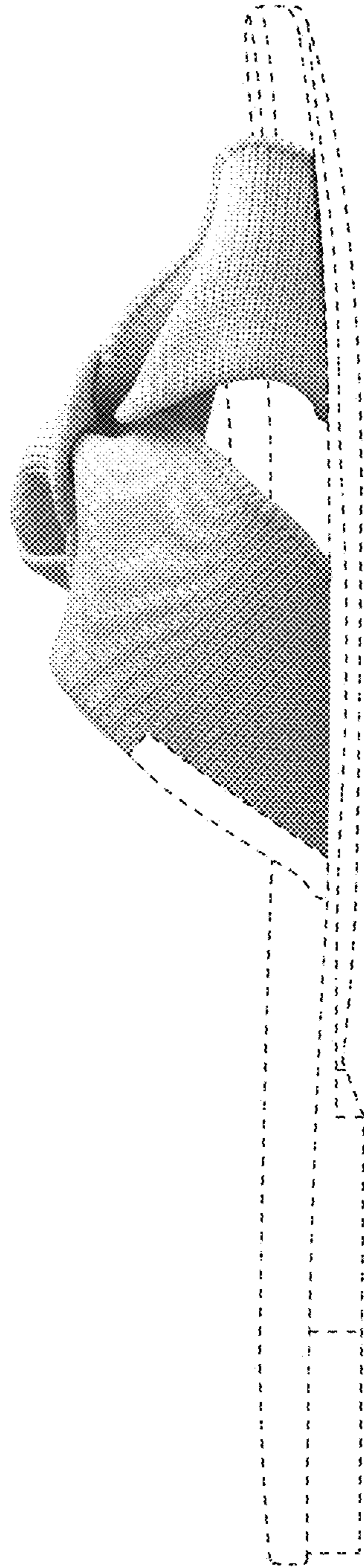


FIG. 4




FIG. 5




FIG. 6




FIG. 7