



US0D1048547S

(12) **United States Design Patent** (10) **Patent No.:** **US D1,048,547 S**
Yuan (45) **Date of Patent:** **** Oct. 22, 2024**

(54) **HAIR STRAIGHTENER**

FOREIGN PATENT DOCUMENTS

(71) Applicant: **Yufei Yuan**, Dongguan (CN)

NZ 417064-0001 * 5/2021

(72) Inventor: **Yufei Yuan**, Dongguan (CN)

OTHER PUBLICATIONS

(**) Term: **15 Years**

Hot Comb Electric with Clip [online], [site visited Aug. 20, 2024]. Available from internet, URL: <https://www.amazon.com/Electric-Straightening-Straightener-Pressing-Friendly/dp/B0CRSY6DWW/> (Year: 2024).*

(21) Appl. No.: **29/879,373**

(22) Filed: **Jul. 6, 2023**

* cited by examiner

(51) **LOC (14) Cl.** **28-03**

Primary Examiner — Cynthia Ramirez

(52) **U.S. Cl.**

Assistant Examiner — Xavier Marti-Santos

USPC **D28/35**

(58) **Field of Classification Search**

(57) **CLAIM**

USPC D28/9–11, 35, 37, 38; D4/100, 116–118, D4/121, 122, 123, 127–130, 132–136, D4/138

The ornamental design for a hair straightener as shown and described.

CPC ... A45D 1/00; A45D 1/02; A45D 1/04; A45D 1/14; A45D 1/16; A45D 1/20; A45D 1/28; A45D 2/00; A45D 2/001; A45D 2001/004

DESCRIPTION

See application file for complete search history.

FIG. 1 is a perspective view of a hair straightener showing my new design;

(56) **References Cited**

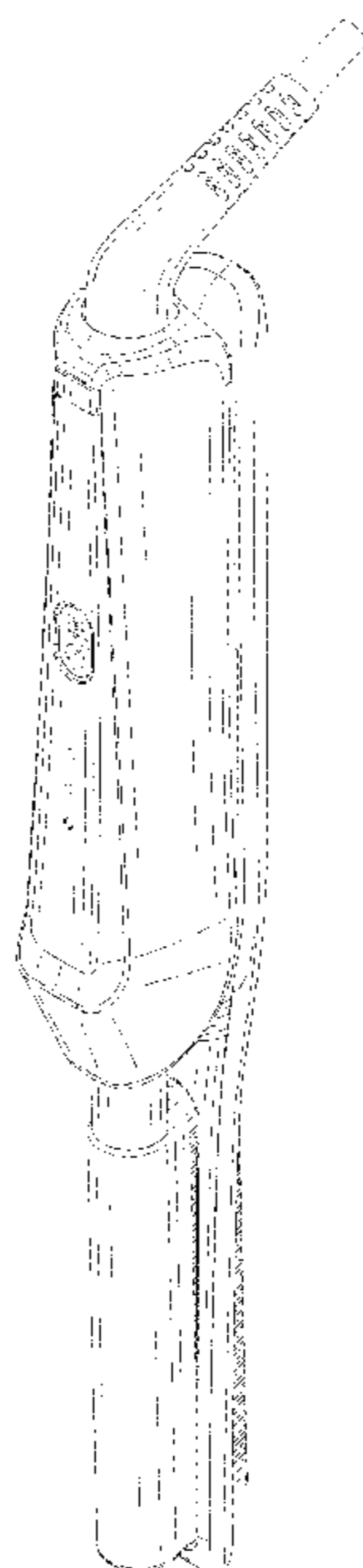
U.S. PATENT DOCUMENTS

D479,626 S *	9/2003	Colombo	D28/35
D489,482 S *	5/2004	Cho	D28/35
D606,253 S *	12/2009	Leung	D28/35
D670,433 S *	11/2012	Keong	D28/35
D678,609 S *	3/2013	Ragosta	D28/35
D747,038 S *	1/2016	Speh	D28/35
D851,832 S *	6/2019	Thomas	D28/35
D919,885 S *	5/2021	Liang	D28/35
D926,372 S *	7/2021	Liang	D28/35
D952,252 S *	5/2022	Yuan	D28/35
2008/0302378 A1 *	12/2008	Rizzieri	A45D 1/06 132/229
2013/0247934 A1 *	9/2013	Han	A45D 2/002 132/269

FIG. 2 is another perspective view thereof;
FIG. 3 is a front elevational view thereof;
FIG. 4 is a rear elevational view thereof;
FIG. 5 is a left side elevational view thereof;
FIG. 6 is a right side elevational view thereof;
FIG. 7 is a top plan view thereof;
FIG. 8 is a bottom plan view thereof;
FIG. 9 is an enlarged view of portion 9 shown in FIG. 2; and,
FIG. 10 is a perspective view of the hair straightener where the hair straightener is in a configuration of use.

The dash-dash broken lines in the drawings depict portions of the hair straightener that form no part of the claimed design. The dot-dash broken lines represent boundaries of the enlarged portion and form no part of the claimed design.

1 Claim, 10 Drawing Sheets



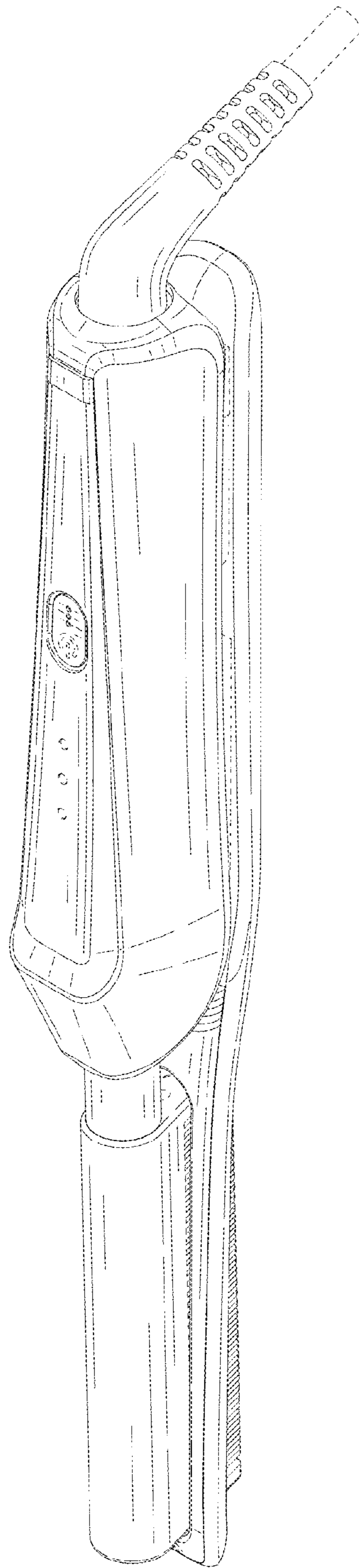


FIG. 1




FIG. 2

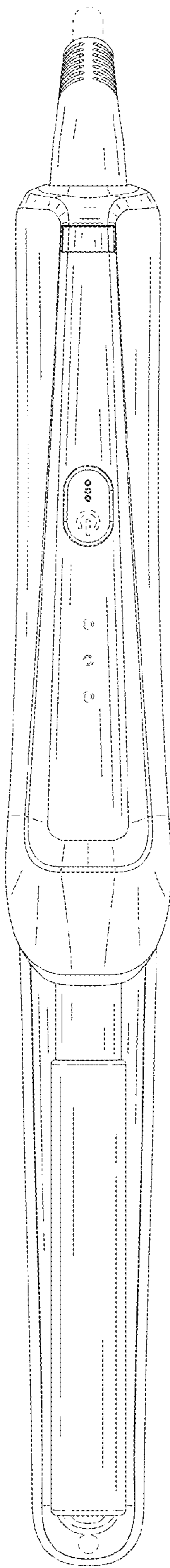


FIG. 3




FIG. 4

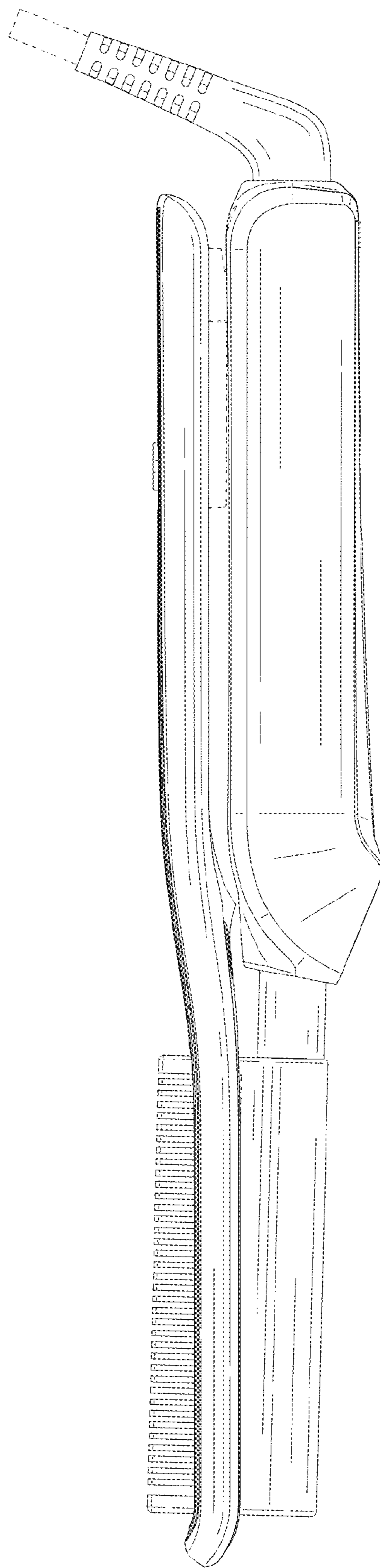


FIG. 5

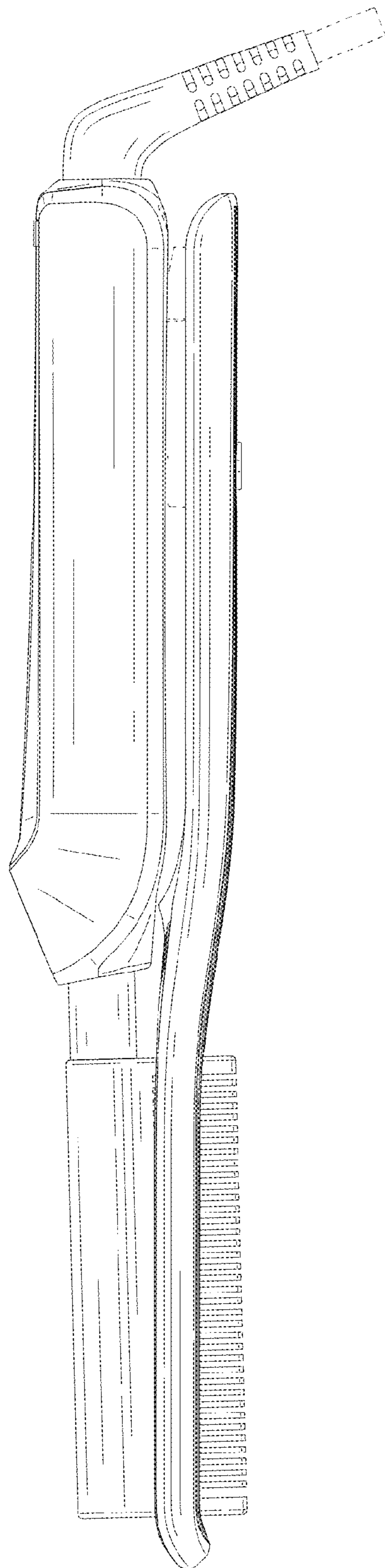


FIG. 6

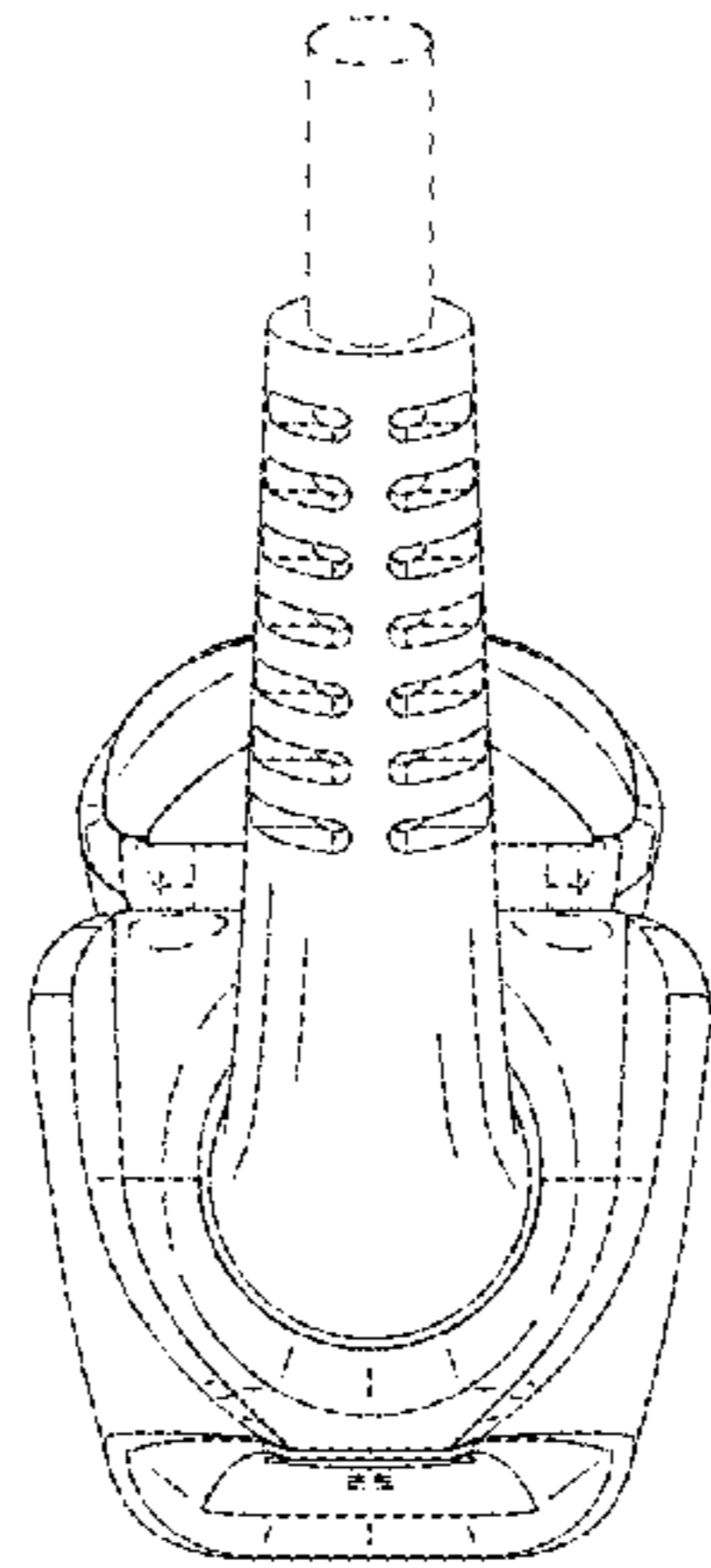


FIG. 7

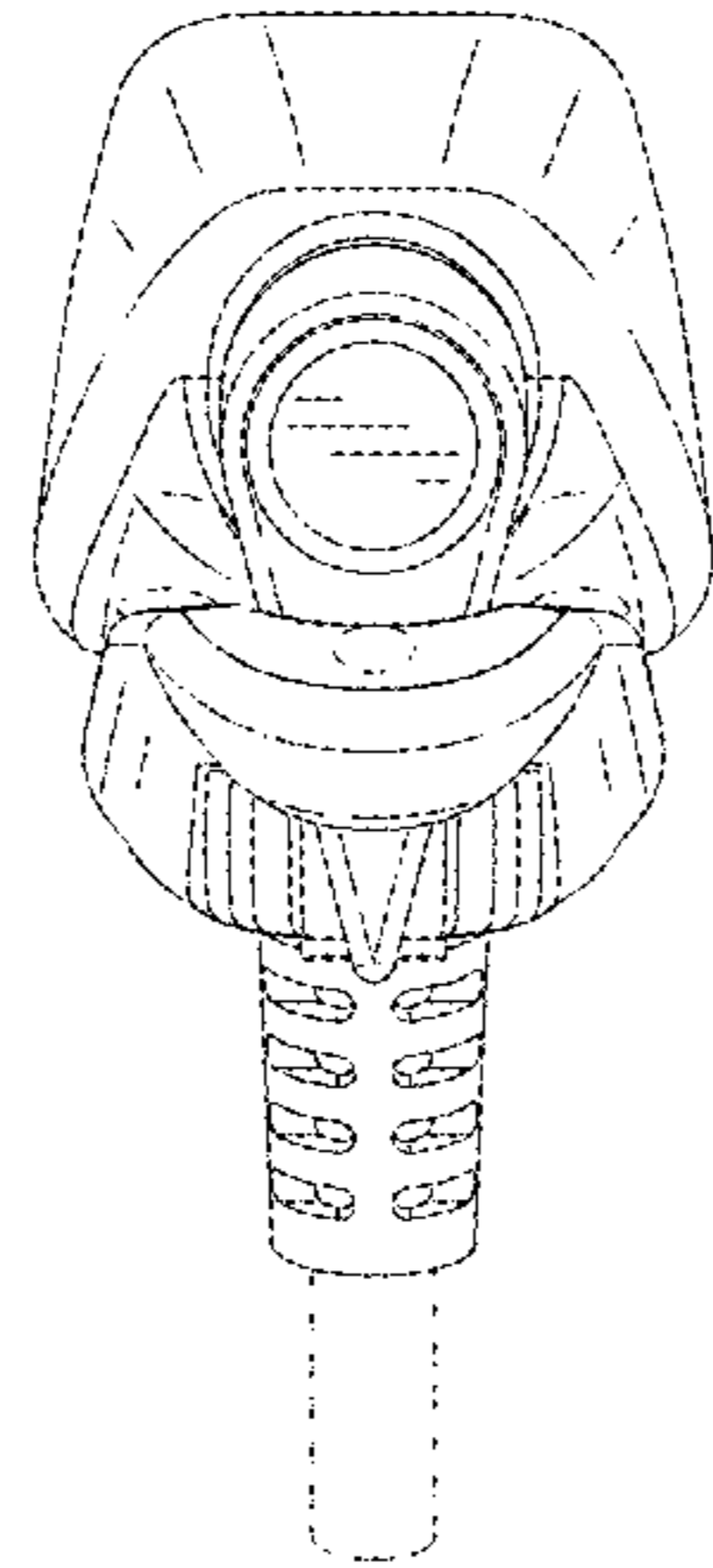


FIG. 8

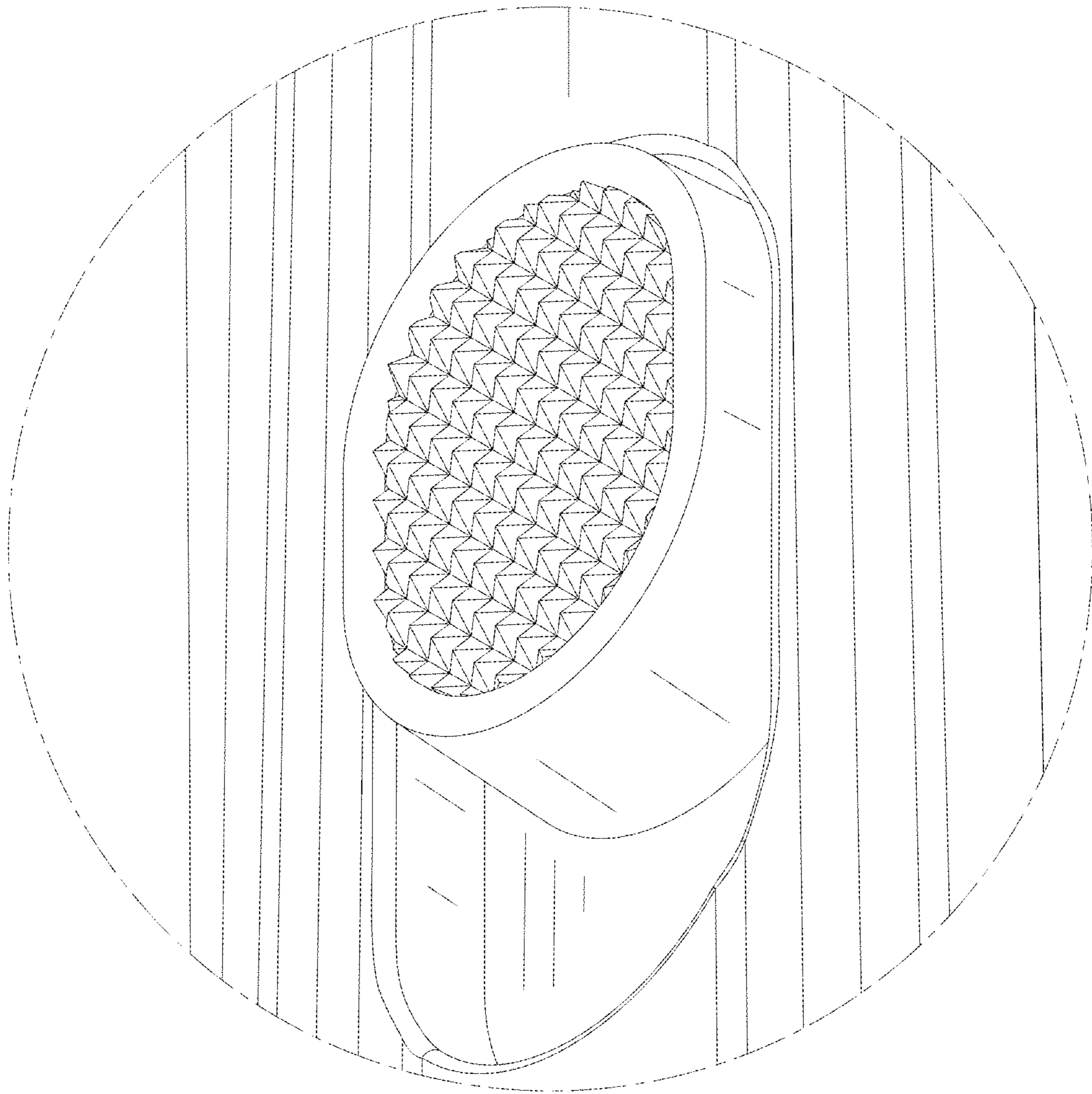


FIG. 9

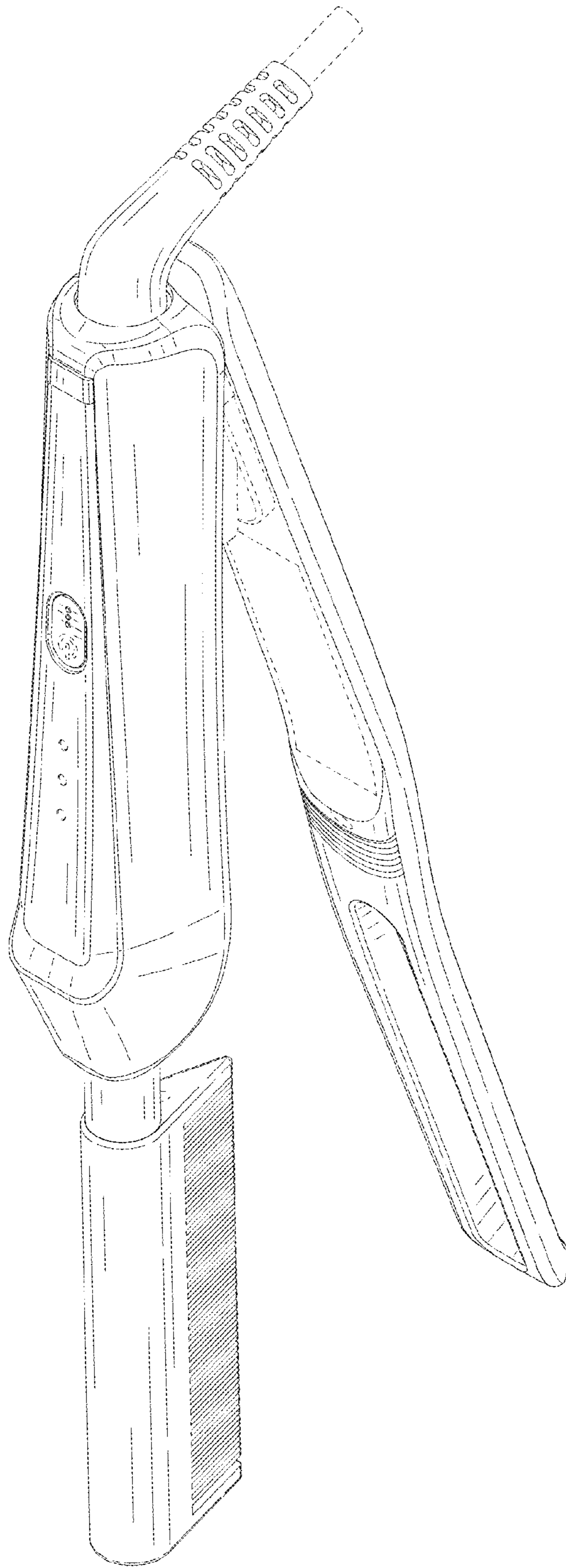


FIG. 10