



US0D1048361S

(12) **United States Design Patent** (10) **Patent No.:** **US D1,048,361 S**  
**Liu et al.** (45) **Date of Patent:** **\*\* Oct. 22, 2024**

(54) **NECK AIR CONDITIONER**

(71) Applicant: **Shenzhen Lanhe Technologies Co., Ltd.**, Shenzhen (CN)

(72) Inventors: **Gang Liu**, Guangdong (CN); **Rui Luo**, Guangdong (CN); **Mengxin Wang**, Guangdong (CN)

(73) Assignee: **Shenzhen Lanhe Technologies Co., Ltd.**, Shenzhen (CN)

(\*\*) Term: **15 Years**

(21) Appl. No.: **29/836,259**

(22) Filed: **Apr. 26, 2022**

(30) **Foreign Application Priority Data**

Oct. 27, 2021 (CN) ..... 202130705181.9  
Dec. 24, 2021 (CN) ..... 202130857590.0

(51) **LOC (14) Cl.** ..... **23-04**

(52) **U.S. Cl.**  
USPC ..... **D23/380**; D23/333; D23/370

(58) **Field of Classification Search**  
USPC ..... D14/188, 204, 205, 206, 223, 348, 358;  
D23/324, 325, 332-343, 351-354,  
D23/355-367, 370, 371, 380, 393;  
D32/24; D24/206

CPC ... A61L 9/00; A61L 9/03; A61L 9/032; A61L 9/035; A61L 9/04; A61L 9/05; A61L 9/12; A61L 9/14; A61L 9/20; A61L 9/22; A61L 9/012; A61L 9/015; A61L 9/048; A61L 9/122; A61L 9/127; A61L 9/205; A61L 2209/11; A61L 2209/14; A61L 2209/133; A61L 2209/134; A42B 3/281-286; F04D 29/424; F04D 29/4226; F04D 29/4246; F24F 1/02; F24F 1/04; F24F 1/38; F24F 1/027; F24F 1/0007; F24F 1/0071; F24F 1/008; F24F 1/0083; F24F 1/0087; F24F 1/0328; F24F 1/0355; F24F 5/00; F24F 5/0035; F24F 6/00; F24F 6/02; F24F 13/16; F24F 13/20;

F24F 13/082; F24F 13/084; F24F 8/00; F24F 8/30; F24F 8/40; F24F 8/50; F24F 8/183; Y10S 261/03; Y10S 261/04; Y10S 261/17; Y10S 261/31; Y10S

(Continued)

(56) **References Cited**

U.S. PATENT DOCUMENTS

D455,481 S \* 4/2002 Christianson ..... D23/351  
D457,945 S \* 5/2002 Pinchuk ..... D23/351

(Continued)

FOREIGN PATENT DOCUMENTS

CN 303404795 S 10/2015  
CN 306131912 S 10/2020

(Continued)

*Primary Examiner* — Gino Colan

*Assistant Examiner* — David OBrien

(74) *Attorney, Agent, or Firm* — Andrew C. Cheng

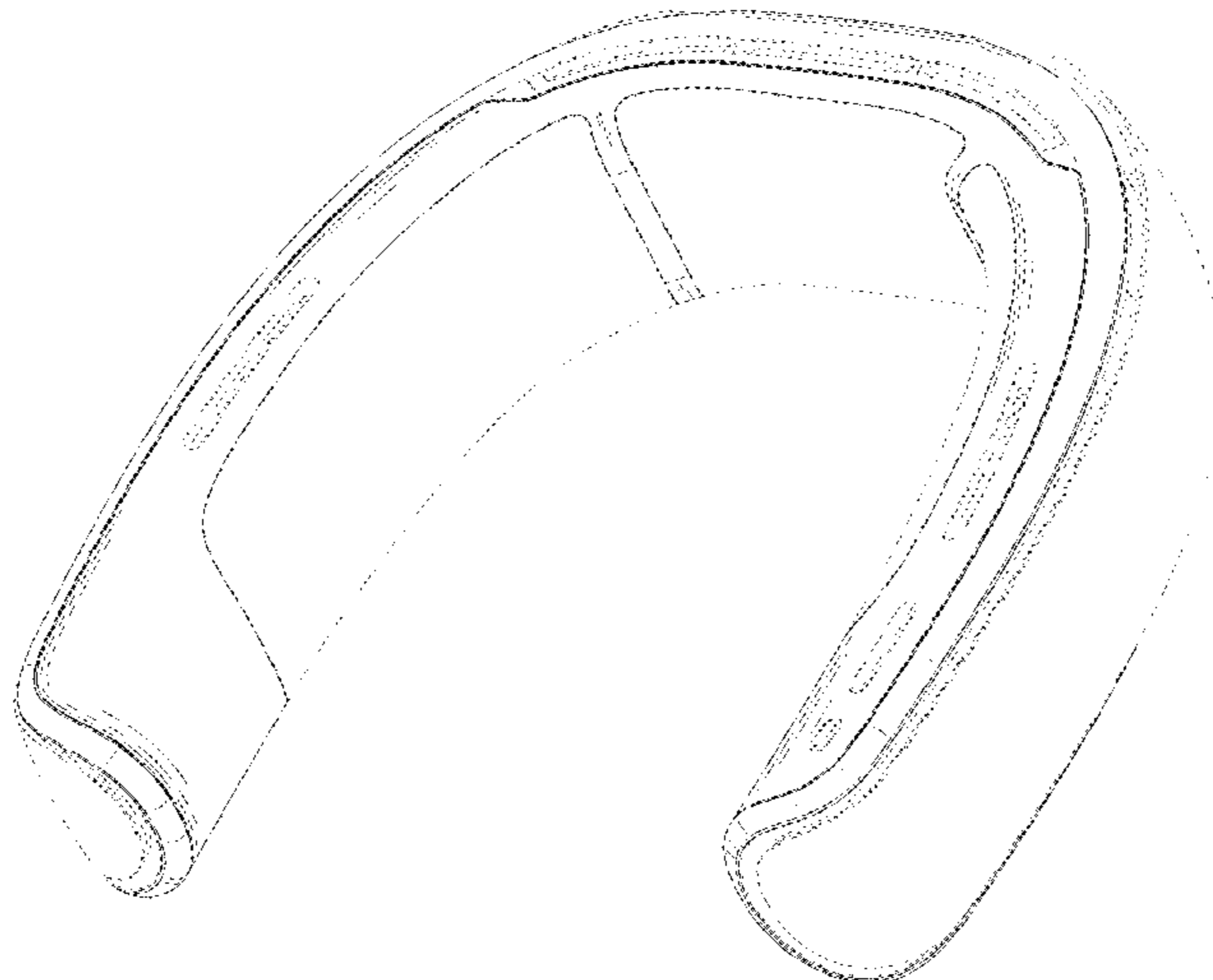
(57) **CLAIM**

The ornamental design for a neck air conditioner as shown and described.

**DESCRIPTION**

FIG. 1 is a front, right and bottom perspective view of a neck air conditioner according to our new design;  
FIG. 2 is a rear, right and top perspective view thereof;  
FIG. 3 is a front view thereof;  
FIG. 4 is a rear view thereof;  
FIG. 5 is a left side view thereof;  
FIG. 6 is a right side view thereof;  
FIG. 7 is a top view thereof; and,  
FIG. 8 is a bottom view thereof.  
The broken lines depict portions of the neck air conditioner in which the design is embodied that form no part of the claimed design.

**1 Claim, 8 Drawing Sheets**



(58) **Field of Classification Search**

CPC .... 261/42; Y10S 261/43; Y10S 261/65; Y10S  
261/88; Y10S 261/89

See application file for complete search history.

(56) **References Cited**

U.S. PATENT DOCUMENTS

D777,890	S	*	1/2017	Hsiao	.....	D23/333
D920,497	S	*	5/2021	Li	.....	D23/370
D968,583	S	*	11/2022	Fan	.....	D23/380
D972,708	S	*	12/2022	Li	.....	D23/380
D987,061	S	*	5/2023	Mei	.....	D23/380
D989,938	S	*	6/2023	Jiang	.....	D23/380
D999,362	S	*	9/2023	Barlettano	.....	D23/380

FOREIGN PATENT DOCUMENTS

CN	306156645	S	11/2020
CN	306444247	S	4/2021
CN	306444388	S	4/2021
CN	306497347	S	4/2021
CN	306571645	S	5/2021

\* cited by examiner

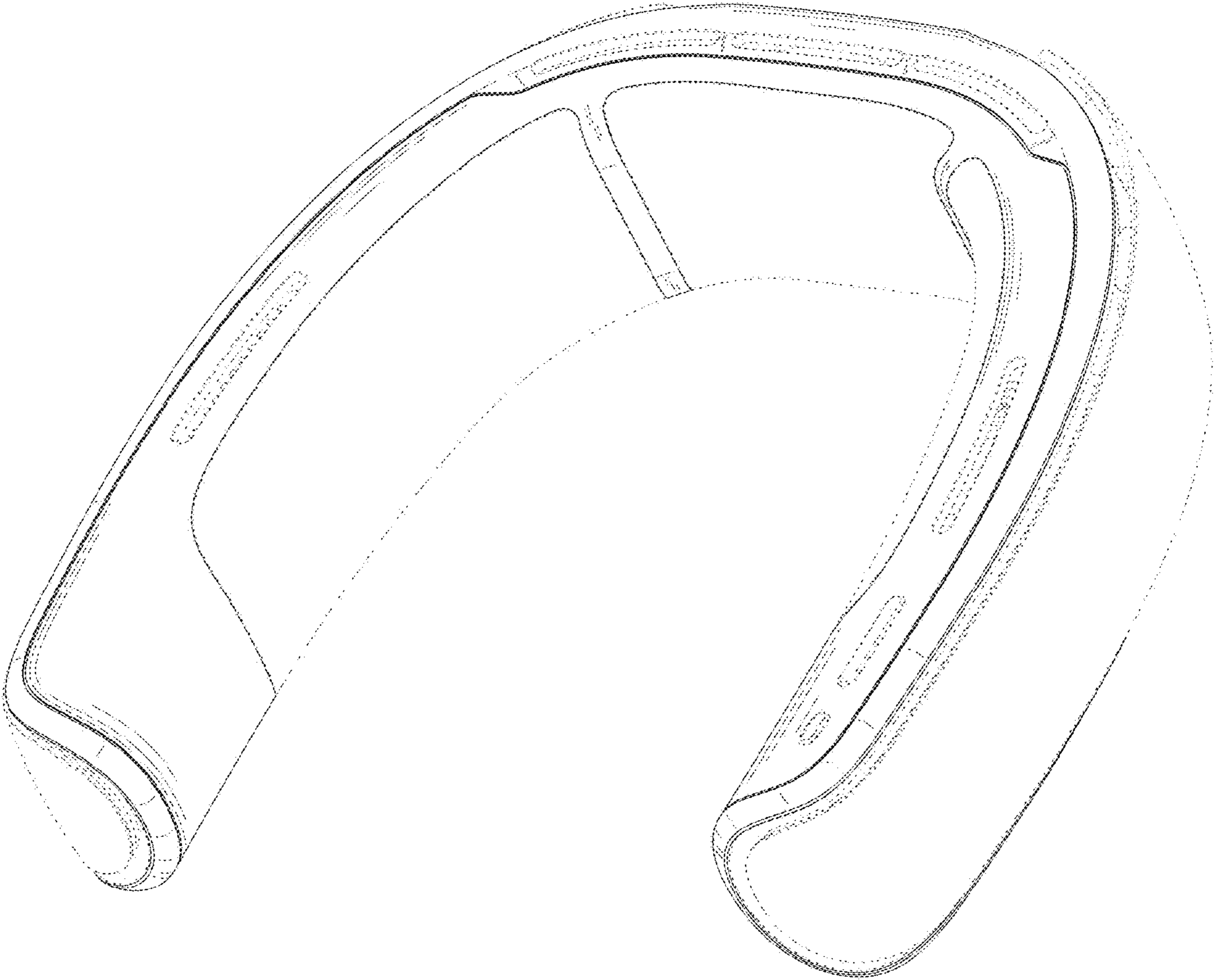


FIG. 1

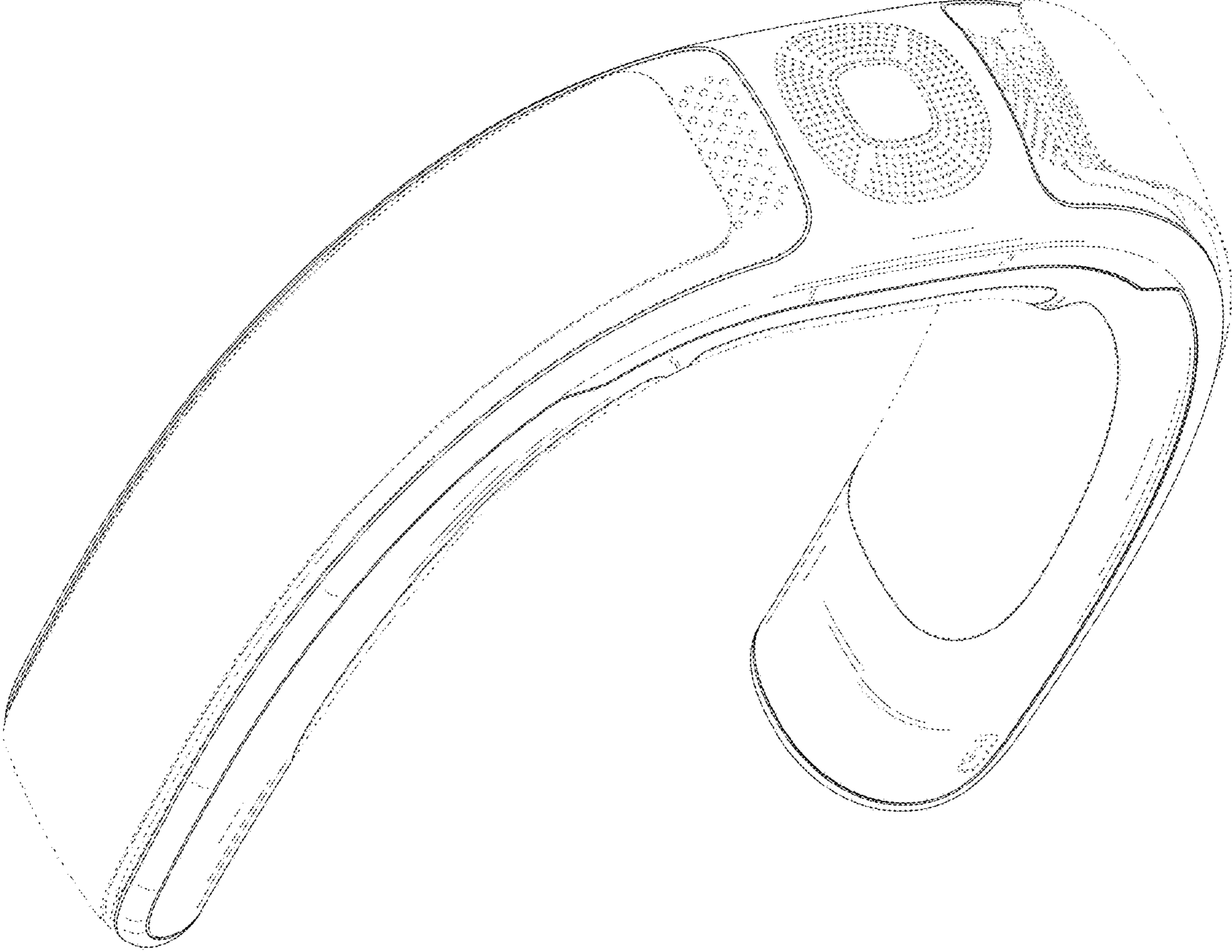


FIG. 2

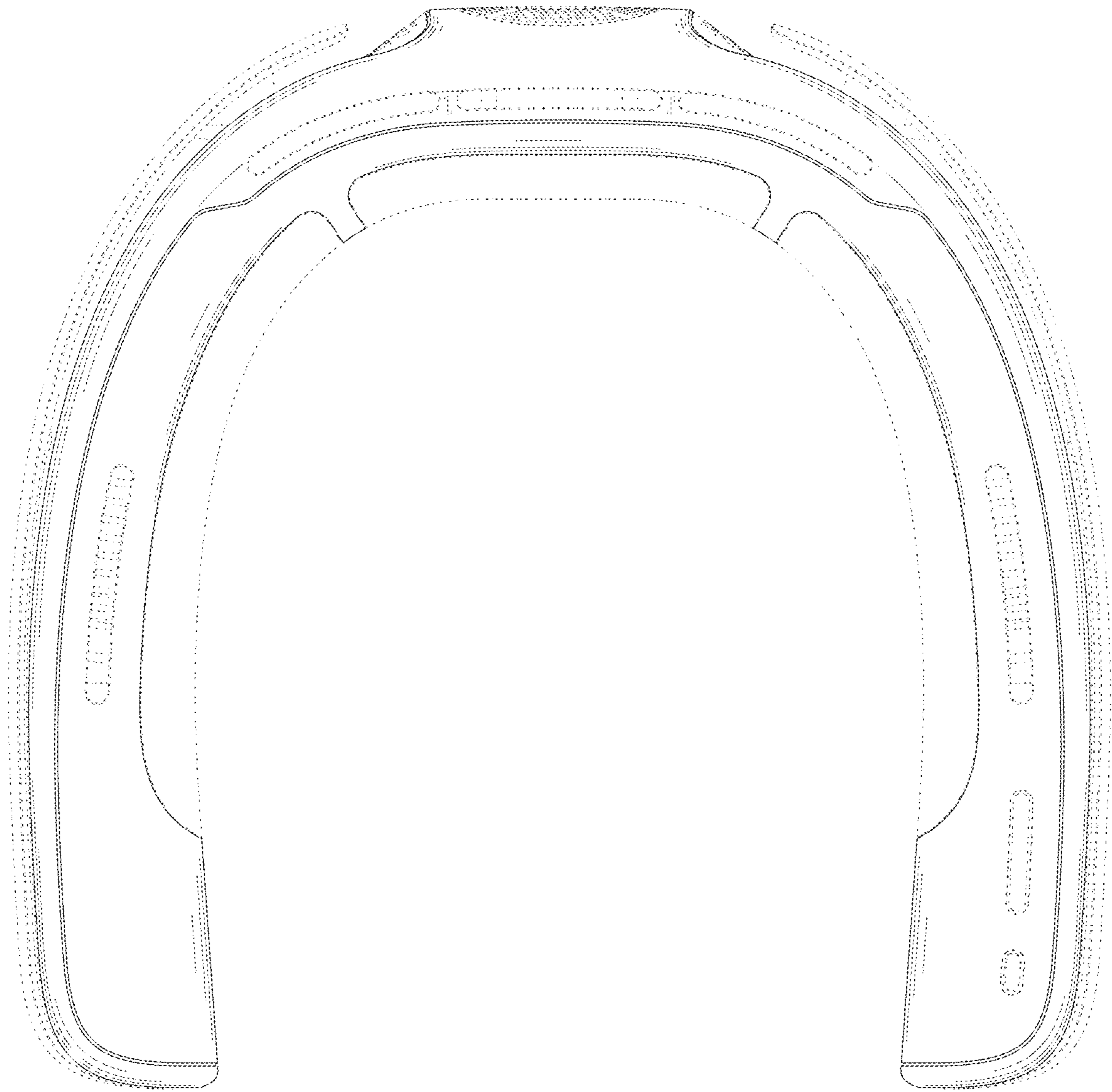


FIG. 3

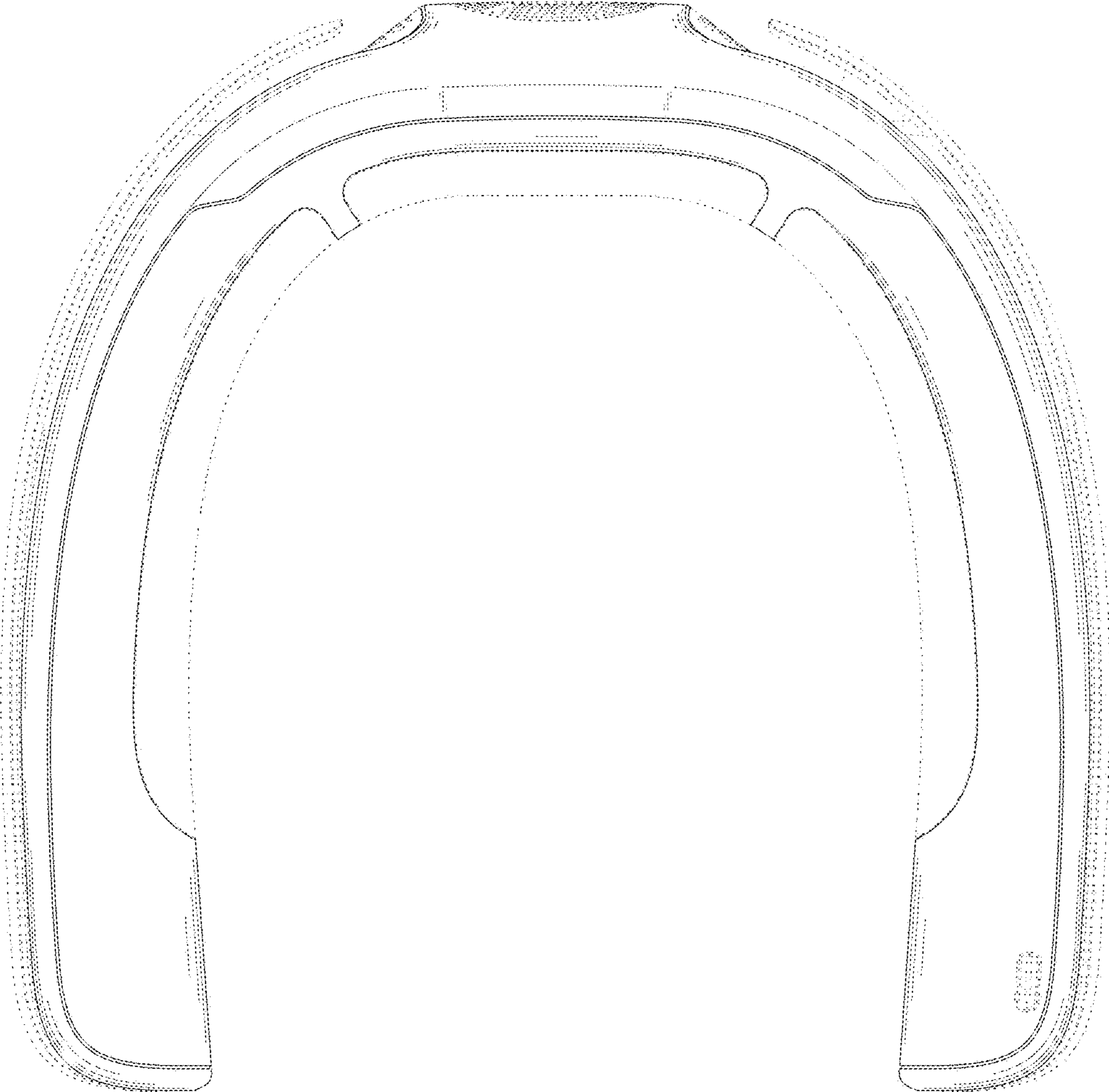


FIG. 4




FIG. 5




FIG. 6



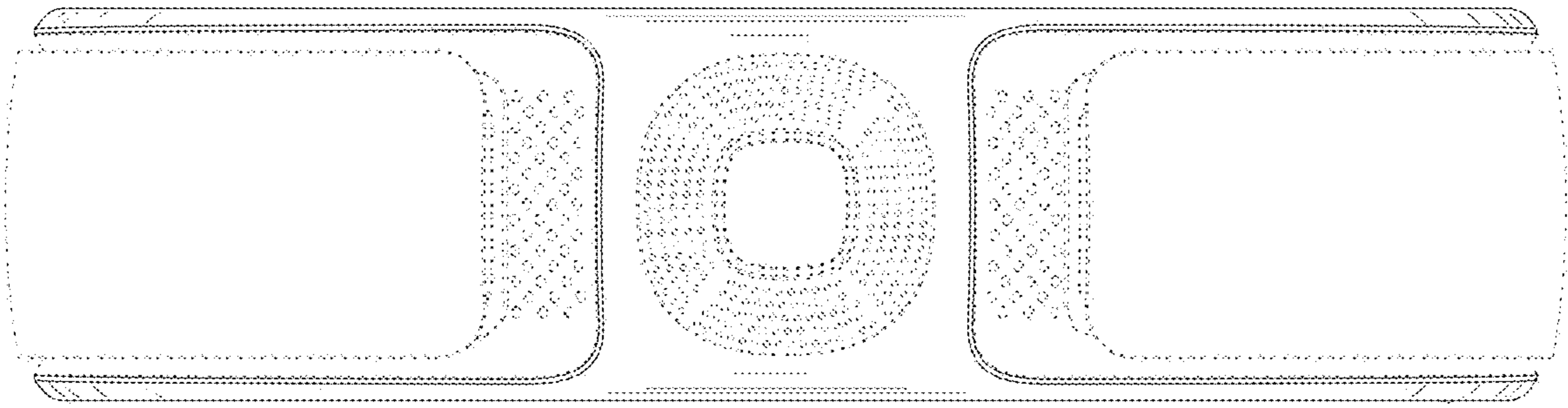


FIG. 7




FIG. 8