



US0D1047873S

(12) **United States Design Patent** (10) **Patent No.: US D1,047,873 S**
Arif (45) **Date of Patent: ** Oct. 22, 2024**

- (54) **SADDLEBAG**
- (71) Applicant: **Crorama Inc.**, Brea, CA (US)
- (72) Inventor: **Ammar Arif**, Upland, CA (US)
- (73) Assignee: **Crorama Inc.**, Brea, CA (US)
- (**) Term: **15 Years**
- (21) Appl. No.: **29/871,170**
- (22) Filed: **Feb. 14, 2023**
- (51) **LOC (14) Cl.** **12-11**
- (52) **U.S. Cl.**
USPC **D12/114**
- (58) **Field of Classification Search**
USPC D12/110, 114, 407, 409, 410; D3/231, D3/273
CPC B62J 9/00; B62J 9/001; B62J 9/20; B62J 9/23; B62J 9/26; B62J 7/00; B62J 7/04
See application file for complete search history.

(56) **References Cited**

U.S. PATENT DOCUMENTS

D461,761 S *	8/2002	Monson	D12/410
D465,762 S *	11/2002	Wargin	D12/410
6,505,765 B1 *	1/2003	Proctor	B62J 9/27
				224/430
D479,185 S *	9/2003	Hanagan	D12/410
D497,341 S *	10/2004	Hanagan	D12/410
D550,146 S *	9/2007	Hanagan	D12/410
D600,190 S *	9/2009	Sharpe, Jr.	D12/410
D934,779 S *	11/2021	Alamdar	D3/231
D934,780 S *	11/2021	Alamdar	D3/231
D987,483 S *	5/2023	Song	D12/114
2003/0010798 A1 *	1/2003	Galbraith	B62J 9/26
				224/431
2006/0162978 A1 *	7/2006	Thompson	B62J 9/23
				180/219
2006/0163302 A1 *	7/2006	Knoch	B62J 9/27
				224/431
2008/0083801 A1 *	4/2008	Knoch	B62J 9/26
				180/311

2009/0206624 A1 *	8/2009	Mann	B62J 25/06
				296/37.1
2023/0090676 A1 *	3/2023	Jones, Jr.	B62J 45/10
				381/302
2024/0034528 A1 *	2/2024	Procopio	B65D 63/109

FOREIGN PATENT DOCUMENTS

WO	WO-2015085235 A1 *	6/2015	B62J 9/00
----	--------------------	--------	-------	-----------

OTHER PUBLICATIONS

“The Best Motorcycle Saddlebags and Panniers.” Direct Cycle Parts., Mar. 19, 2024 [online], [retrieved on Apr. 18, 2024]. Retrieved from the Internet <URL: <https://ripsandrives.com/best-motorcycle-saddlebags/>>.*

“10 Best saddle bags for motorcycle in the US.” Best Products Reviews., Apr. 19, 2023 [online], [retrieved on Apr. 18, 2024]. Retrieved from the Internet <URL: [https://www.bestproductsreviews.com/saddle-bags-for-motorcycle?targetid=dat-2336737087396093:loc-190&matchtype=b&device=c&campaignid=424737422&creative=&adgroupid=1358997902059194&feeditemid=&loc_physical_ms=90304&loc_interest_ms=&network=o&devicemodel=&placement=&keyword=\\$automotive_motorcycle-powersports_accessories_50-100_standard&target=&aceid={aceid}&adposition=&trackid=us_all_top_11_1&mld=407-132-4411&trackOld=true&msclkid=14a6aedc4818115198b2c8fda6e00a7f](https://www.bestproductsreviews.com/saddle-bags-for-motorcycle?targetid=dat-2336737087396093:loc-190&matchtype=b&device=c&campaignid=424737422&creative=&adgroupid=1358997902059194&feeditemid=&loc_physical_ms=90304&loc_interest_ms=&network=o&devicemodel=&placement=&keyword=$automotive_motorcycle-powersports_accessories_50-100_standard&target=&aceid={aceid}&adposition=&trackid=us_all_top_11_1&mld=407-132-4411&trackOld=true&msclkid=14a6aedc4818115198b2c8fda6e00a7f)>.*

* cited by examiner

Primary Examiner — Darlington Ly

(57) **CLAIM**

The ornamental design for a saddlebag, as shown and described.

DESCRIPTION

FIG. 1 is a top rear perspective view of a saddlebag showing my new design;
 FIG. 2 is a bottom front perspective view thereof;
 FIG. 3 is a front elevational view thereof;
 FIG. 4 is a rear elevational view thereof;
 FIG. 5 is a left elevational view thereof;
 FIG. 6 is a right elevational view thereof;

(Continued)

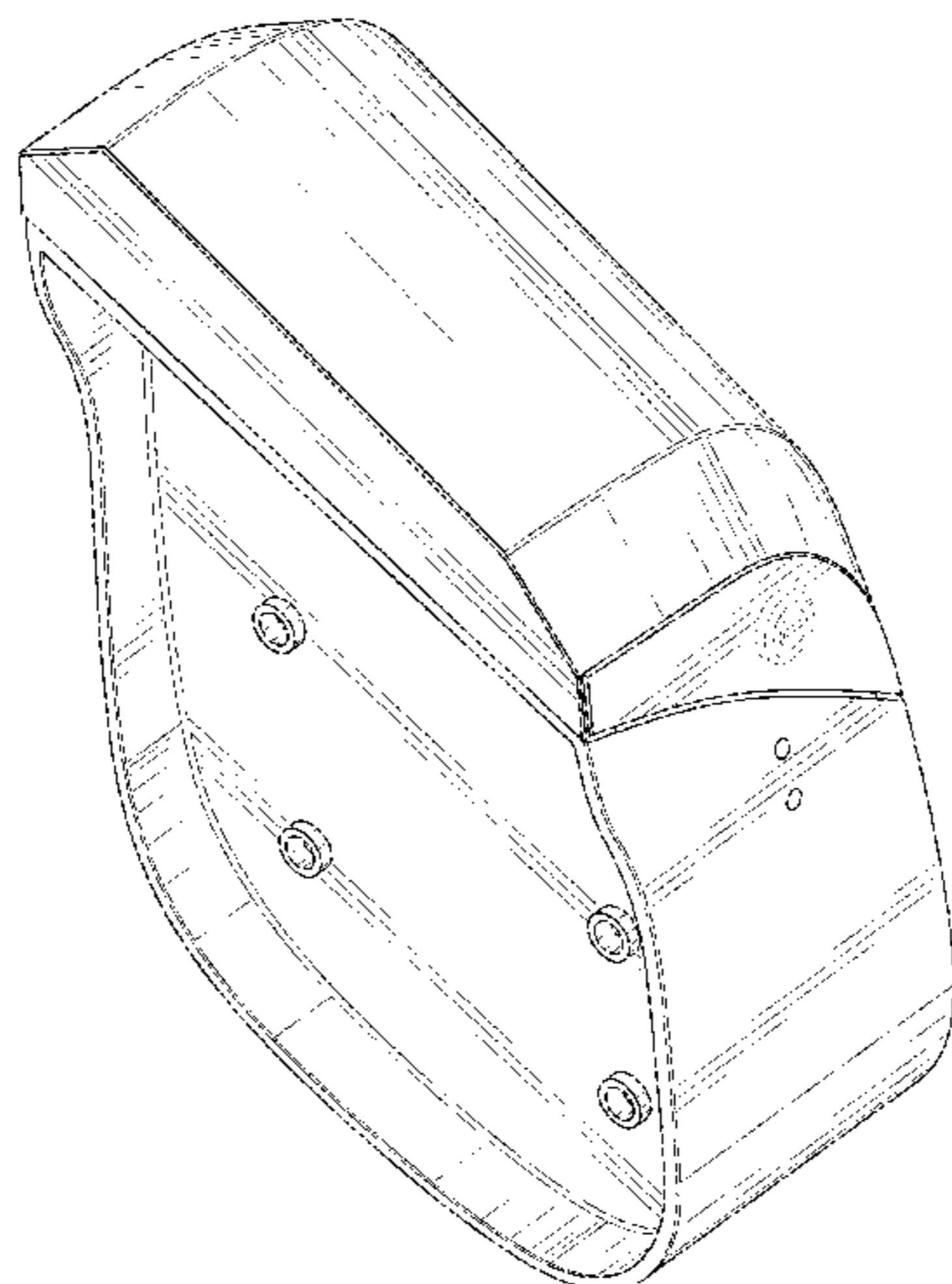


FIG. 7 is a top plan view thereof; and,
FIG. 8 is a bottom plan view thereof.
The broken lines in the drawings illustrate portions of the
saddlebag which form no part of the claimed design.

1 Claim, 8 Drawing Sheets

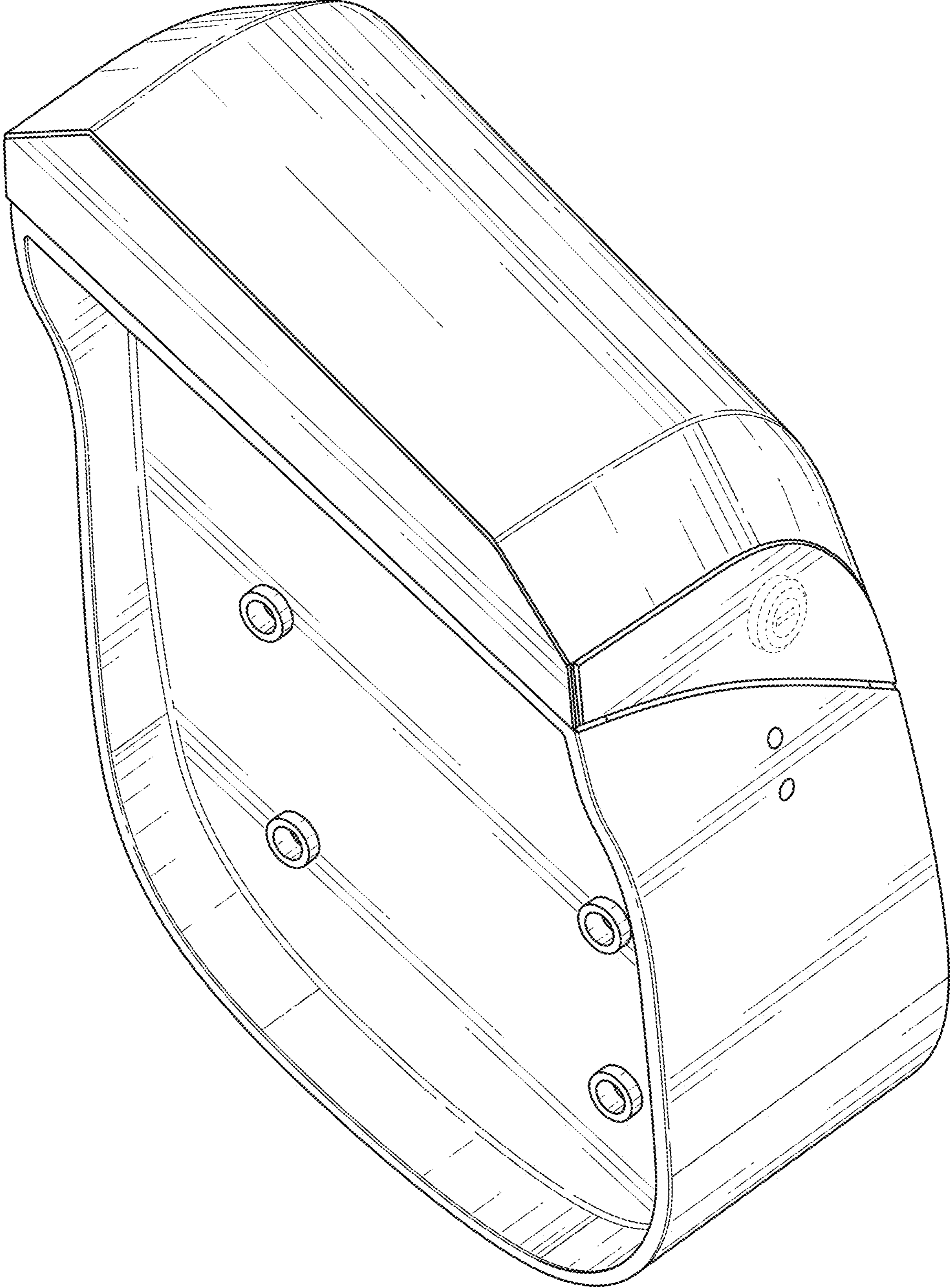


FIG. 1

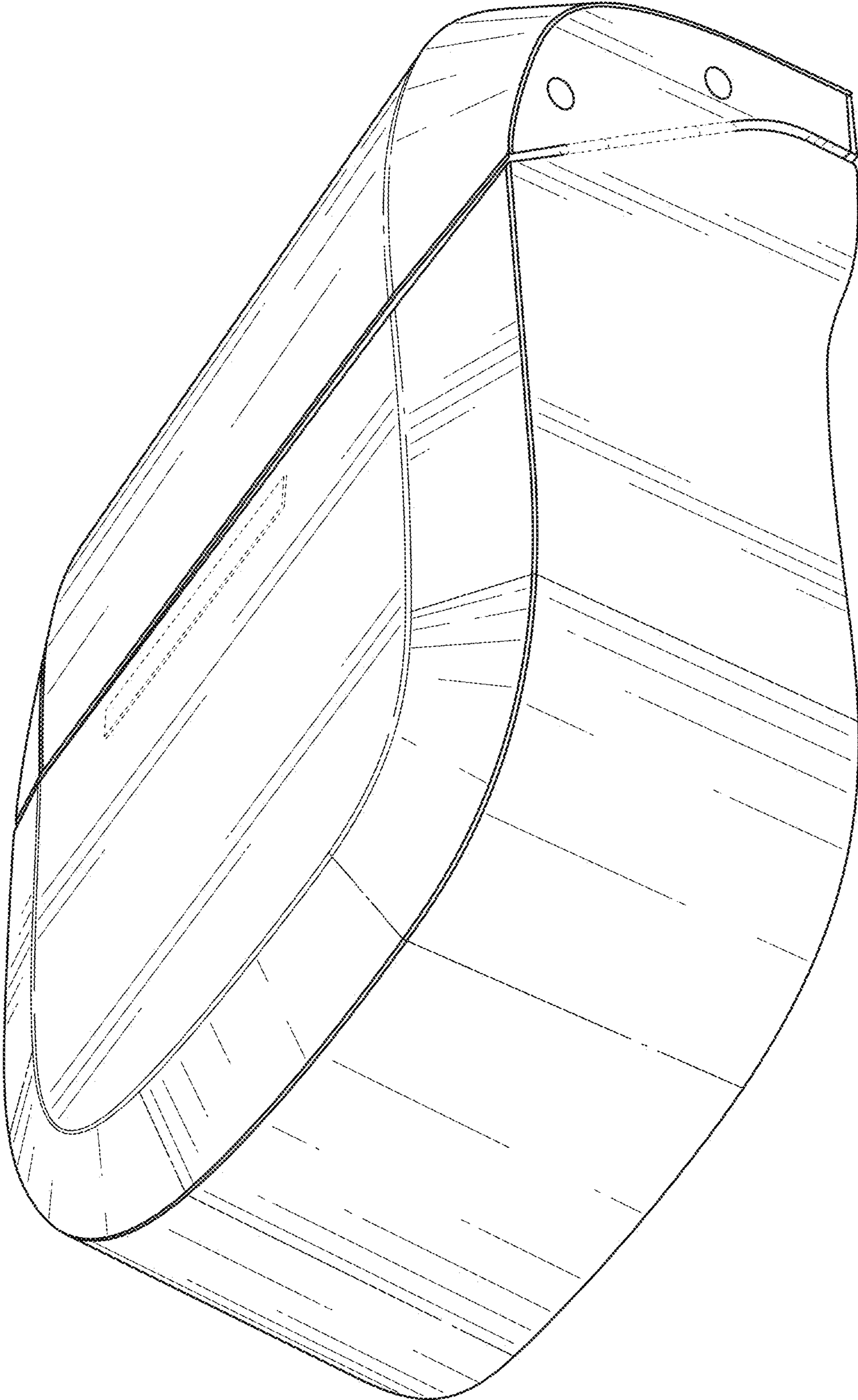


FIG. 2

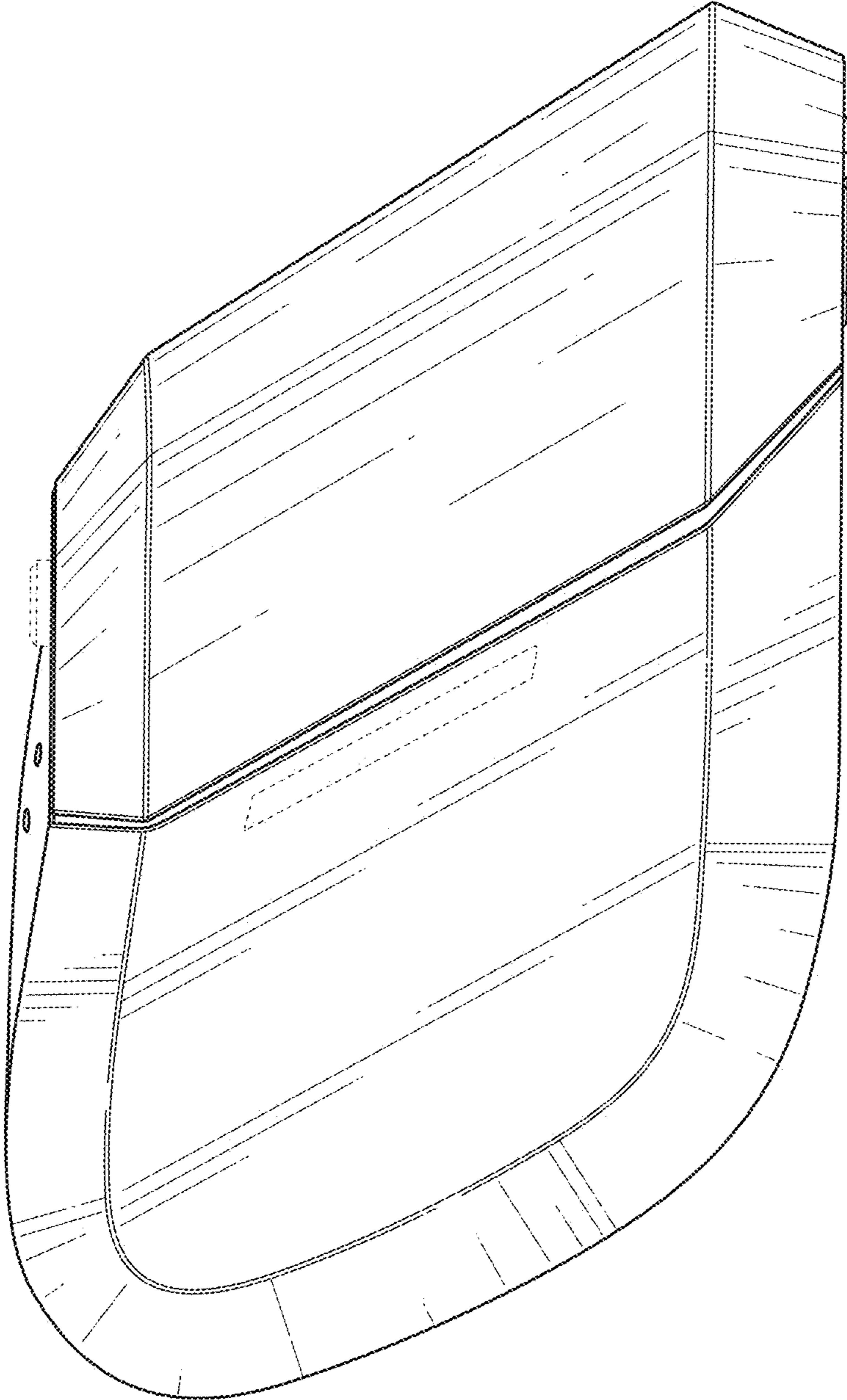


FIG. 3

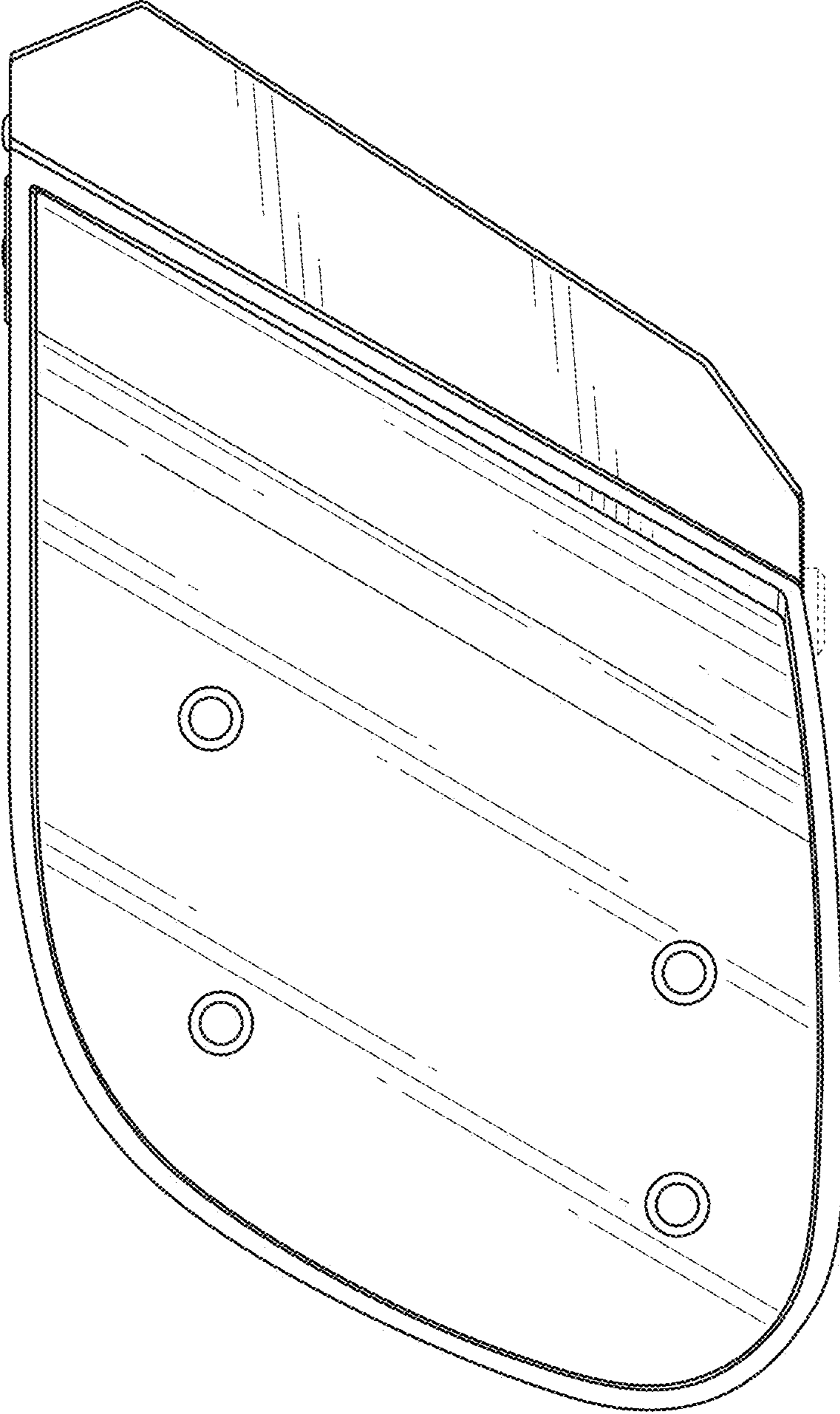


FIG. 4

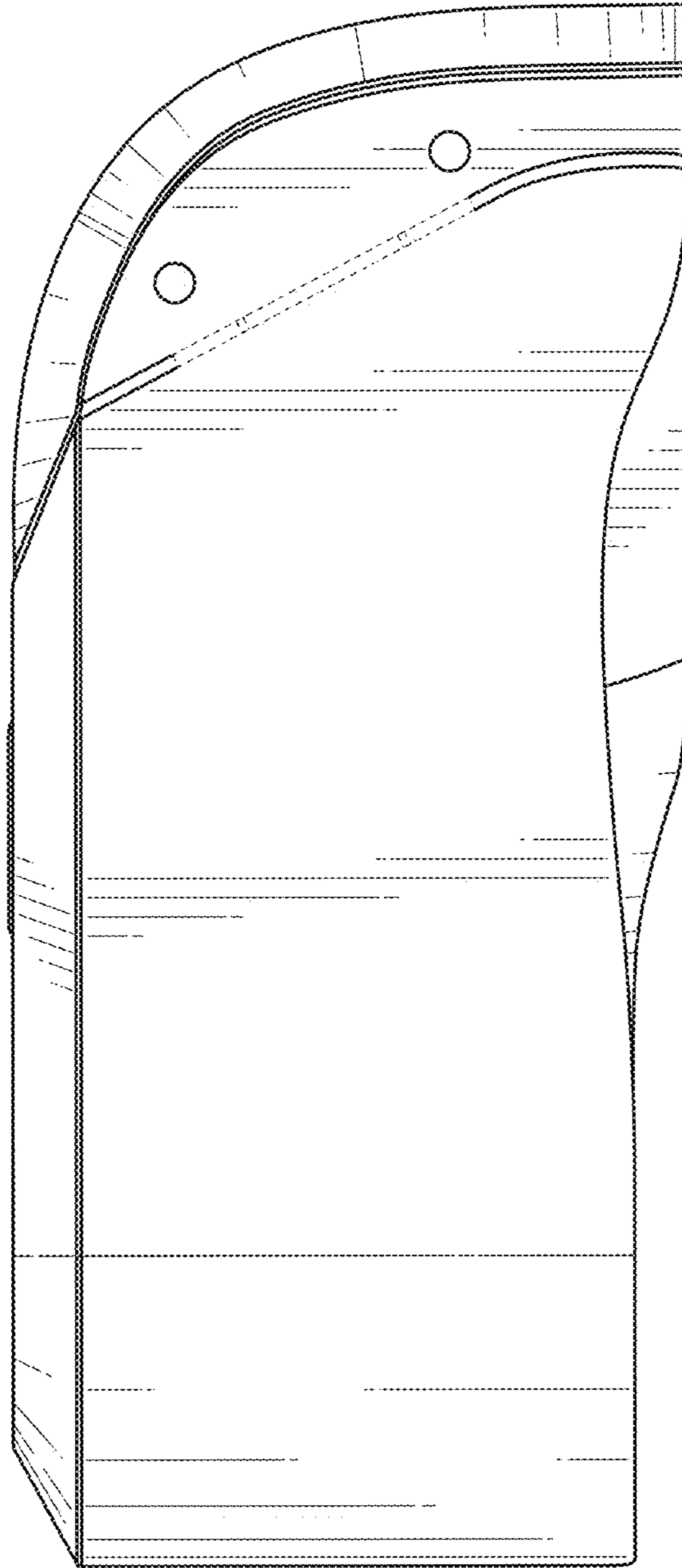


FIG. 5

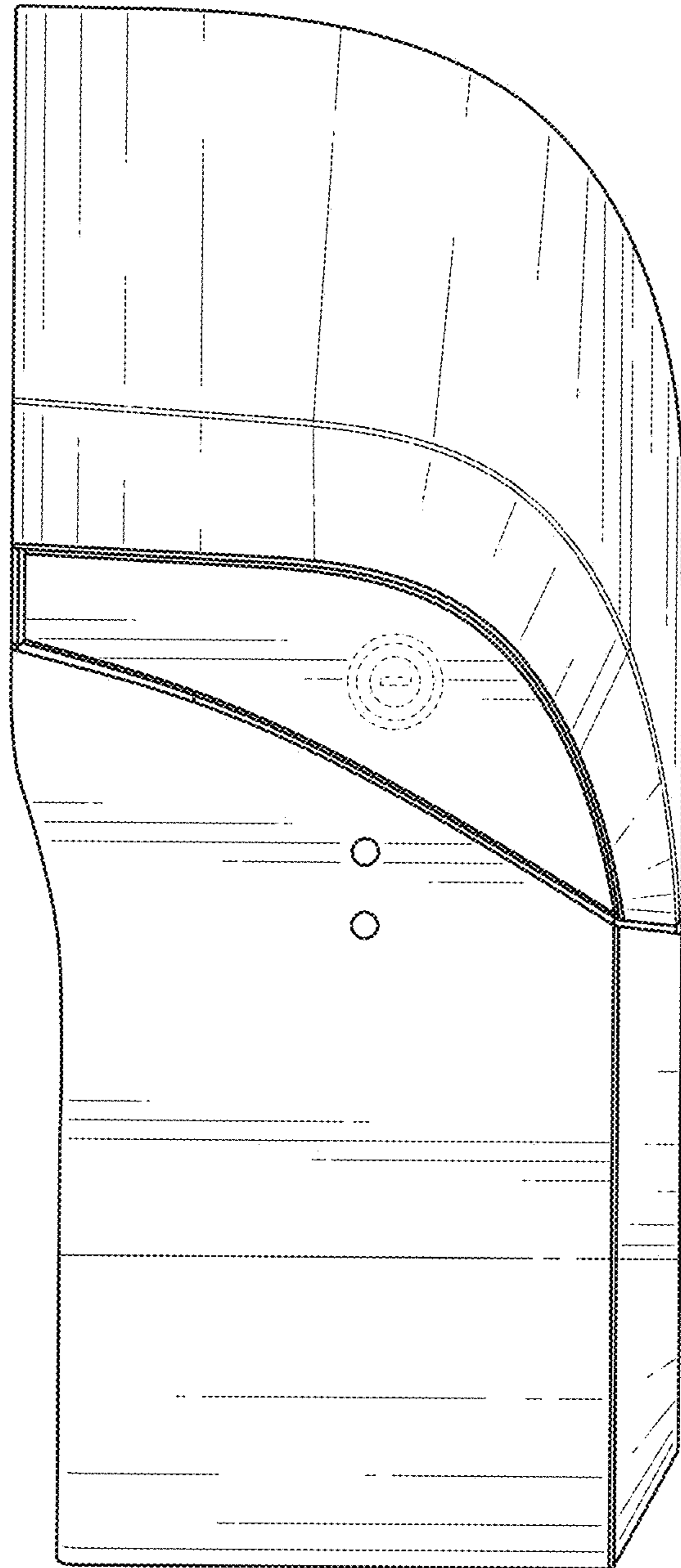


FIG. 6

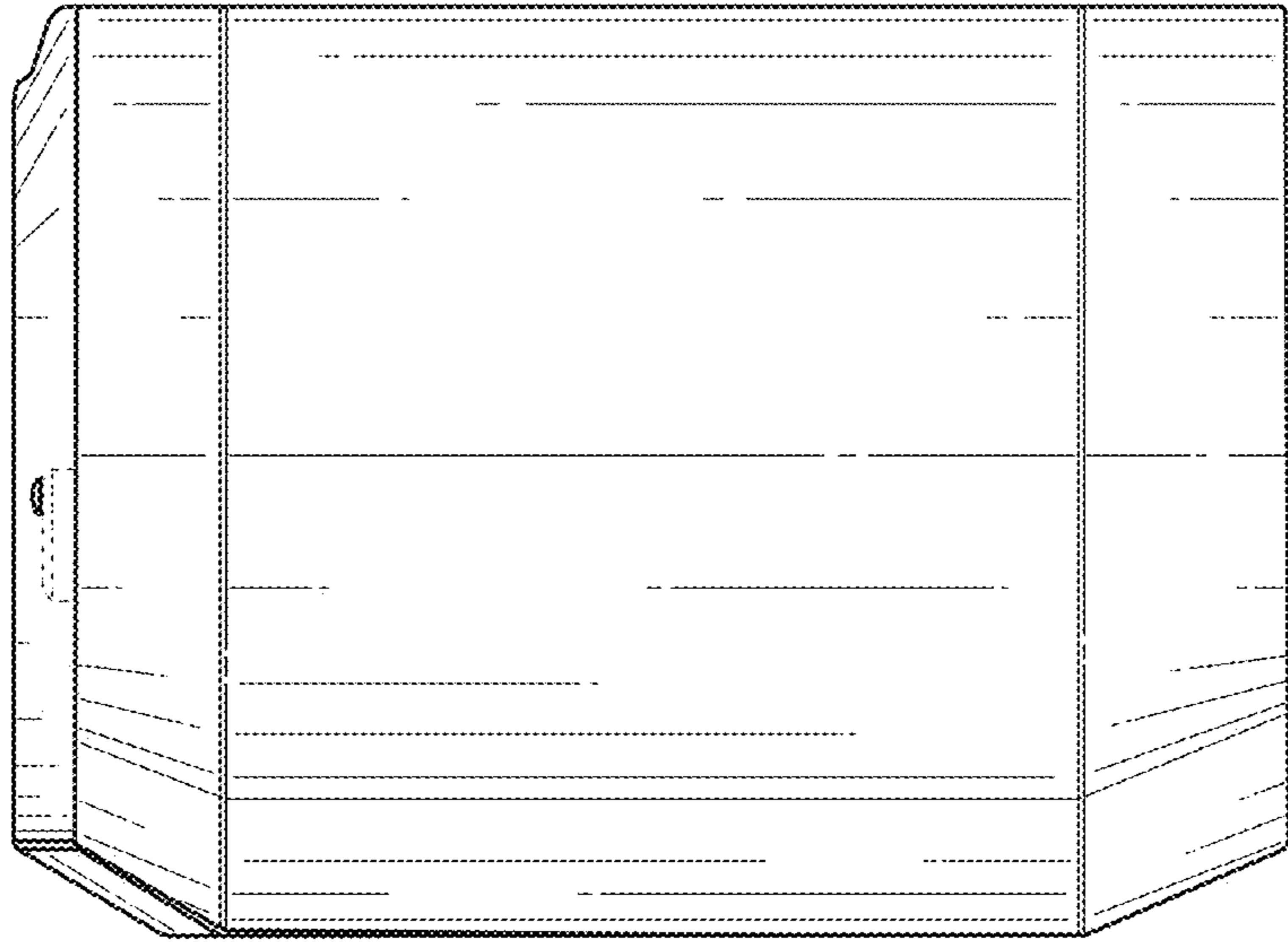


FIG. 7

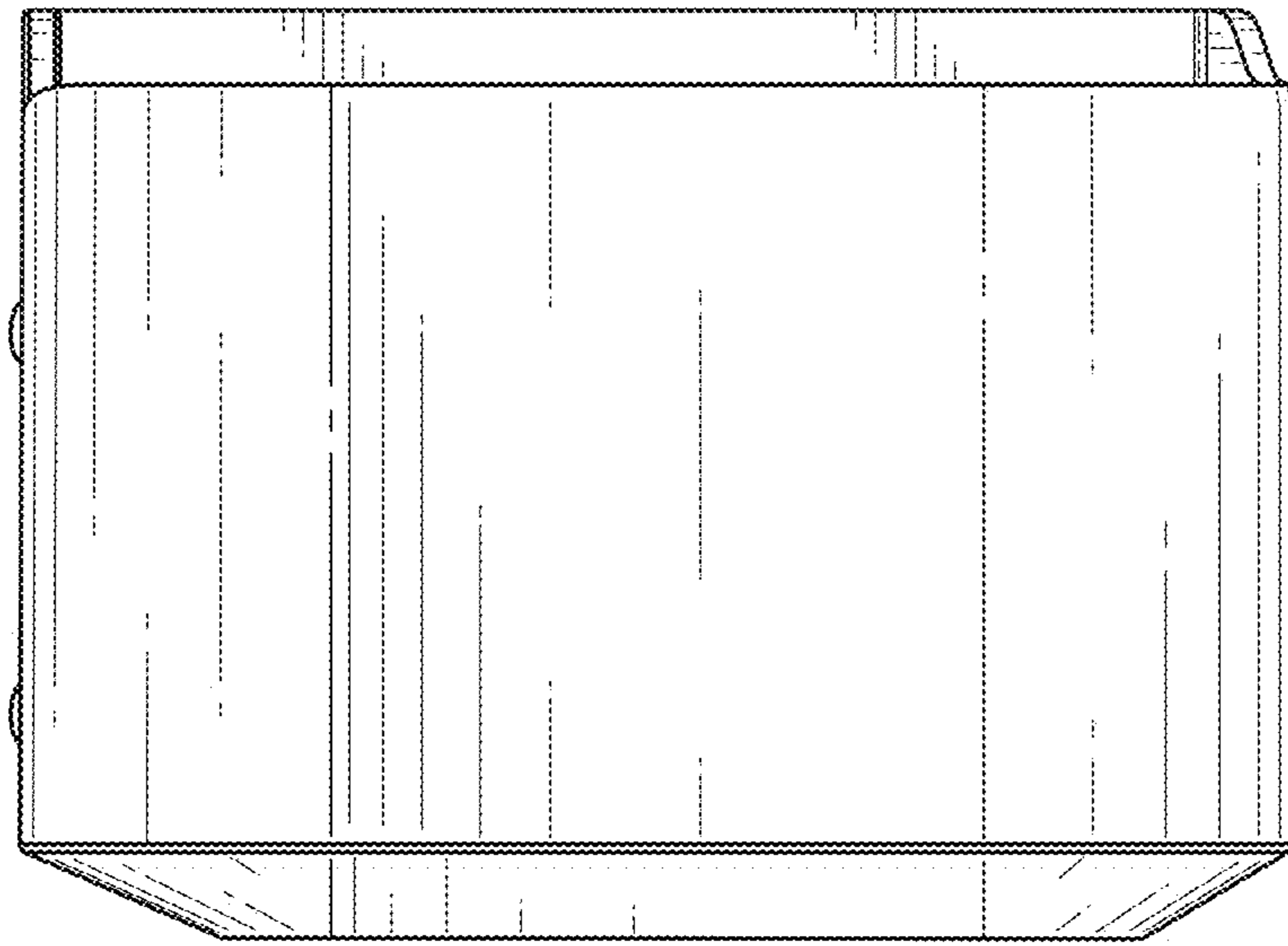


FIG. 8