



US0D1047856S

(12) **United States Design Patent** (10) **Patent No.:** **US D1,047,856 S**
Echazabal et al. (45) **Date of Patent:** **** Oct. 22, 2024**

(54) **VEHICLE WHEEL**

(71) Applicant: **Toyota Motor North America, Inc.**,
Plano, TX (US)

(72) Inventors: **Alberto Echazabal**, Prosper, TX (US);
Jakin C. Wilson, Prosper, TX (US)

(73) Assignee: **Toyota Motor North America, Inc.**,
Plano, TX (US)

(**) Term: **15 Years**

(21) Appl. No.: **29/890,150**

(22) Filed: **Apr. 20, 2023**

Related U.S. Application Data

(63) Continuation of application No. 29/747,354, filed on
Aug. 21, 2020, now Pat. No. Des. 987,517.

(51) **LOC (14) Cl.** **12-16**

(52) **U.S. Cl.**
USPC **D12/209**

(58) **Field of Classification Search**

USPC D12/204–213, 501; D21/563, 779
CPC B60B 7/00; B60B 7/01; B60B 7/02; B60B
7/04; B60B 7/06; B60B 3/02; B60B 3/04;
B60B 3/06; B60B 3/10; B60B 1/00;
B60B 1/08; B60B 1/10; B60B 1/12;
B60B 21/00

See application file for complete search history.

(56) **References Cited**

U.S. PATENT DOCUMENTS

D395,031 S 6/1998 Timm
D402,952 S 12/1998 Sycha
D469,048 S * 1/2003 van Hooydonk D12/209
D475,336 S 6/2003 Larson
D496,623 S 9/2004 Elmitt
D554,035 S 10/2007 Groom
D572,185 S 7/2008 Pollmann
D579,397 S 10/2008 Osborne

D586,715 S 2/2009 Cortes
D589,427 S 3/2009 Scheu
D593,018 S 5/2009 Juergens et al.
D625,238 S 10/2010 Zhao
D628,135 S 11/2010 Zhao
D629,732 S 12/2010 Tirado
D644,587 S 9/2011 Gotschke
D656,448 S 3/2012 Zhao

(Continued)

OTHER PUBLICATIONS

022 Toyota Tundra Limited, Published Sep. 21, 2021 [online],
[retrieved on Jun. 8, 2024]. Retrieved from the Internet: <https://www.cars.com/articles/up-close-with-the-2022-toyota-tundra-limited-441515/> (Year: 2021).*

Primary Examiner — Mark A Goodwin

Assistant Examiner — Adam C Mager

(74) *Attorney, Agent, or Firm* — Dinsmore & Shohl LLP

(57) **CLAIM**

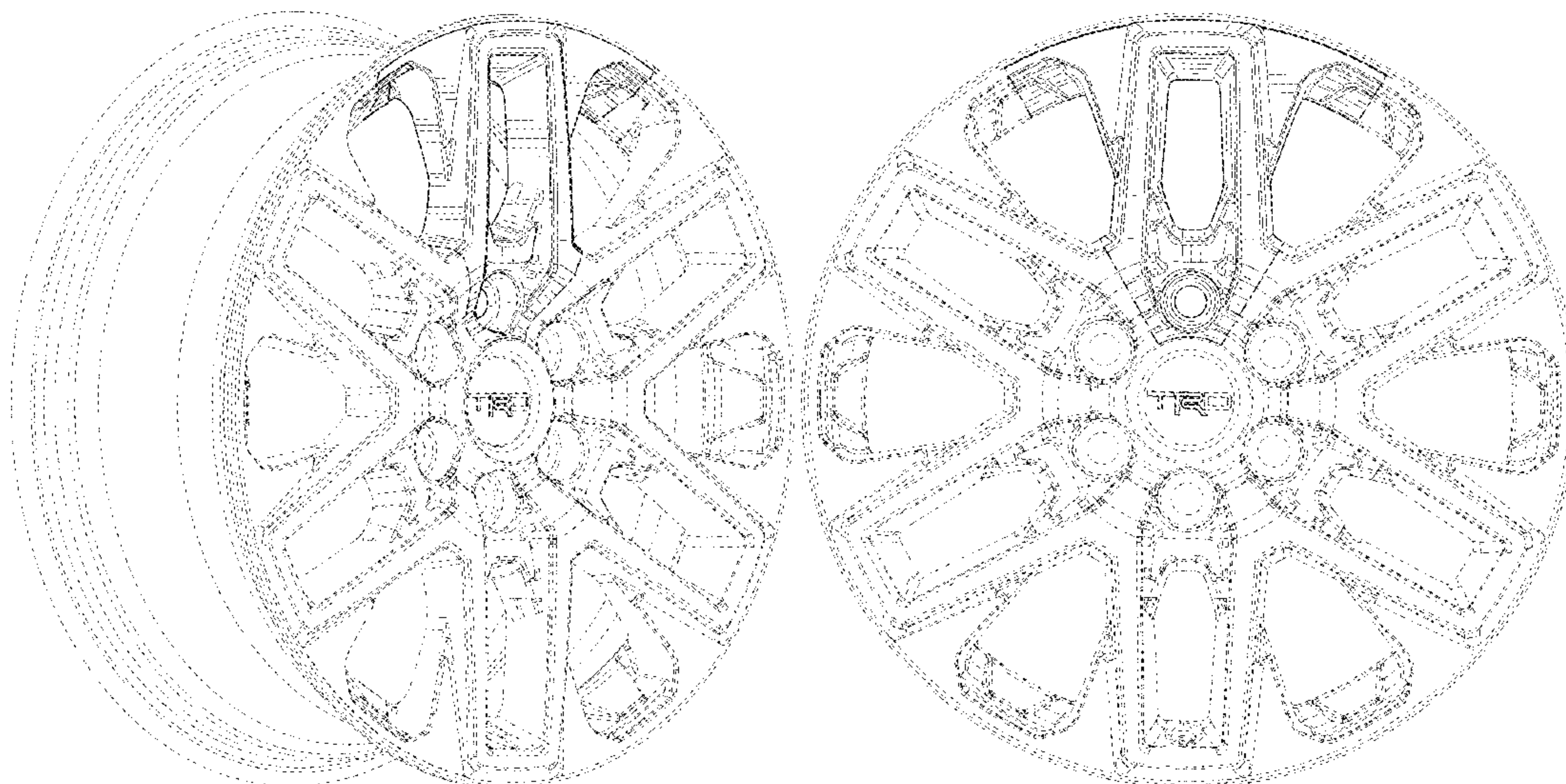
The ornamental design for a vehicle wheel as shown and
described.

DESCRIPTION

FIG. 1 is a front perspective view of a vehicle wheel
illustrating an embodiment of our new design;
FIG. 2 is a rear perspective view thereof;
FIG. 3 is a front view thereof;
FIG. 4 is a rear view thereof; and,
FIG. 5 is a side view thereof.

The broken lines in the drawings are included for the
purpose of illustrating environmental structure and form no
part of the claimed design. The dot-dashed lines are included
for the purpose of illustrating boundary lines and form no
part of the claimed design. The side view depicted in FIGS.
5 depicts a view of the vehicle wheel from a single side (e.g.,
a left side view or a right side view) and it should be
understood that each of these side views are the same.

1 Claim, 5 Drawing Sheets



(56)

References Cited

U.S. PATENT DOCUMENTS

D670,227 S	11/2012	Chung	D799,399 S	10/2017	Chung
D687,756 S	8/2013	Campbell et al.	D800,044 S	10/2017	Ghobrial et al.
D688,187 S	8/2013	McMath	D808,324 S *	1/2018	Ninov D12/211
D690,642 S	10/2013	Kito	D817,846 S	5/2018	Stone et al.
D706,198 S	6/2014	Chung	D835,024 S	12/2018	Han
D731,946 S	6/2015	Chung	D849,660 S	5/2019	Ranum
D733,027 S	6/2015	Chung	D851,006 S *	6/2019	Hans D12/209
D750,004 S	2/2016	Chung	D854,487 S	7/2019	Hale
D758,948 S	6/2016	Trpinac	D876,309 S	2/2020	Echazabal
D765,002 S	8/2016	Hoste et al.	D885,297 S	5/2020	Hale
D767,468 S	9/2016	Stone et al.	D888,642 S	6/2020	Ninov et al.
D781,198 S *	3/2017	Owens D12/209	D896,147 S *	9/2020	Hoste D12/209
D781,199 S	3/2017	Dionisopoulos et al.	D904,272 S	12/2020	Lickliter
D781,766 S *	3/2017	Galante D12/209	D910,525 S	2/2021	Tran
D782,383 S *	3/2017	Owens D12/209	D922,290 S	6/2021	Kaoud et al.
D783,496 S	4/2017	Glover et al.	D935,973 S	11/2021	Kangas et al.
D786,165 S	5/2017	Hale, Jr.	D981,308 S *	3/2023	Wassell D12/209
D787,405 S	5/2017	Nakamura	D987,517 S *	5/2023	Echazabal D12/209
D791,036 S	7/2017	Owens et al.	D993,871 S *	8/2023	Carbis D12/209
D792,827 S	7/2017	Chung	D996,335 S *	8/2023	Amemiya D12/209
			D1,019,510 S *	3/2024	Hans D12/209
			D1,027,785 S *	5/2024	Hubers D12/209

* cited by examiner

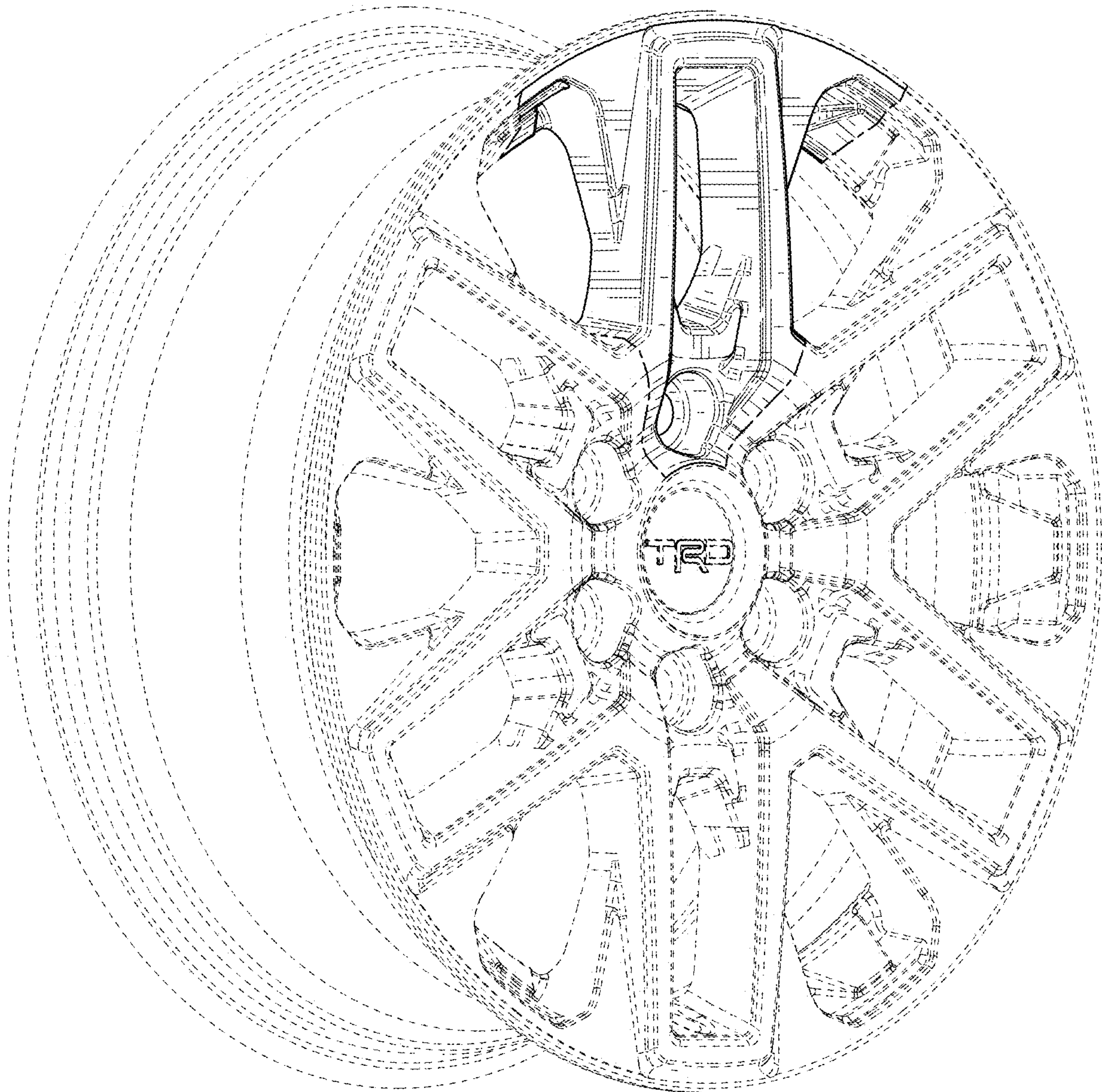


FIG. 1

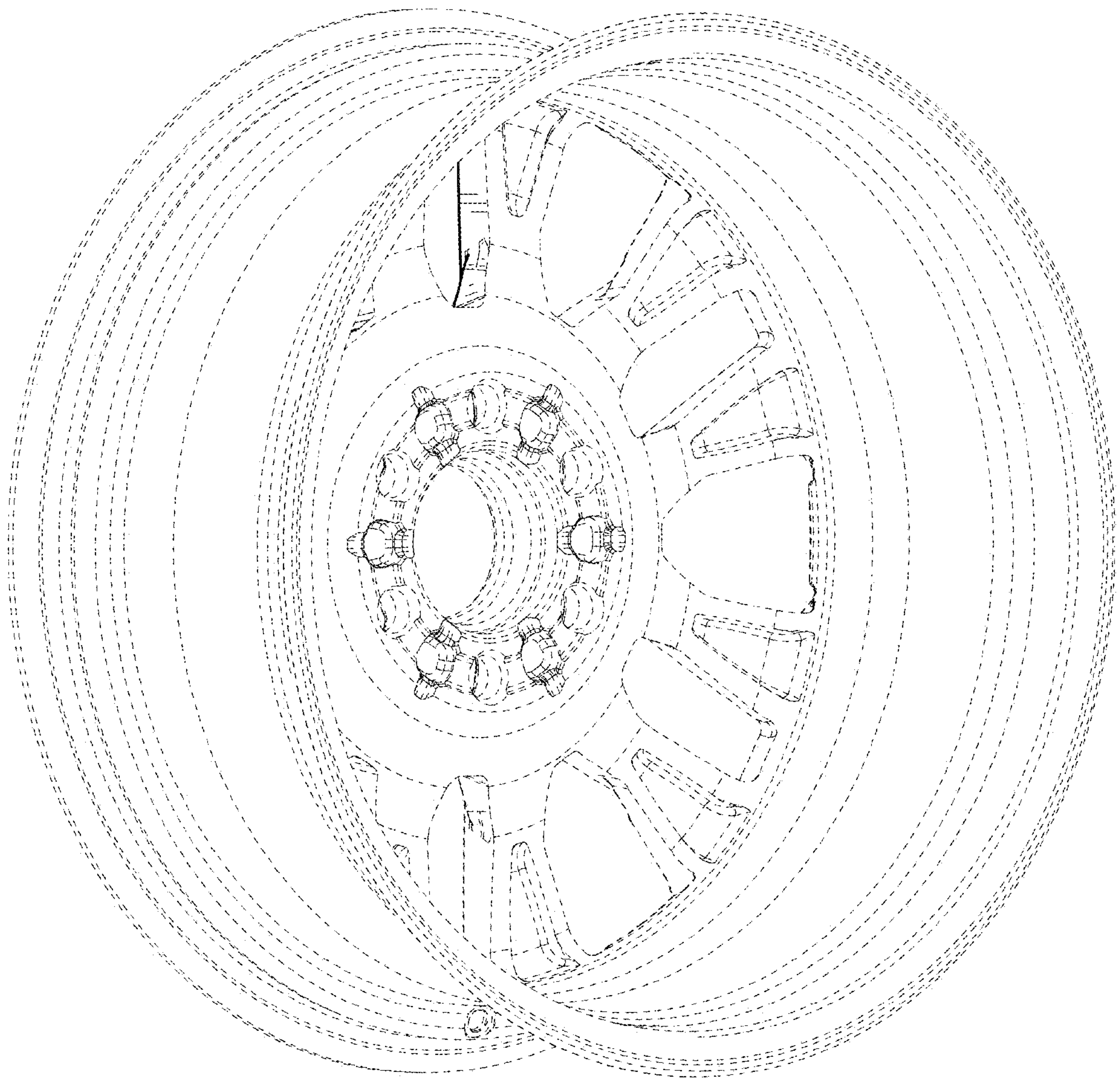


FIG. 2

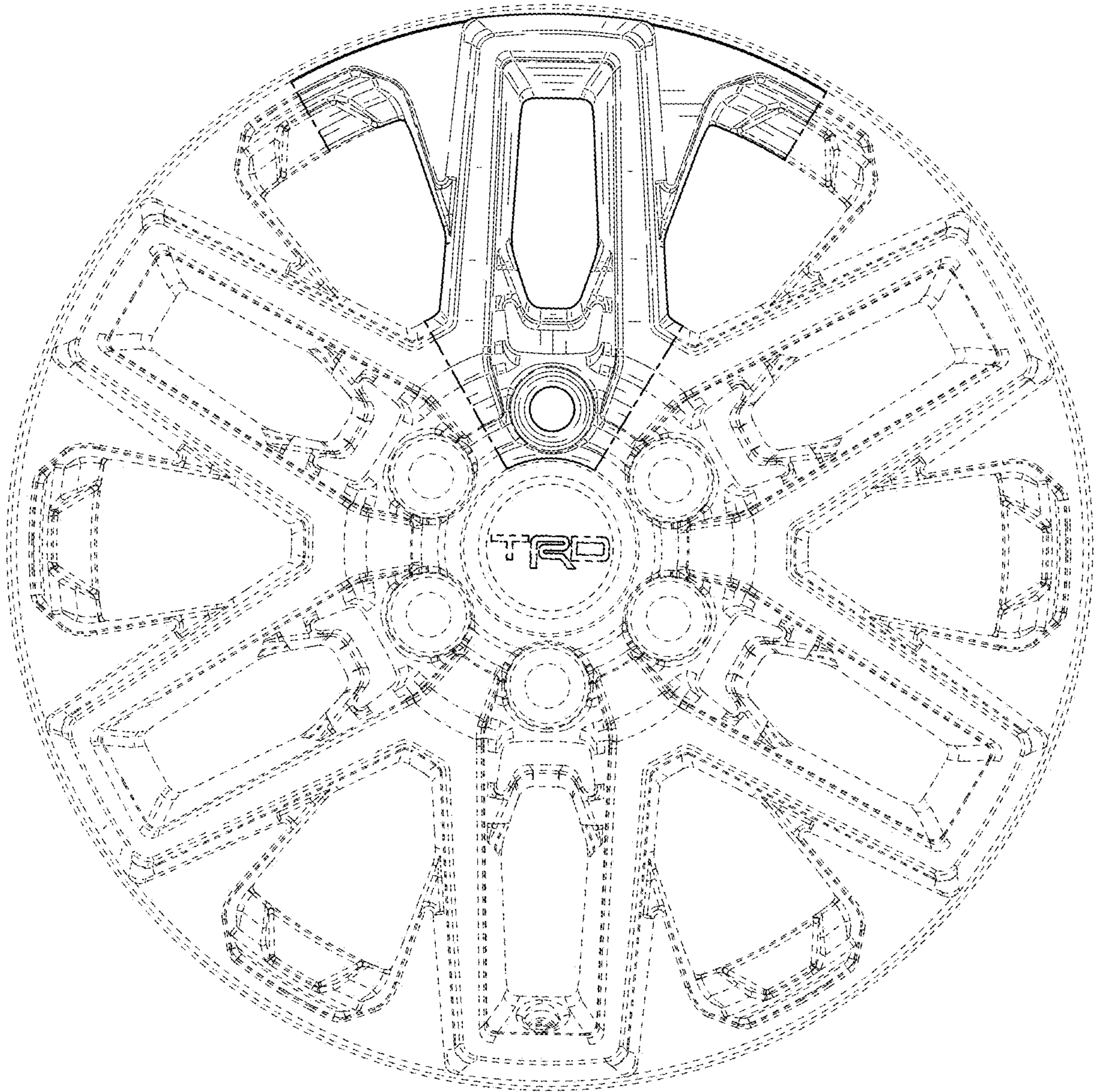


FIG. 3

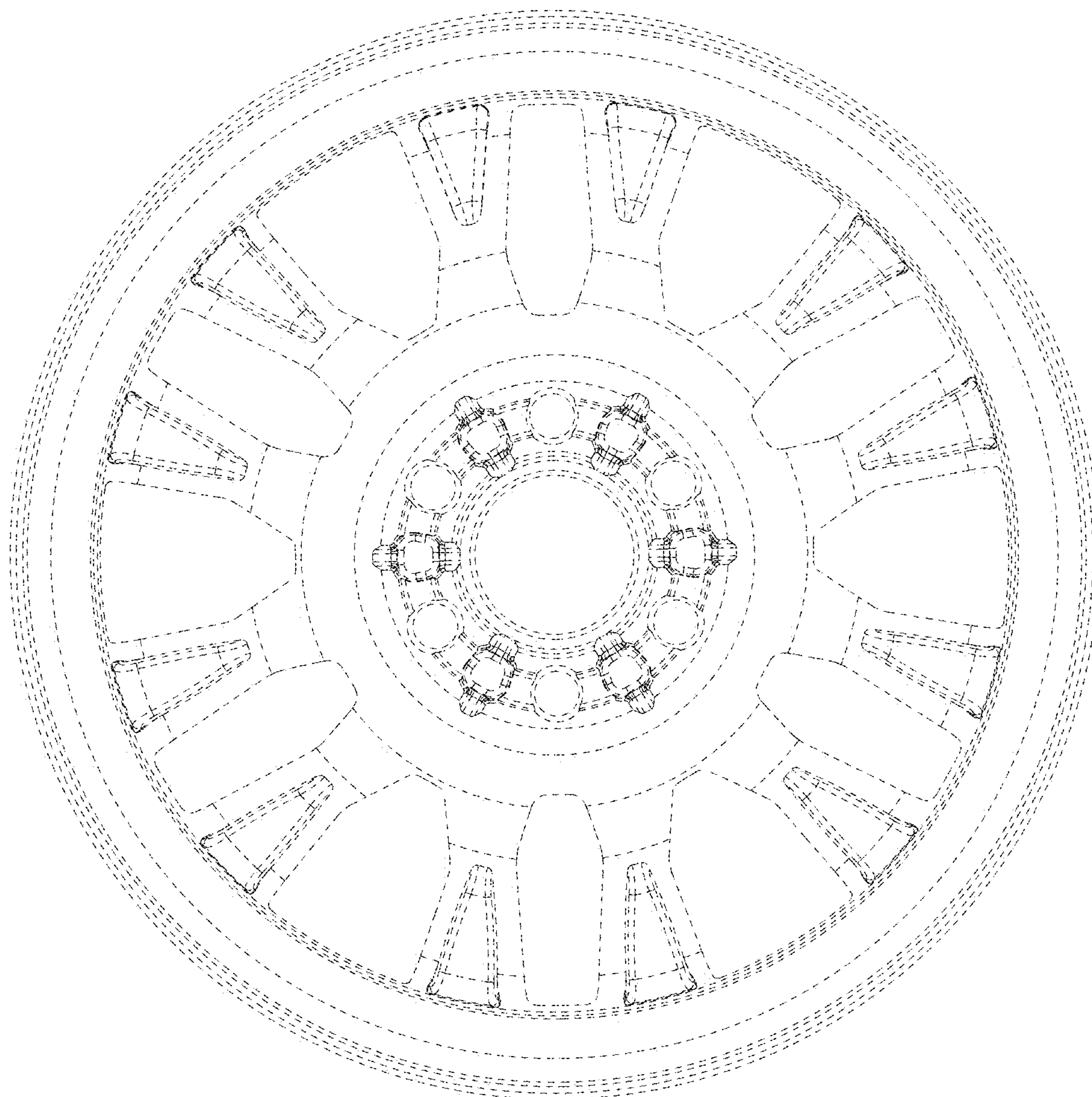


FIG. 4




FIG. 5