

US0D1047194S

(12) **United States Design Patent** (10) **Patent No.:** **US D1,047,194 S**
Chia (45) **Date of Patent:** **** Oct. 15, 2024**

(54) **FOOT MASSAGER**

(71) Applicant: **MerchSource, LLC**, Irvine, CA (US)

(72) Inventor: **Geemay Chia**, Pasadena, CA (US)

(73) Assignee: **MerchSource, LLC**, Irvine, CA (US)

(**) Term: **15 Years**

(21) Appl. No.: **29/856,806**

(22) Filed: **Oct. 17, 2022**

(51) **LOC (14) Cl.** **24-01**

(52) **U.S. Cl.**
USPC **D24/213**

(58) **Field of Classification Search**
USPC D24/215, 200, 211, 212, 213, 214, 133,
D24/107, 231, 188
CPC A61H 7/00; A61H 7/002; A61H 7/003;
A61H 7/004; A61H 7/005; A61H 39/00;
A61H 39/04; A61H 2205/106; A61H
2205/12

See application file for complete search history.

(56) **References Cited**

U.S. PATENT DOCUMENTS

D250,206 S *	11/1978	Levin	4/574.1
4,513,736 A *	4/1985	Thurber	A61H 23/0218 601/57
D351,659 S *	10/1994	Gingerich	D24/213
D717,962 S *	11/2014	Chen	D24/213
D880,711 S *	4/2020	Xu	D24/213
D901,200 S *	11/2020	Lee	D6/360
D932,644 S *	10/2021	Yao	D24/213
D949,408 S *	4/2022	Ren	D24/213
2006/0026753 A1 *	2/2006	Leung	A47K 3/022 4/622
2015/0224023 A1 *	8/2015	Lee	A61H 33/063 4/524
2017/0258675 A1 *	9/2017	Zou	A61H 15/00

(Continued)

FOREIGN PATENT DOCUMENTS

CN	303184430	*	4/2015
CN	303220058	*	5/2015
CN	304445591	*	1/2018

OTHER PUBLICATIONS

Mountrax Foot Massager Machine with Heat. Date: Sep. 27, 2022. [online]. [Site visited Jan. 2, 2024]. Available from Internet URL: <https://www.amazon.co.uk/dp/B09FSFYNB7/?th=1> (Year: 2022).*

(Continued)

Primary Examiner — Eliza Z Harvey

Assistant Examiner — Landon Thomas Cassell

(74) *Attorney, Agent, or Firm* — Avyno Law P.C.

(57) **CLAIM**

The ornamental design for a foot massager, as shown and described.

DESCRIPTION

FIG. 1 is a top perspective view of a front side of the foot massager of the present design.

FIG. 2 is a bottom perspective view of the rear side of the foot massager of FIG. 1.

FIG. 3 is a side elevation view of the left side of the foot massager of FIG. 1.

FIG. 4 is a side elevation view of the right side of the foot massager of FIG. 1.

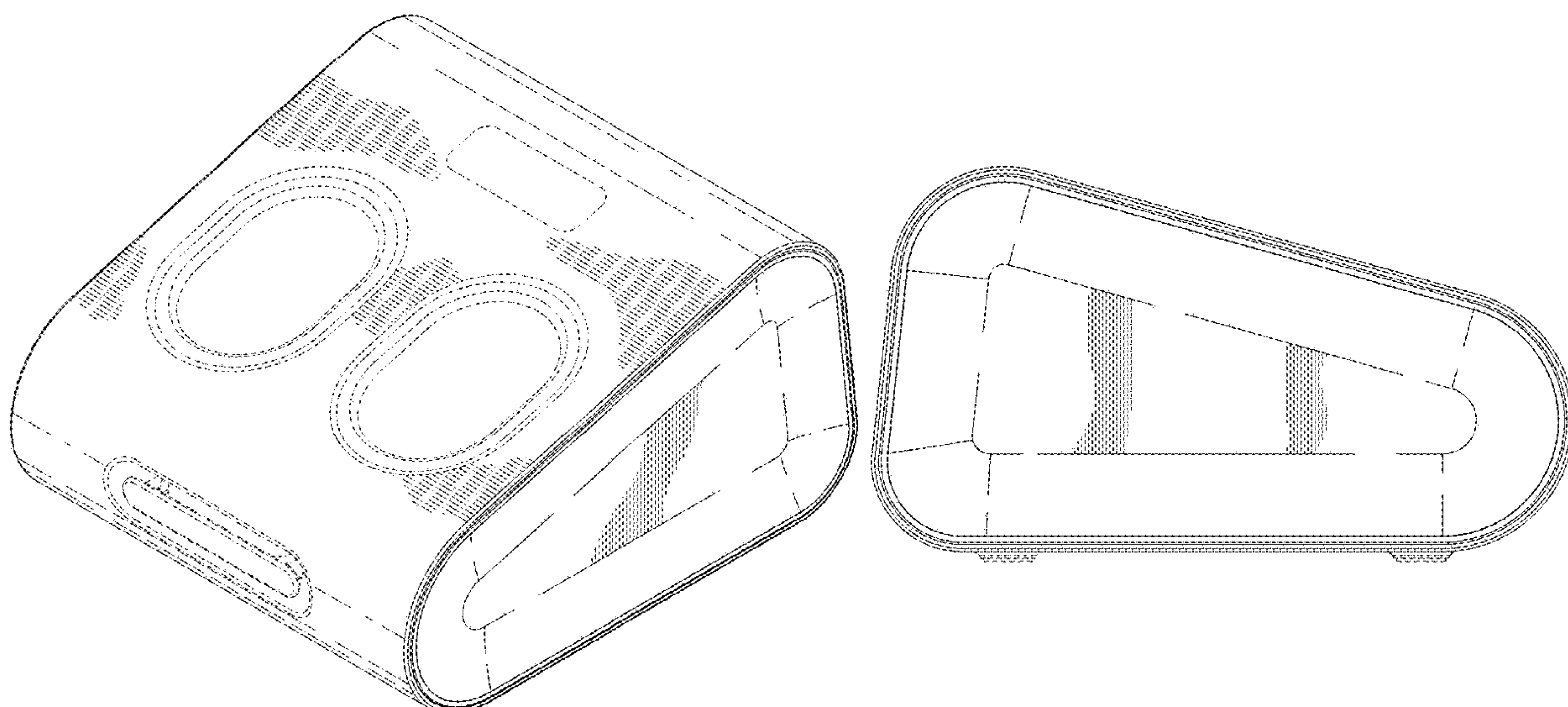
FIG. 5 is a front elevation view of the foot massager of FIG. 1.

FIG. 6 is a rear elevation view of the foot massager of FIG. 1.

FIG. 7 is a top plan view of the foot massager of FIG. 1; and, FIG. 8 is a bottom plan view of the foot massager of FIG. 1.

In the drawings, the broken lines depict portions of the foot massager that form no part of the claimed design.

1 Claim, 8 Drawing Sheets



(56)

References Cited

U.S. PATENT DOCUMENTS

2020/0222270 A1* 7/2020 Xie A61H 1/00
2021/0022565 A1* 1/2021 Yoo A61H 35/006

OTHER PUBLICATIONS

InvoSpa Shiatsu Foot Massager Machine with Heat. Date: May 29, 2018. [online]. [Site visited Jan. 2, 2024]. Available from Internet URL: <https://www.amazon.co.uk/dp/B07DBFJNKN/> (Year: 2018).*

Sharper Image Shiatsu Foot Massager. Date: Oct. 3, 2023. [online]. [Site visited Mar. 25, 2024]. Available from Internet URL: <https://www.amazon.com/dp/B0CKD7GB74> (Year: 2023).*

* cited by examiner

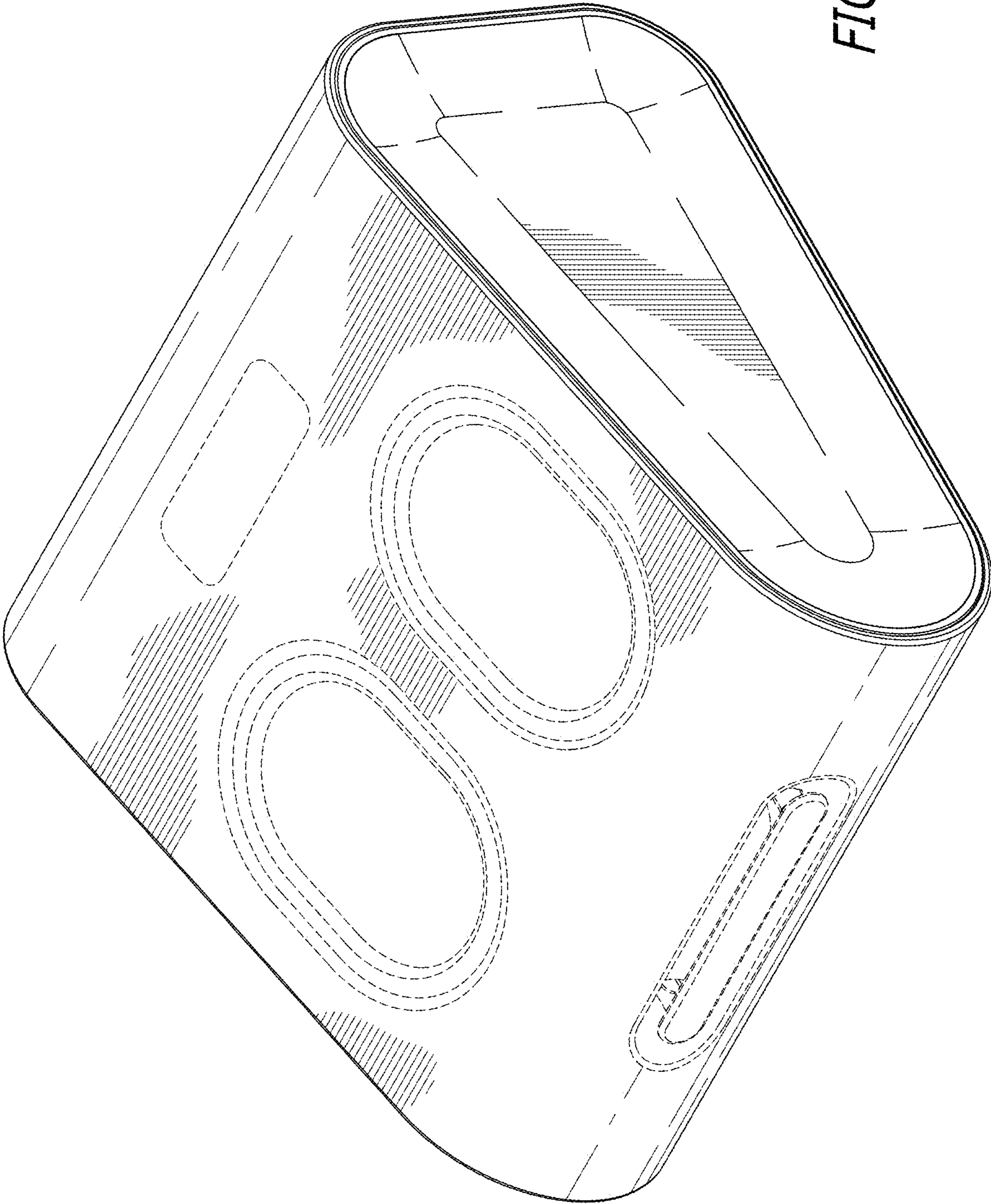


FIG. 1

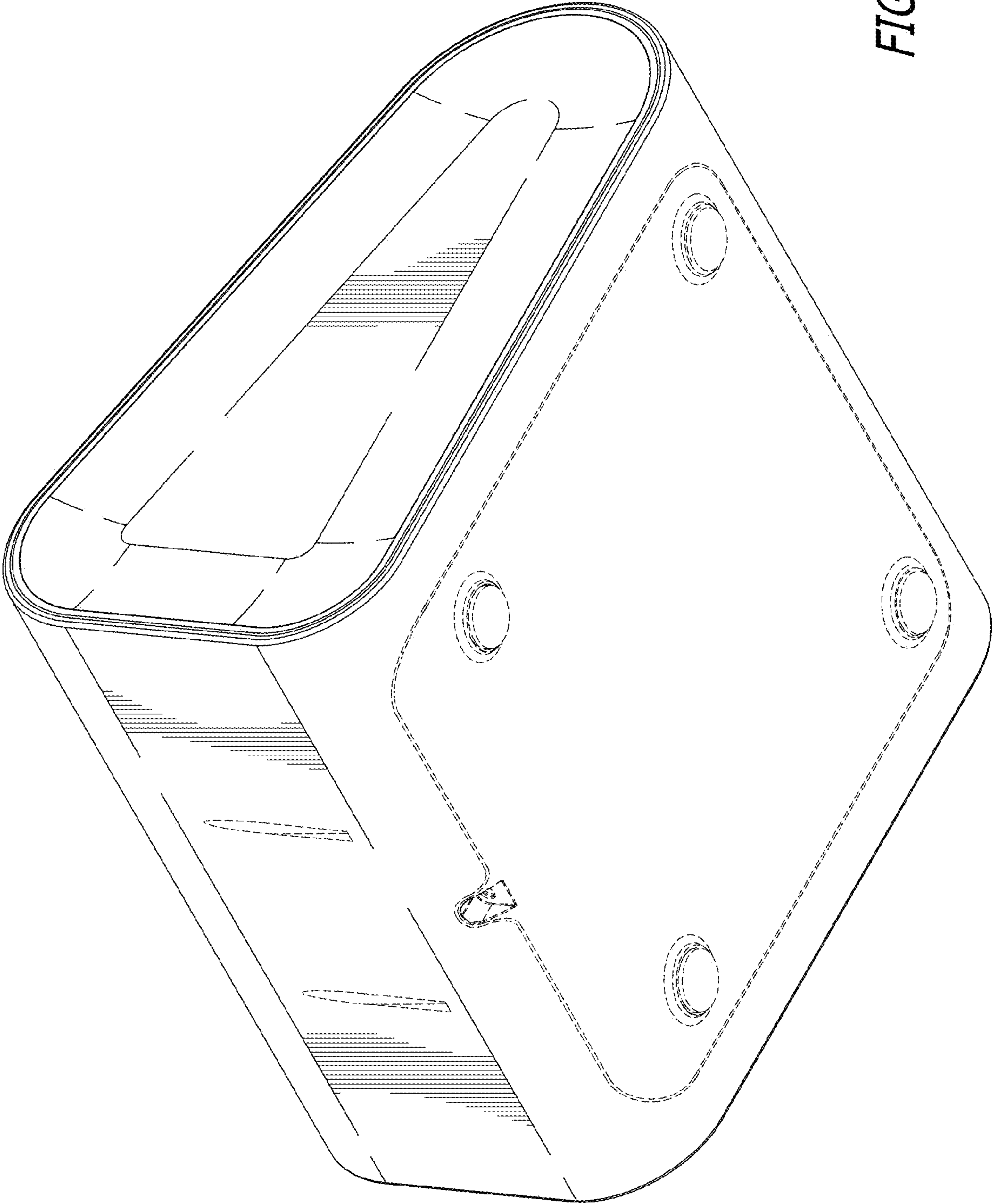


FIG. 2

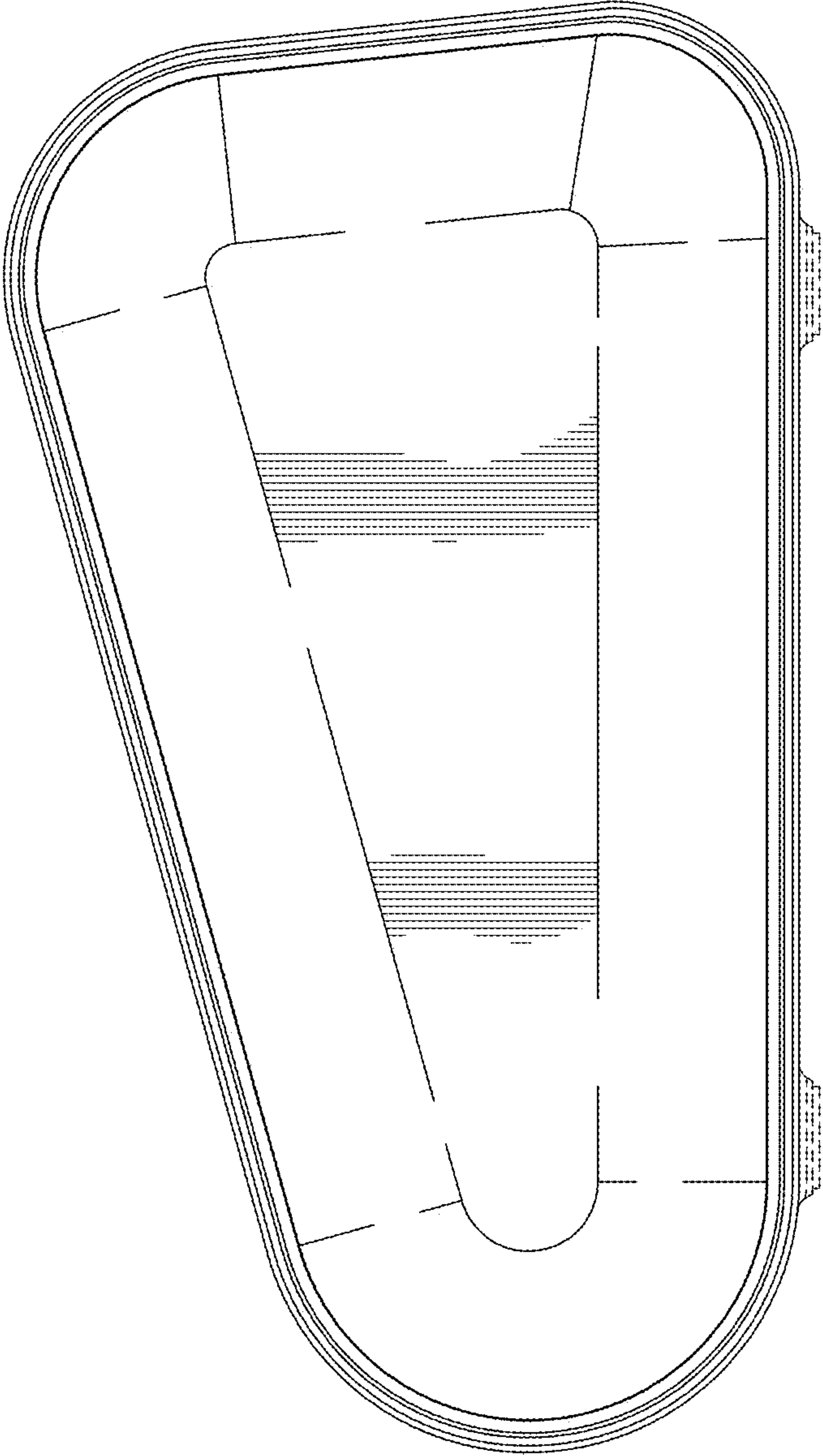
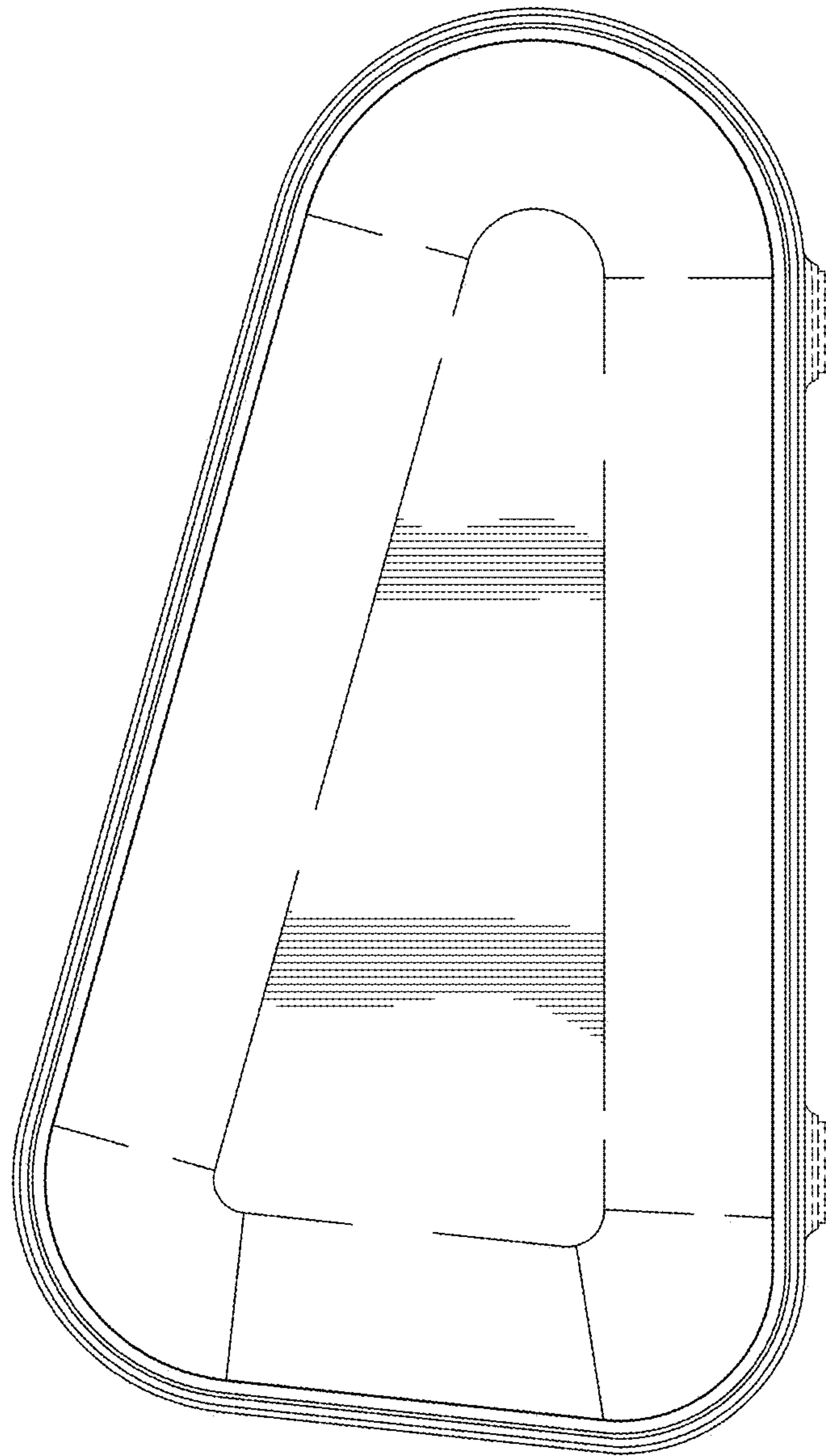


FIG. 3

FIG. 4



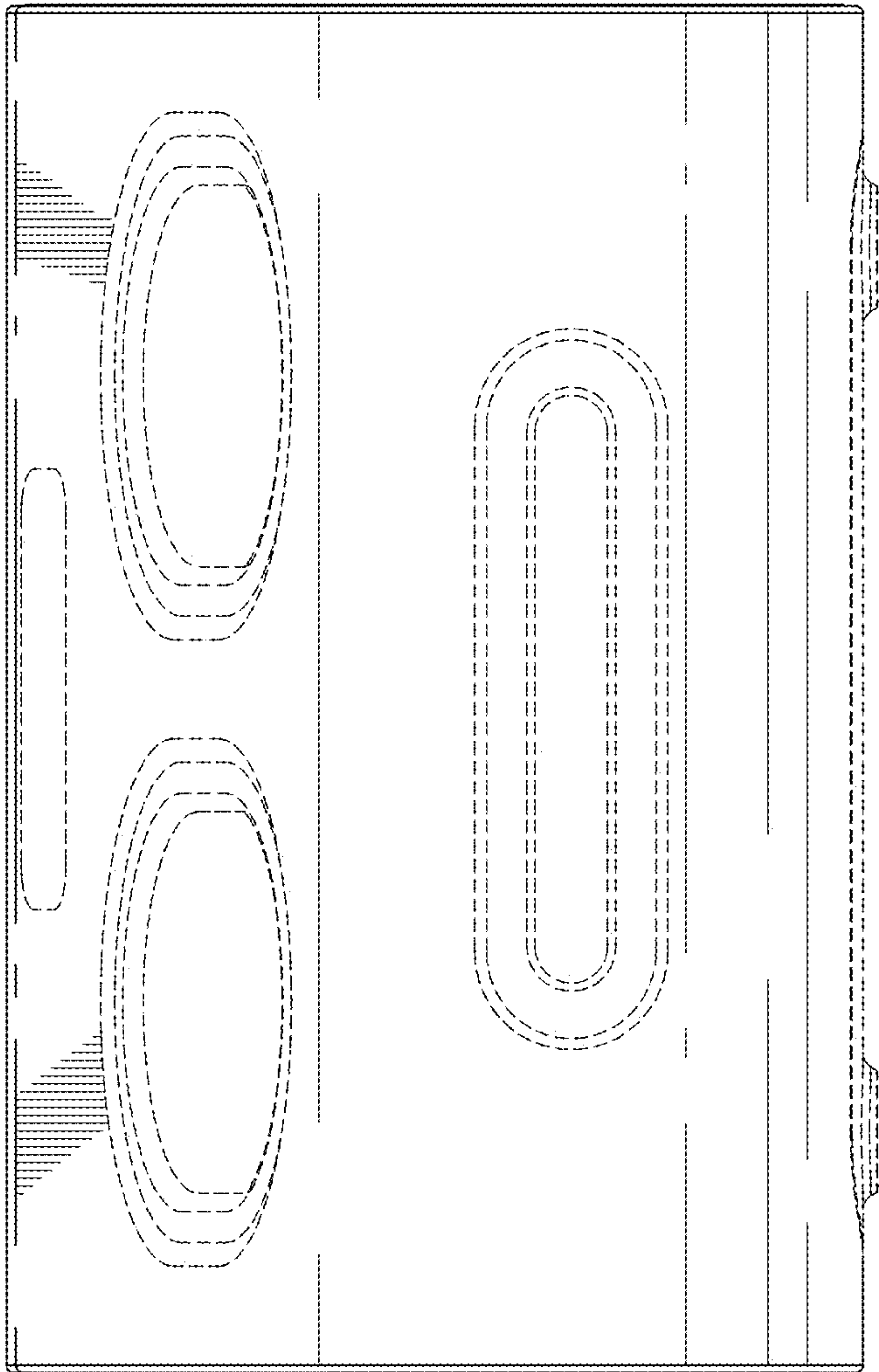


FIG. 5

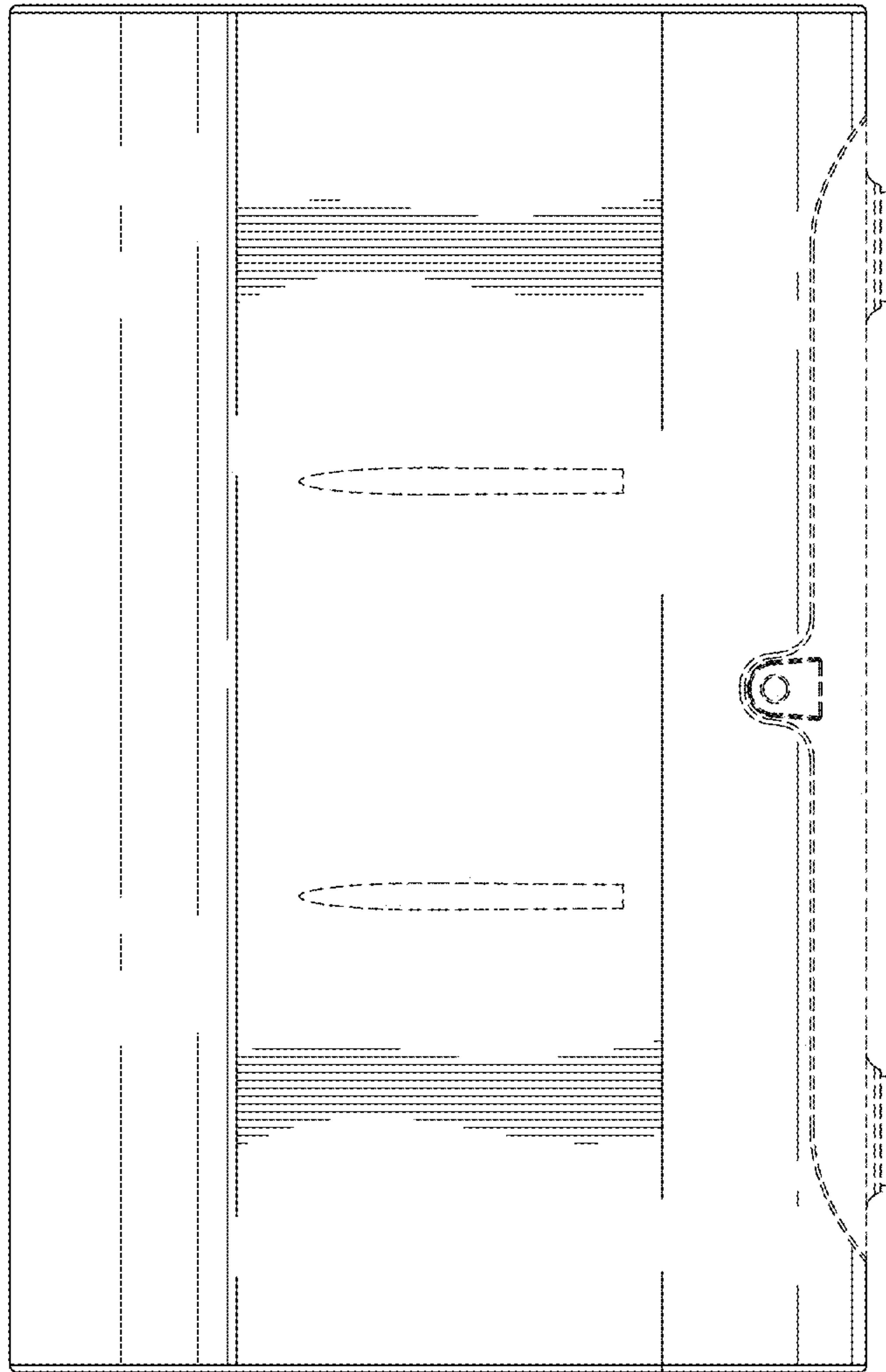


FIG. 6

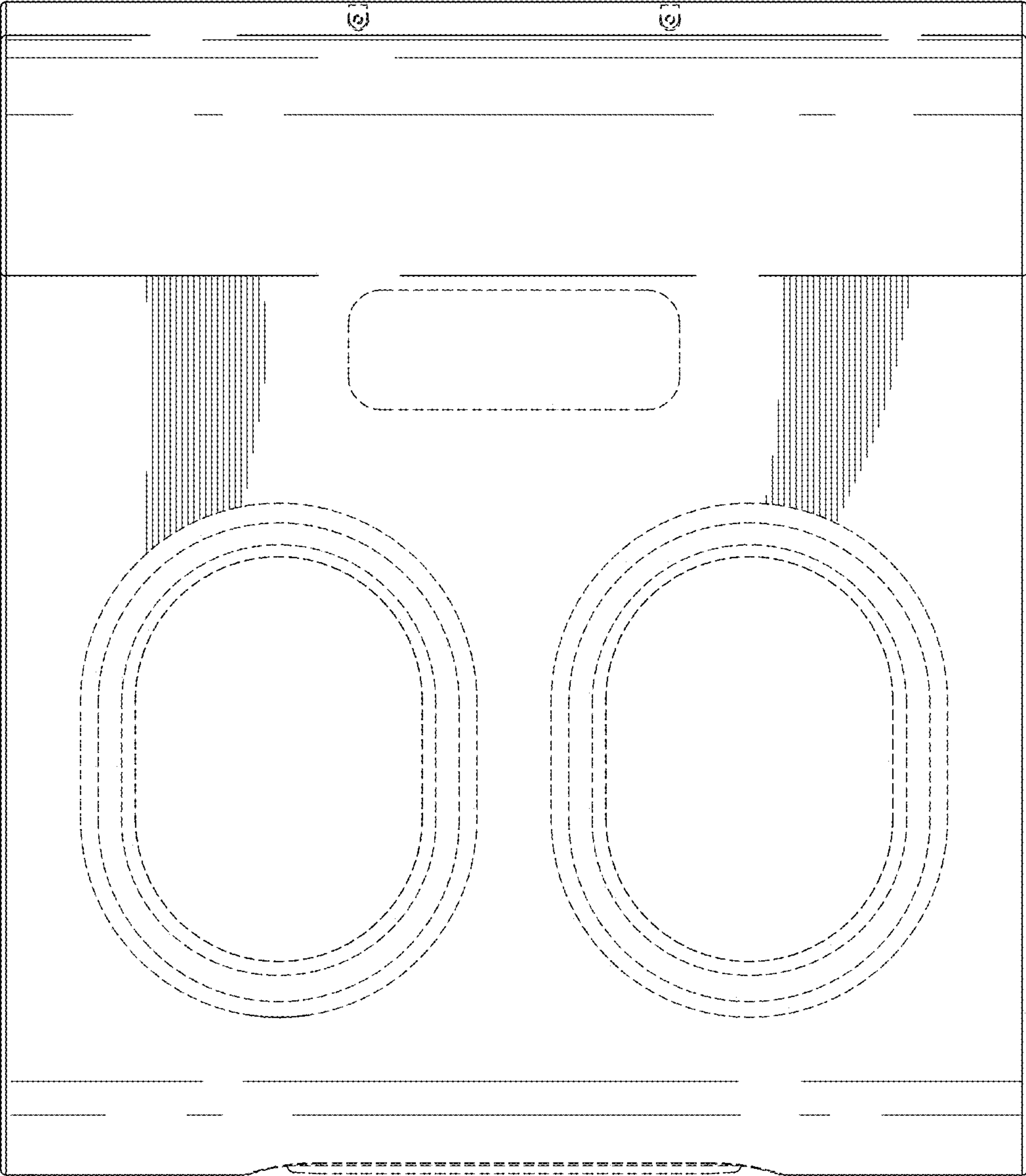


FIG. 7

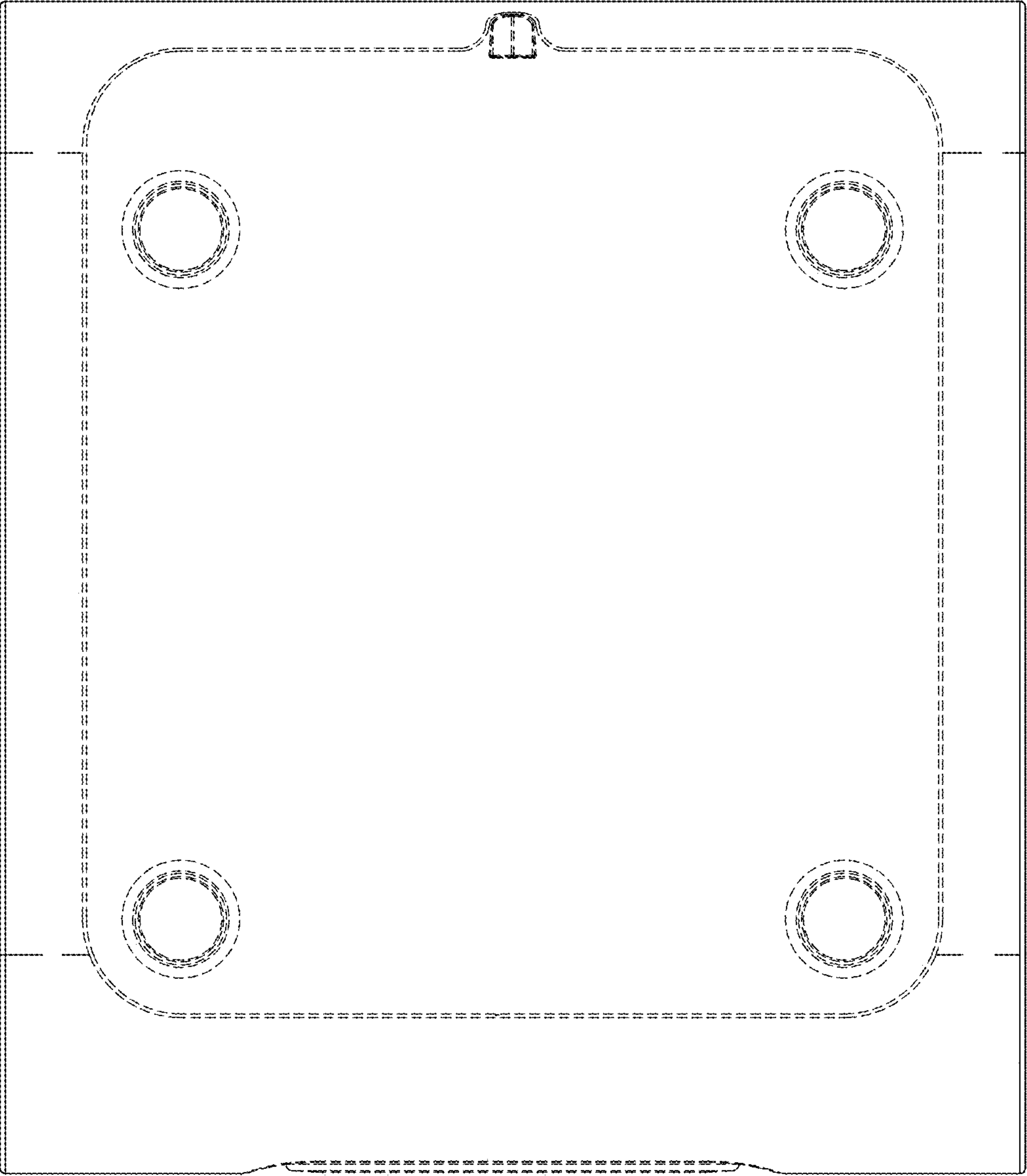


FIG. 8