



US0D1047169S

(12) **United States Design Patent** (10) **Patent No.:** **US D1,047,169 S**  
**Downare** (45) **Date of Patent:** **\*\* Oct. 15, 2024**

(54) **ROLLER**  
(71) Applicant: **Taggart Downare**, Sartell, MN (US)  
(72) Inventor: **Taggart Downare**, Sartell, MN (US)  
(\*\*) Term: **15 Years**  
(21) Appl. No.: **29/870,054**  
(22) Filed: **Jan. 16, 2023**  
(51) **LOC (14) Cl.** ..... **24-01**  
(52) **U.S. Cl.**  
USPC ..... **D24/211**  
(58) **Field of Classification Search**  
USPC ..... D24/215, 200, 211, 212, 213, 214, 133,  
D24/107, 231; D21/662, 683, 686, 691;  
D30/160  
CPC ..... A61H 7/00; A61H 7/002; A61H 7/003;  
A61H 7/004; A61H 7/005; A61H 15/00;  
A61H 2015/0007; A61H 2015/0014;  
A61H 2015/0042; A61H 2207/00  
See application file for complete search history.

(56) **References Cited**

U.S. PATENT DOCUMENTS

4,807,603	A	2/1989	Yasui	
5,577,995	A	11/1996	Walker et al.	
6,974,427	B1	12/2005	Lapham	
7,223,251	B1	5/2007	Cassidy Phillips	
D546,402	S *	7/2007	Sonnier	D21/694
7,250,032	B2	7/2007	Fink	
D567,955	S *	4/2008	Fink	D24/200
D700,709	S *	3/2014	Khodabakhshian	D24/211
D765,871	S	9/2016	Downare	
D827,847	S	9/2018	Downare	
D849,262	S	5/2019	Downare	
10,617,596	B2	4/2020	Downare	
D902,421	S *	11/2020	Kim	D24/211
D906,532	S *	12/2020	Connelly	D24/215
D941,482	S *	1/2022	Thompson, Jr.	D24/211

D973,221	S *	12/2022	Katz	D24/211
D1,018,876	S *	3/2024	Dixon	D24/212
2013/0184620	A1 *	7/2013	Cohen	A61H 15/02 601/118
2015/0133835	A1	5/2015	Fadil et al.	
2015/0148721	A1	5/2015	De Nitto	
2016/0074274	A1 *	3/2016	Mallory	A61H 15/0092 601/119
2016/0331580	A1	11/2016	Chen	

(Continued)

FOREIGN PATENT DOCUMENTS

CA	176669	S	4/2018
CA	201123	*	6/2022

(Continued)

OTHER PUBLICATIONS

Yes4All Ultimate Sandbags for Working Out—Black L New Epp Wave Foam Roller Black. Date: Jan. 1, 2021. [online]. [Site visited May 10, 2024]. Available from Internet URL: <https://www.amazon.com/dp/B0CNR82JQT/> (Year: 2021).\*

(Continued)

*Primary Examiner* — Eliza Z Harvey  
*Assistant Examiner* — Landon Thomas Cassell

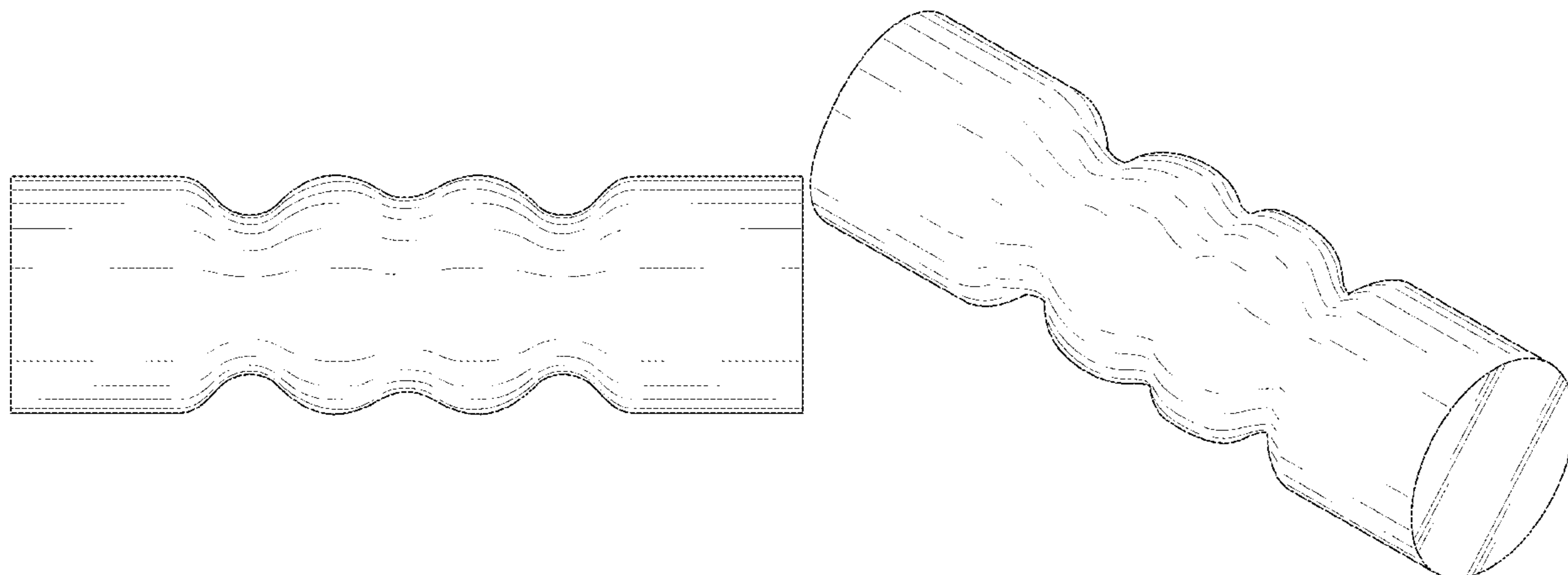
(57) **CLAIM**

The ornamental design for a roller, as shown and described.

**DESCRIPTION**

FIG. 1 is a front view of a roller showing my new design; FIG. 2 is a left side view thereof; FIG. 3 is a right side view thereof; FIG. 4 is a rear view thereof; FIG. 5 is a top plan view thereof; FIG. 6 is a bottom plan view thereof; and, FIG. 7 is a top elevation perspective view thereof.

**1 Claim, 7 Drawing Sheets**



(56)

**References Cited**

U.S. PATENT DOCUMENTS

2017/0065482 A1\* 3/2017 Downare ..... A61H 15/00  
2018/0326254 A1\* 11/2018 Earls ..... A63B 26/003  
2021/0113423 A1\* 4/2021 Kim ..... A61H 15/00

FOREIGN PATENT DOCUMENTS

CN 205145060 U 4/2016  
CN 308343688 \* 11/2023  
KR 300583423.0000 \* 12/2010  
WO 2015041873 A1 3/2015  
WO DM093087 4/2017

OTHER PUBLICATIONS

Rollga Pro—The Better Foam Roller for Flexibility. Date: Dec. 16, 2015. [online]. [Site visited Apr. 26, 2024]. Available from Internet URL: <https://www.amazon.com/dp/B019F42TBY/> (Year: 2015).\*

High Density Foam Roller. Date: Oct. 6, 2017 [online]. [Site visited Apr. 26, 2024]. Available from Internet URL: <https://www.amazon.com/dp/B0767Q9B5P/> (Year: 2017).\*

\* cited by examiner

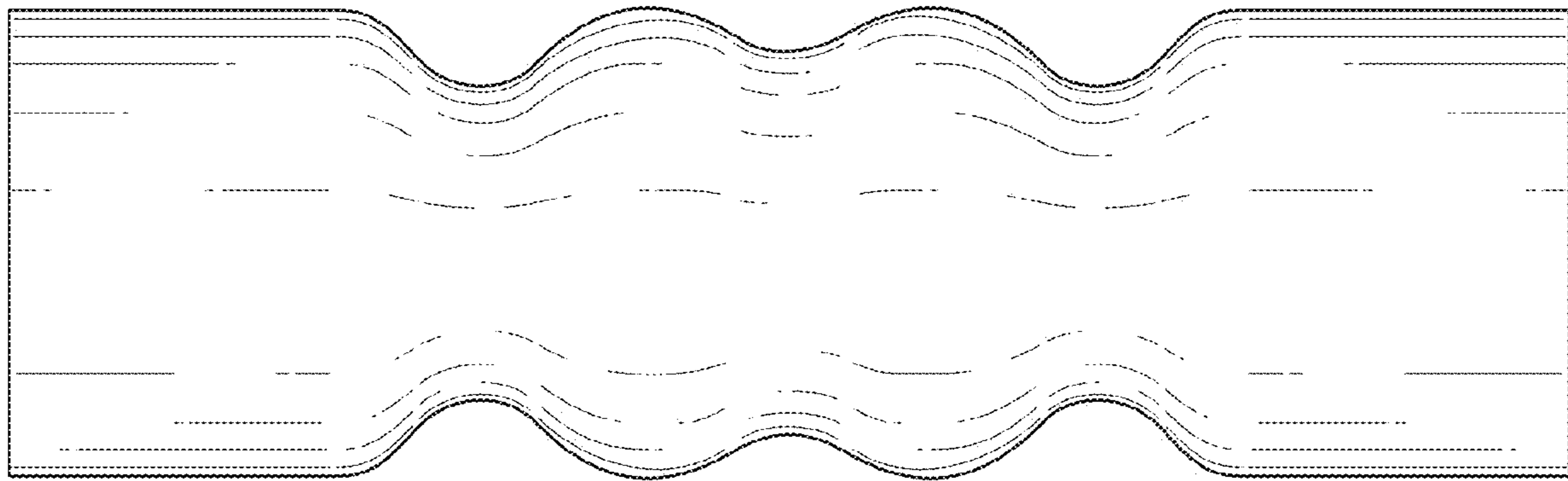


FIG. 1

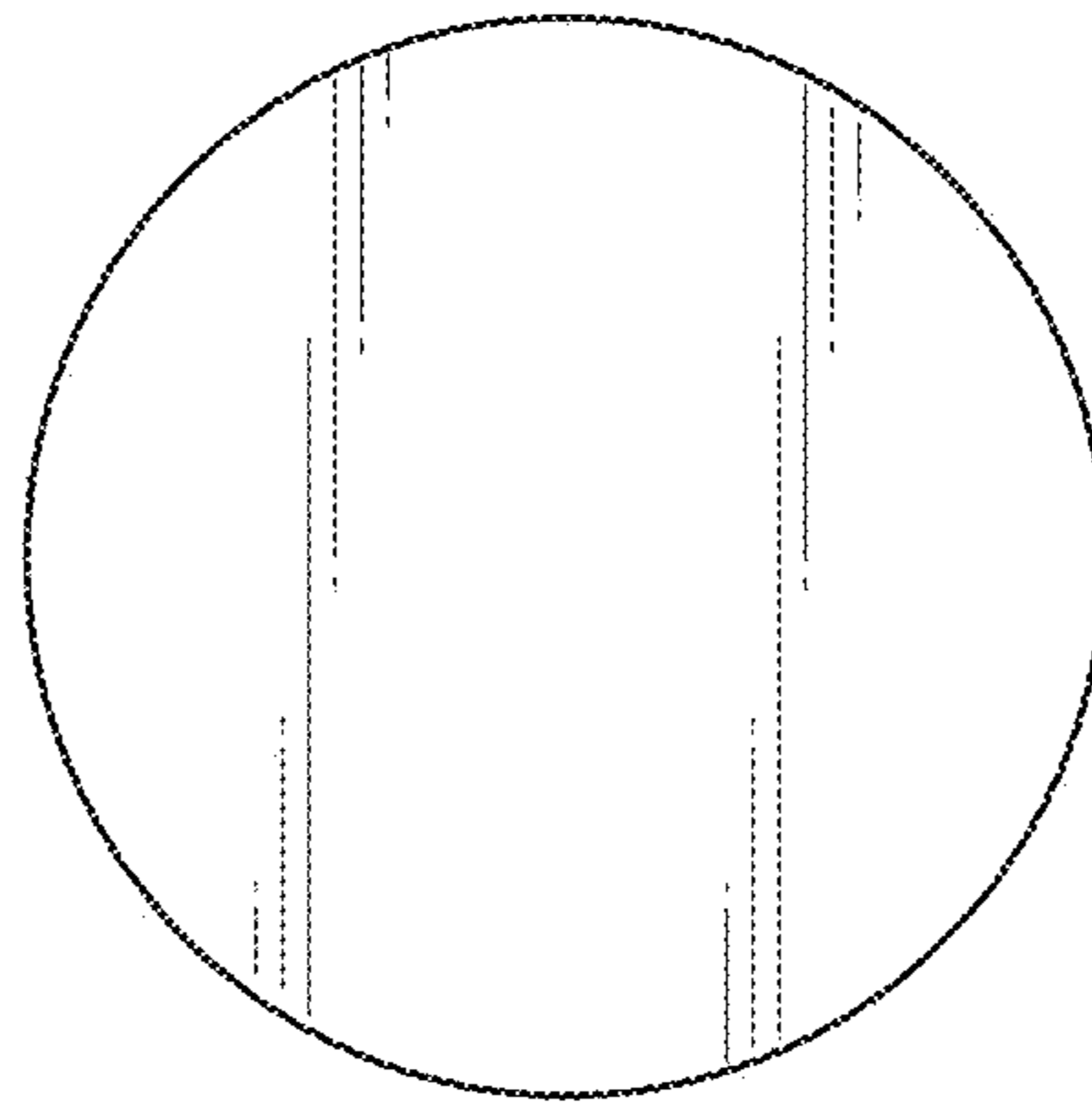


FIG. 2

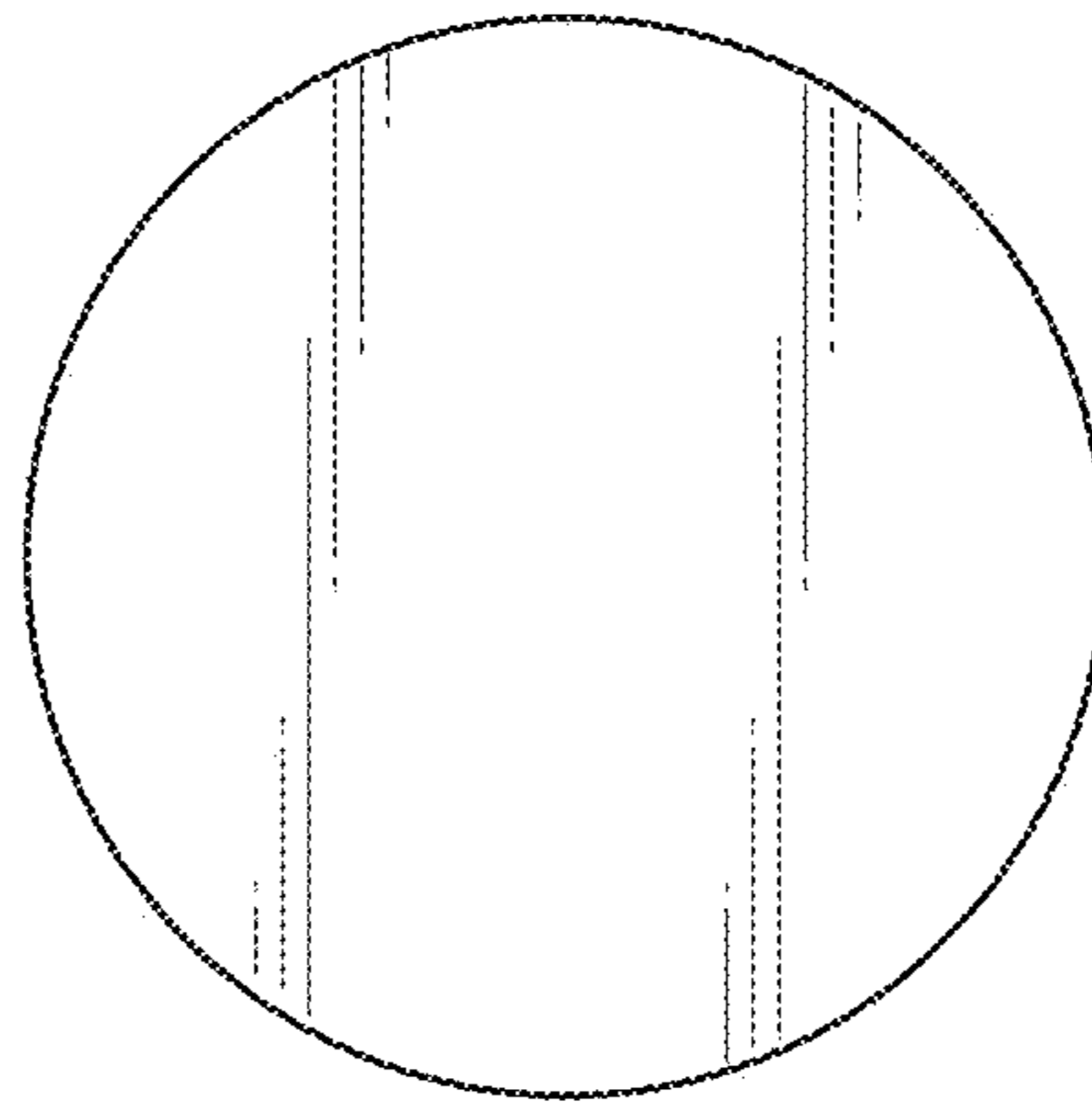


FIG. 3

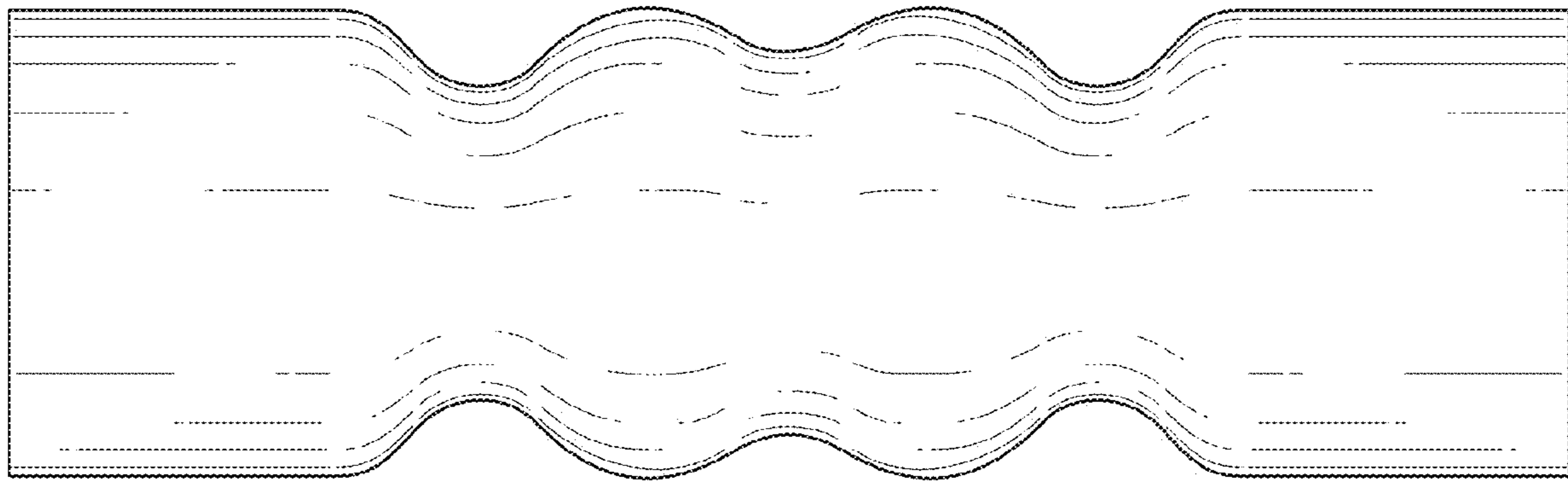


FIG. 4

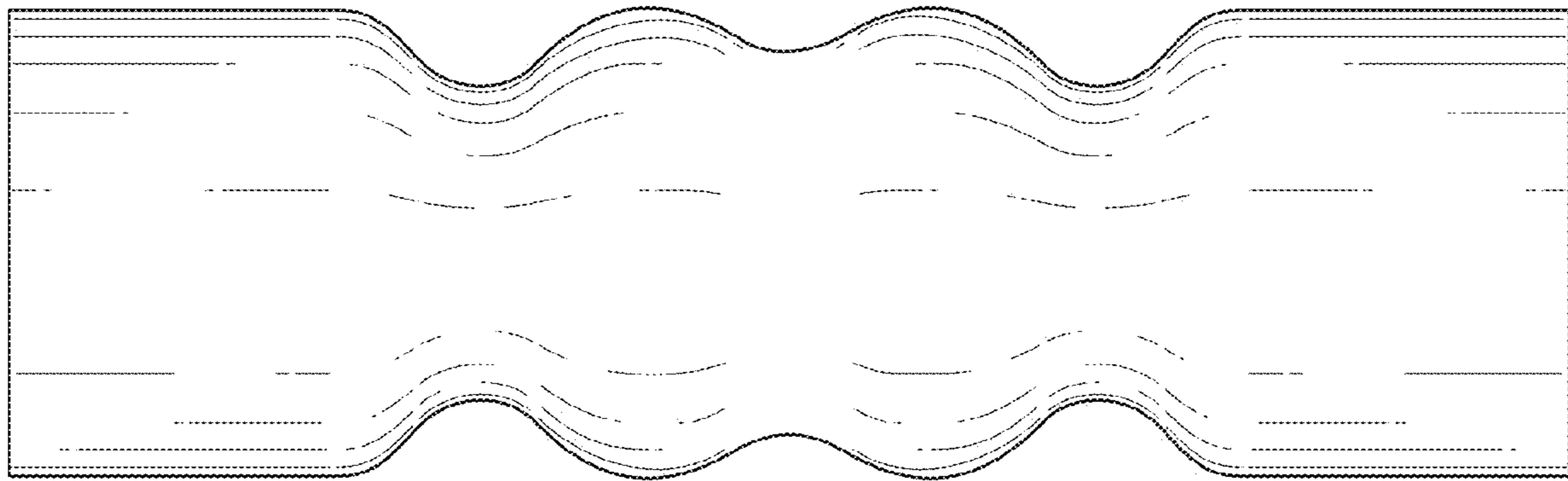


FIG. 5

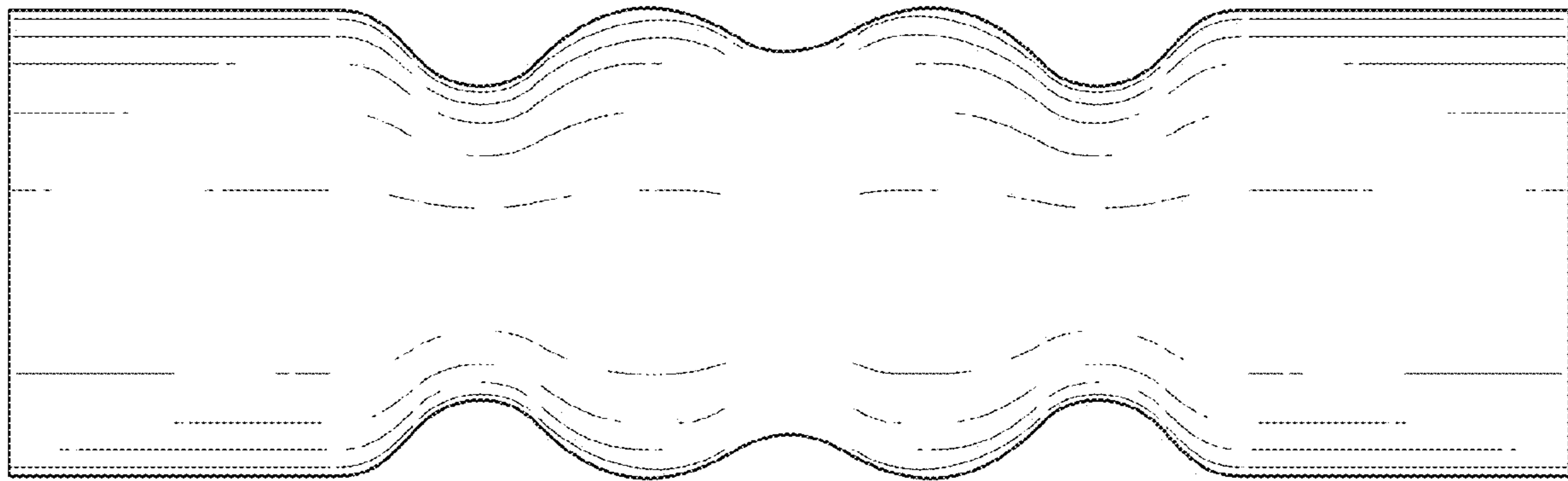


FIG. 6



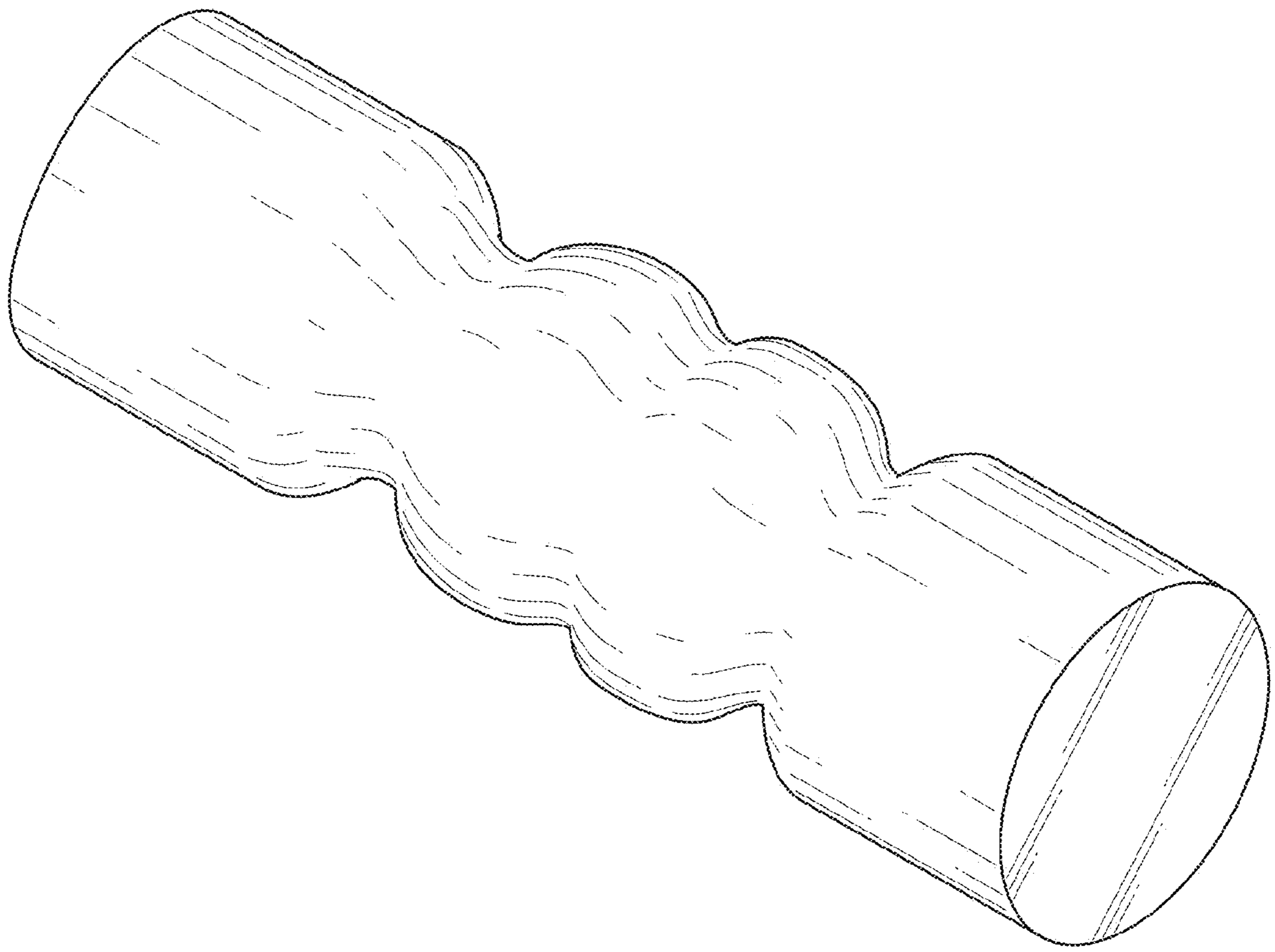


FIG. 7