



US0D1046729S

(12) **United States Design Patent** (10) **Patent No.:** **US D1,046,729 S**
Jeong et al. (45) **Date of Patent:** **** Oct. 15, 2024**

(54) **FRONT DOOR TRIM FOR AN AUTOMOBILE**

- (71) Applicants: **Hyundai Motor Company**, Seoul (KR); **Kia Corporation**, Seoul (KR)
- (72) Inventors: **Seong Rock Jeong**, Gyeonggi-do (KR); **Woo Soon Choi**, Gyeonggi-Do (KR); **Yun Jeong Hwang**, Seoul (KR); **Ji Hyeon Lee**, Gyeonggi-do (KR)
- (73) Assignees: **Hyundai Motor Company**, Seoul (KR); **Kia Corporation**, Seoul (KR)

(**) Term: **15 Years**

(21) Appl. No.: **29/823,667**

(22) Filed: **Jan. 19, 2022**

(30) **Foreign Application Priority Data**

Nov. 16, 2021 (KR) 30-2021-0054639

(51) **LOC (14) Cl.** **12-08**

(52) **U.S. Cl.**
USPC **D12/195**

(58) **Field of Classification Search**
 USPC D12/82, 83, 85, 86, 88, 89, 90, 91, 92, D12/93, 94, 96, 97, 98, 99, 181, 184, D12/190, 192, 195, 196; D21/533, 548, D21/552, 561
 CPC B60J 5/00; B60J 5/02; B60J 5/04; B60J 5/0412; B60J 5/0413; B60J 5/0425; B60J 5/0437; B60J 5/0441; B60J 5/0444; B60J 5/0447; B60J 5/0452; B60J 5/0463; B60J 5/0469; B60J 5/0476; B60J 5/0483; B60J 5/0486; B60J 5/0487; B60J 5/049; B60J 5/10; B60J 5/101; B60J 5/102; B60J 5/103; B60J 5/107; B62D 25/02; B62D 25/04; B62D 25/08; B62D 25/087; B62D 25/10; B62D 25/105; B62D 35/00; B60R 13/02; B60R 13/0206; B60R 13/0243; B60R 21/0428

See application file for complete search history.

(56) **References Cited**

U.S. PATENT DOCUMENTS

- D387,024 S * 12/1997 Hellhake D12/195
- D497,337 S * 10/2004 Takagi D12/195
- D615,017 S * 5/2010 Smith D12/195

(Continued)

OTHER PUBLICATIONS

Hyundai Unveils ‘Seven’ Suv Concept, Published Nov. 17, 2021 [online], [retrieved on Jun. 4, 2024]. Retrieved from the Internet: <https://insideevs.com/news/548355/hyundai-seven-suv-concept-ioniq/> (Year: 2021).*

Primary Examiner — Mark A Goodwin

Assistant Examiner — Adam C Mager

(74) *Attorney, Agent, or Firm* — Fox Rothschild LLP


(57) **CLAIM**

The ornamental design for a front door trim for an automobile, as shown and described.

DESCRIPTION

FIG. 1 is a perspective view of a front door trim for an automobile according to the present invention.
 FIG. 2 is a front view of the front door trim for an automobile of FIG. 1.
 FIG. 3 is a rear view of the front door trim for an automobile of FIG. 1.
 FIG. 4 is a left side view of the front door trim for an automobile of FIG. 1.
 FIG. 5 is a right side view of the front door trim for an automobile of FIG. 1.
 FIG. 6 is a top view of the front door trim for an automobile of FIG. 1; and,
 FIG. 7 is a bottom view of the front door trim for an automobile of FIG. 1.

1 Claim, 7 Drawing Sheets



(56)

References Cited

U.S. PATENT DOCUMENTS

D715,204 S	*	10/2014	Peltola	D12/195
D731,383 S	*	6/2015	Ahn	D12/196
D743,311 S	*	11/2015	Weiner	D12/195
D758,269 S	*	6/2016	Ahn	D12/195
D766,791 S	*	9/2016	Buffery	D12/195
D835,555 S	*	12/2018	Ray	D12/195
D844,517 S	*	4/2019	Brisbourne	D12/195
D853,921 S	*	7/2019	Buffery	D12/195
D933,559 S	*	10/2021	Wraith	D12/196
D960,800 S	*	8/2022	Blommé	D12/195

* cited by examiner

FIG. 1



FIG. 2




FIG. 3




FIG. 4




FIG. 5

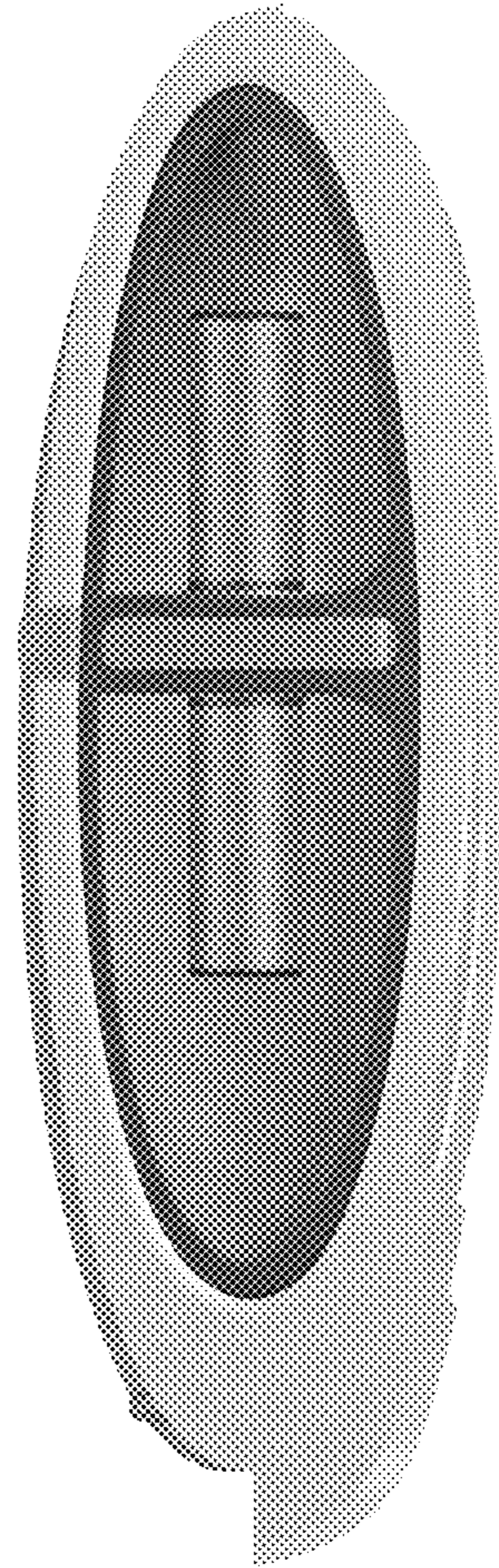


FIG. 6




FIG. 7

