



US0D1046615S

(12) **United States Design Patent** (10) **Patent No.:** **US D1,046,615 S**  
**Zhao et al.** (45) **Date of Patent:** **\*\* Oct. 15, 2024**

(54) **PACKAGE**

(71) Applicant: **ACON BIOTECH (HANGZHOU) CO. LTD.**, Hangzhou (CN)

(72) Inventors: **Yan Zhao**, Hangzhou (CN); **Hua Tian**, Hangzhou (CN); **Tian Hao Li**, Hangzhou (CN)

(73) Assignee: **ACON BIOTECH (HANGZHOU) CO.LTD.**, Hangzhou (CN)

(\*\*) Term: **15 Years**

(21) Appl. No.: **29/831,749**

(22) Filed: **Mar. 23, 2022**

(30) **Foreign Application Priority Data**

Oct. 18, 2021 (CN) ..... 202130681256.4  
Dec. 9, 2021 (CN) ..... 202130814900.0

(51) **LOC (14) Cl.** ..... **09-03**

(52) **U.S. Cl.**  
USPC ..... **D9/432**

(58) **Field of Classification Search**  
USPC ..... D9/414-418, 420-423, 432-434, 457, D9/600, 624, 625, 715, 716, 721, 737,  
(Continued)

(56) **References Cited**

**U.S. PATENT DOCUMENTS**

D323,618 S \* 2/1992 Arai ..... D9/432  
D730,728 S \* 6/2015 Fath ..... D9/432  
(Continued)

**FOREIGN PATENT DOCUMENTS**

CN 307668610 \* 11/2022  
CN 308196423 \* 8/2023  
CN 308313530 \* 11/2023

**OTHER PUBLICATIONS**

Flow Flex Rapid Covid Test Instructions—YouTube. Date posted: Jan. 21, 2022. Site visited: Nov. 29, 2023. Available online: [https://www.youtube.com/watch?v=dpszh\\_kYdsA](https://www.youtube.com/watch?v=dpszh_kYdsA) (Year: 2022).\*

(Continued)

*Primary Examiner* — Catherine S Posthauer  
*Assistant Examiner* — Joan E. Diehl

(74) *Attorney, Agent, or Firm* — JCIPRNET

(57) **CLAIM**

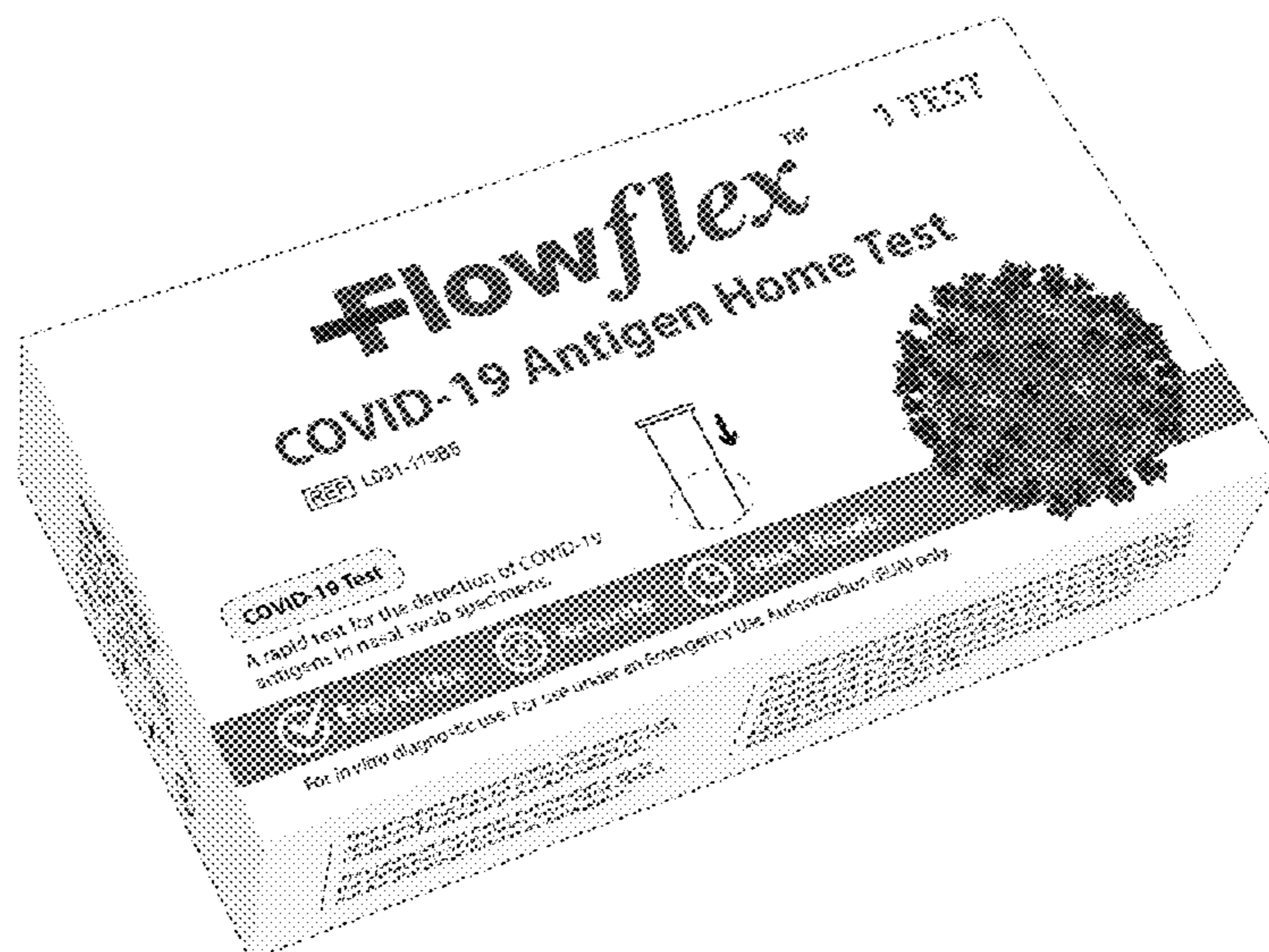
The ornamental design for a package as shown and described.

**DESCRIPTION**

FIG. 1 is a front, left, and bottom perspective view of a first embodiment of a package showing our new design; FIG. 2 is a front, right, and top perspective view of FIG. 1; FIG. 3 is a front view of FIG. 1; FIG. 4 is a rear view of FIG. 1; FIG. 5 is a left side view of FIG. 1; FIG. 6 is a right side view of FIG. 1; FIG. 7 is a top view of FIG. 1; FIG. 8 is a bottom view of FIG. 1; FIG. 9 is a front, left, and bottom perspective view of a second embodiment of a package showing our new design; FIG. 10 is a front view of FIG. 9; FIG. 11 is a rear view of FIG. 9; FIG. 12 is a left side view of FIG. 9; FIG. 13 is a right side view of FIG. 9; FIG. 14 is a top view of FIG. 9; and, FIG. 15 is a bottom view of FIG. 9.

Flowflex is a registered trademark of Leadway (HK) Limited Liability Company. ACON is a registered trademark of ACON Laboratories, Inc.

**1 Claim, 15 Drawing Sheets**



(58) **Field of Classification Search**

USPC ..... D9/743, 749, 702, 711, 713, 667;  
D3/273, 20, 202, 203, 203.2, 203.6,  
D3/203.7, 207, 242, 265; D28/4-7, 76,  
D28/82-83; D20/10, 11, 22, 23, 27, 28,  
D20/40, 42, 44; D14/485-493; D5/56  
CPC ..... B65D 5/00; B65D 5/005; B65D 5/0254;  
B65D 5/06; B65D 5/38; B65D 5/42;  
B65D 5/22; B65D 5/4245; B65D 5/54;  
B65D 5/4212; B65D 5/4608; B65D 5/60;  
B65D 5/18; B65D 17/4014; B65D  
17/0014; B65D 17/0025; B65D 17/0044;  
B65D 1/00; B65D 1/02; B65D 1/24;  
B65B 69/0033

See application file for complete search history.

(56)

**References Cited**

U.S. PATENT DOCUMENTS

D764,289 S \* 8/2016 Hauck ..... D9/432  
D977,966 S \* 2/2023 Fang ..... D9/432  
D985,935 S \* 5/2023 Zhou ..... D3/265  
D1,002,366 S \* 10/2023 Yoon ..... D9/432  
2020/0282684 A1 \* 9/2020 Ghiotti ..... B65B 5/06

OTHER PUBLICATIONS

Demand for at-home testing kits high as Covid-19 numbers rise |  
Keye. Date posted: Dec. 22, 2021. Site visited: Nov. 29, 2023.  
Available online: <https://cbsaustin.com/news/local/demand-for-at-home-testing-kits-high-as-covid-19-numbers-rise> (Year: 2021).\*

Amazon.com: Flowflex Covid-19 Antigen Home Test. Date first  
available: Jan. 8, 2022. Site visited: Nov. 29, 2023. Available online:  
<https://www.amazon.com/Flowflex-COVID-19-Home-Test-Tests/dp/B09PZS1N44> (Year: 2022).\*

\* cited by examiner

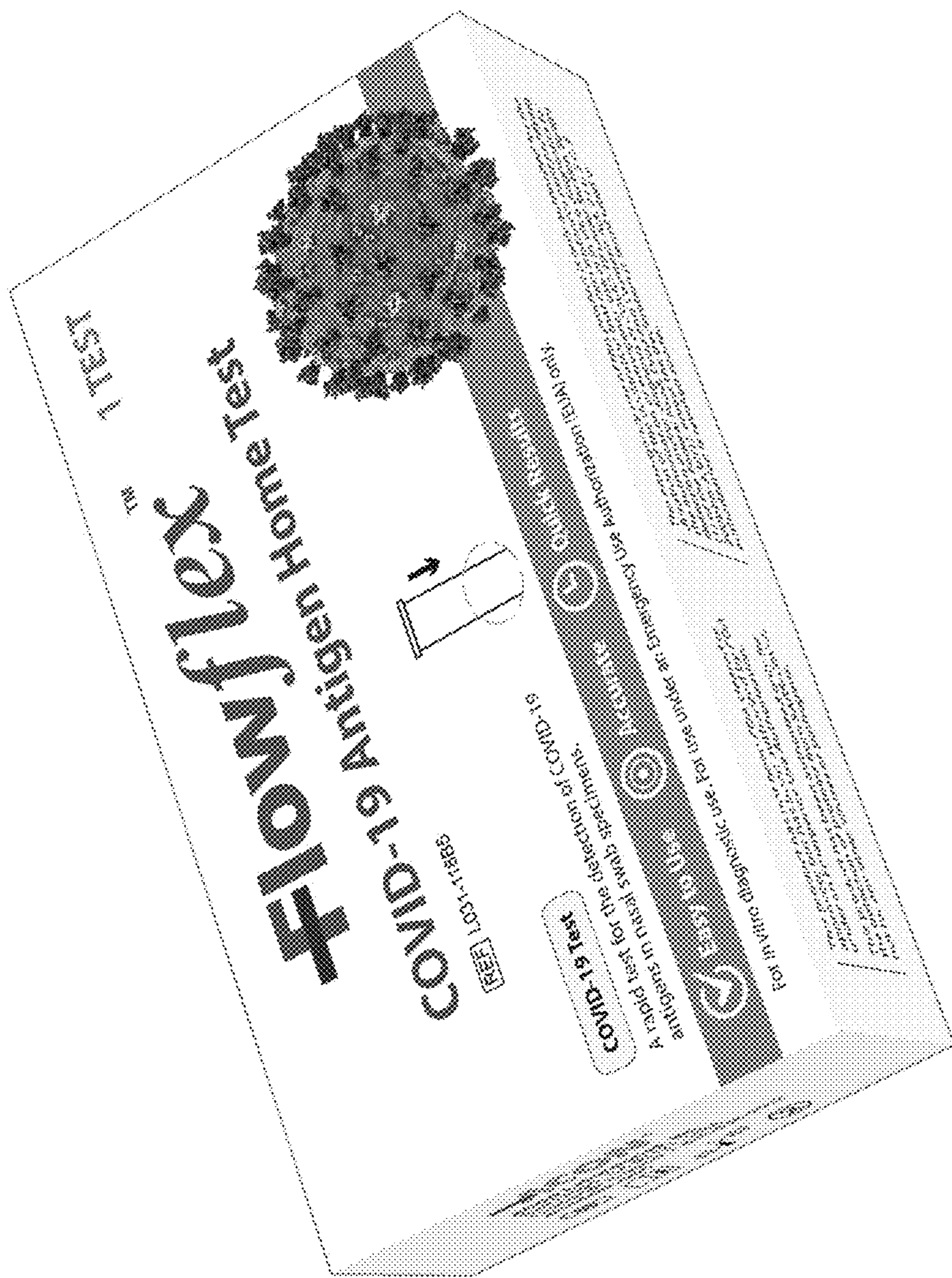


FIG. 1



FIG. 2




FIG. 3




FIG. 4



FIG. 5




FIG. 6



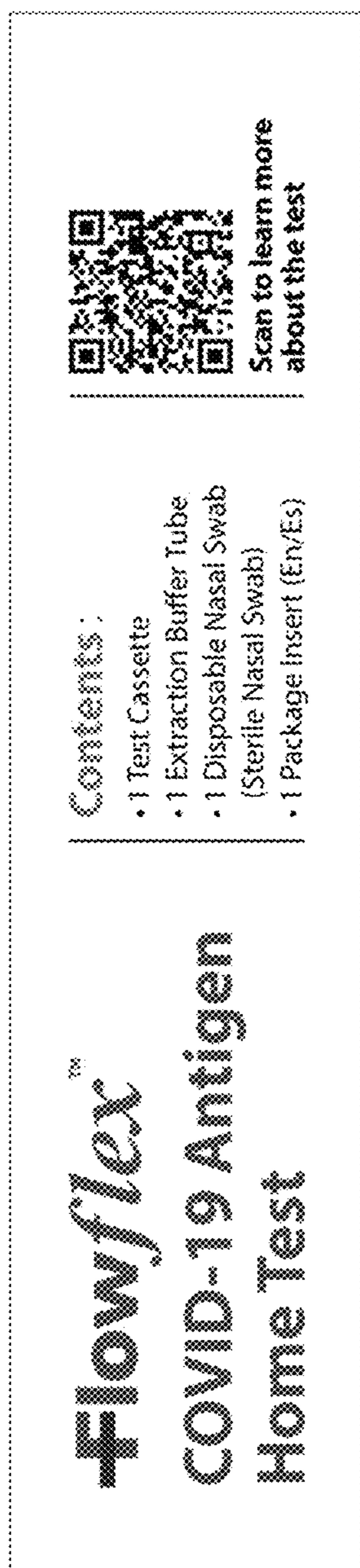


FIG. 7

This product has not been FDA cleared or approved; but has been authorized by FDA under an Emergency Use Authorization.

This product has been authorized only for the detection of proteins from SARS-CoV-2, not for any other viruses or pathogens.

The emergency use of this product is only authorized for the duration of the declaration that circumstances exist justifying the authorization of emergency use of in vitro diagnostics for detection and/or diagnosis of COVID-19 under Section 564(b)(1) of the Federal Food, Drug and Cosmetic Act, 21 U.S.C. § 360bbb-3(b)(1), unless the declaration is terminated or authorization is revoked sooner.

FIG. 8

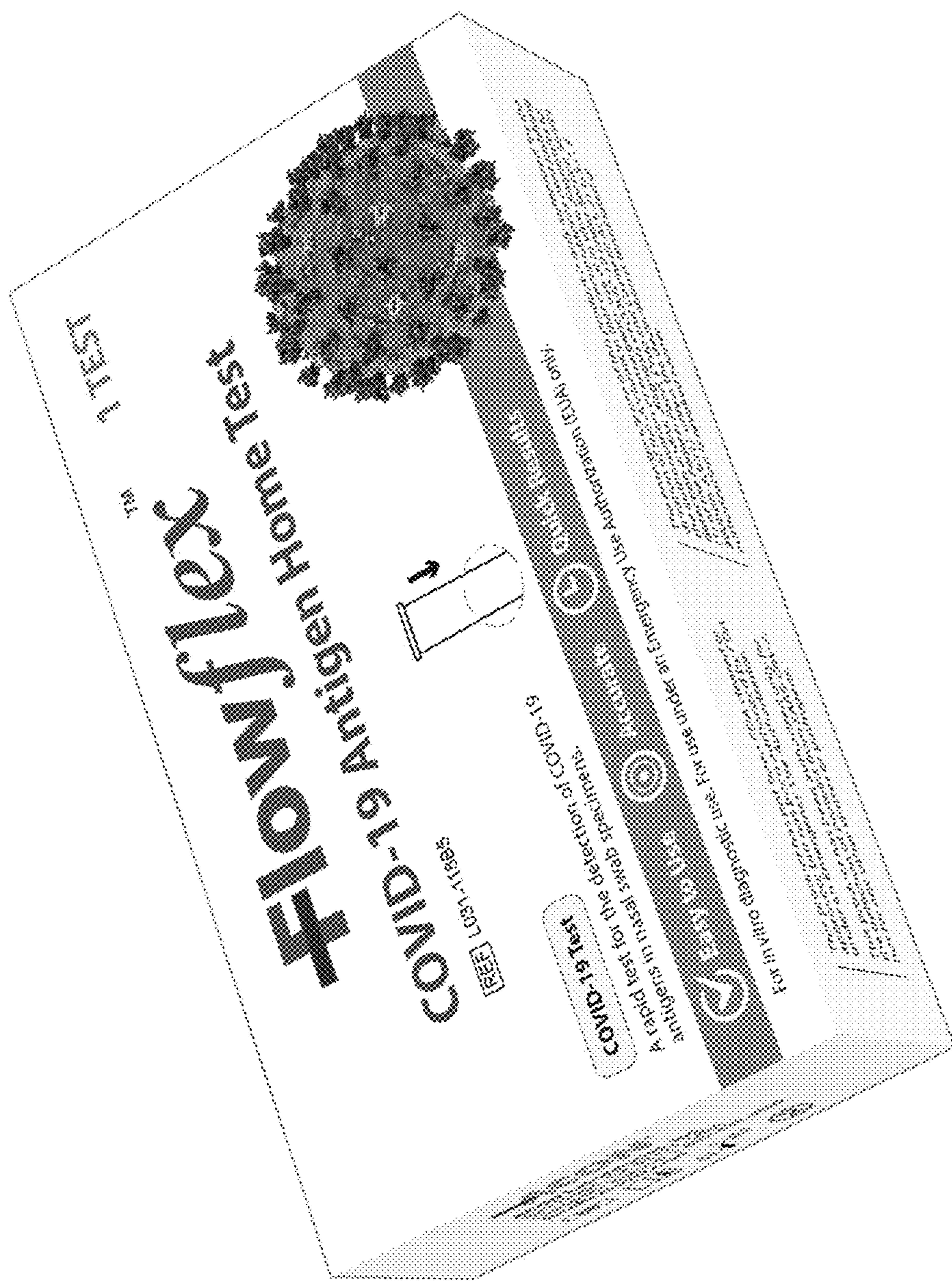


FIG. 9




FIG. 10




FIG. 11



FIG. 12


Contents :

- 1 Test Cassette
- 1 Extraction Buffer Tube
- 1 Disposable Nasal Swab
- 1 Sterile Nasal Swab (Sterile Nasal Swab)
- 1 Package Insert (En/Es)



Scan to learn more about the test

FIG. 13



**FIG. 14**



This product has not been FDA cleared or approved; but has been authorized by FDA under an Emergency Use Authorization.

This product has been authorized only for the detection of proteins from SARS-CoV-2, not for any other viruses or pathogens.

The emergency use of this product is only authorized for the duration of the declaration that circumstances exist justifying the authorization of emergency use of in vitro diagnostics for detection and/or diagnosis of COVID-19 under Section 564(b)(1) of the Federal Food, Drug and Cosmetic Act, 21 U.S.C. § 360bbb-3(b)(1), unless the declaration is terminated or authorization is revoked sooner.

FIG. 15