



US0D1046470S

(12) **United States Design Patent** (10) **Patent No.:** **US D1,046,470 S**  
**Li** (45) **Date of Patent:** **\*\* Oct. 15, 2024**

(54) **ROCKING FOOT REST**  
(71) Applicant: **Shenzhen Ganyue Technology Co., Ltd., Shenzhen (CN)**  
(72) Inventor: **Yingjin Li, Shangrao (CN)**  
(73) Assignee: **Shenzhen Ganyue Technology Co., Ltd., Shenzhen (CN)**

D873,040 S 1/2020 Gupta  
D902,612 S \* 11/2020 Hu ..... D6/349  
D910,125 S \* 2/2021 Liu ..... D21/688  
10,918,215 B1 2/2021 Berger  
11,045,006 B2 6/2021 Dolev et al.  
D950,969 S \* 5/2022 Lin ..... D6/349  
D968,109 S 11/2022 Xu  
D979,262 S \* 2/2023 Zhu ..... D6/349

(Continued)

(\*\*) Term: **15 Years**  
(21) Appl. No.: **29/922,994**  
(22) Filed: **Dec. 27, 2023**  
(51) **LOC (14) Cl.** ..... **06-01**  
(52) **U.S. Cl.**  
USPC ..... **D6/349; D21/688**  
(58) **Field of Classification Search**  
USPC ..... D6/335, 344, 348, 349, 350, 343, 355;  
D21/688; D24/213  
CPC .... A47C 16/02; A47C 16/025; A47K 17/028;  
A63B 22/16  
See application file for complete search history.

**OTHER PUBLICATIONS**

DISFAT Ergonomic Foot Rest, available in Amazon.com, date first available Jun. 2, 2023[online], Retrieved on Mar. 11, 2024 from URL : <https://www.amazon.com/DISFAT-Ergonomic-Rocking-Footrest-Circulation/dp/B0C6XKF2M8/> (Year: 2023).\*

*Primary Examiner* — Susan E Krakower  
*Assistant Examiner* — Michelle M Reeves  
(74) *Attorney, Agent, or Firm* — Olive Law Group, PLLC

(57) **CLAIM**

The ornamental design for a rocking foot rest, as shown and described.

**DESCRIPTION**

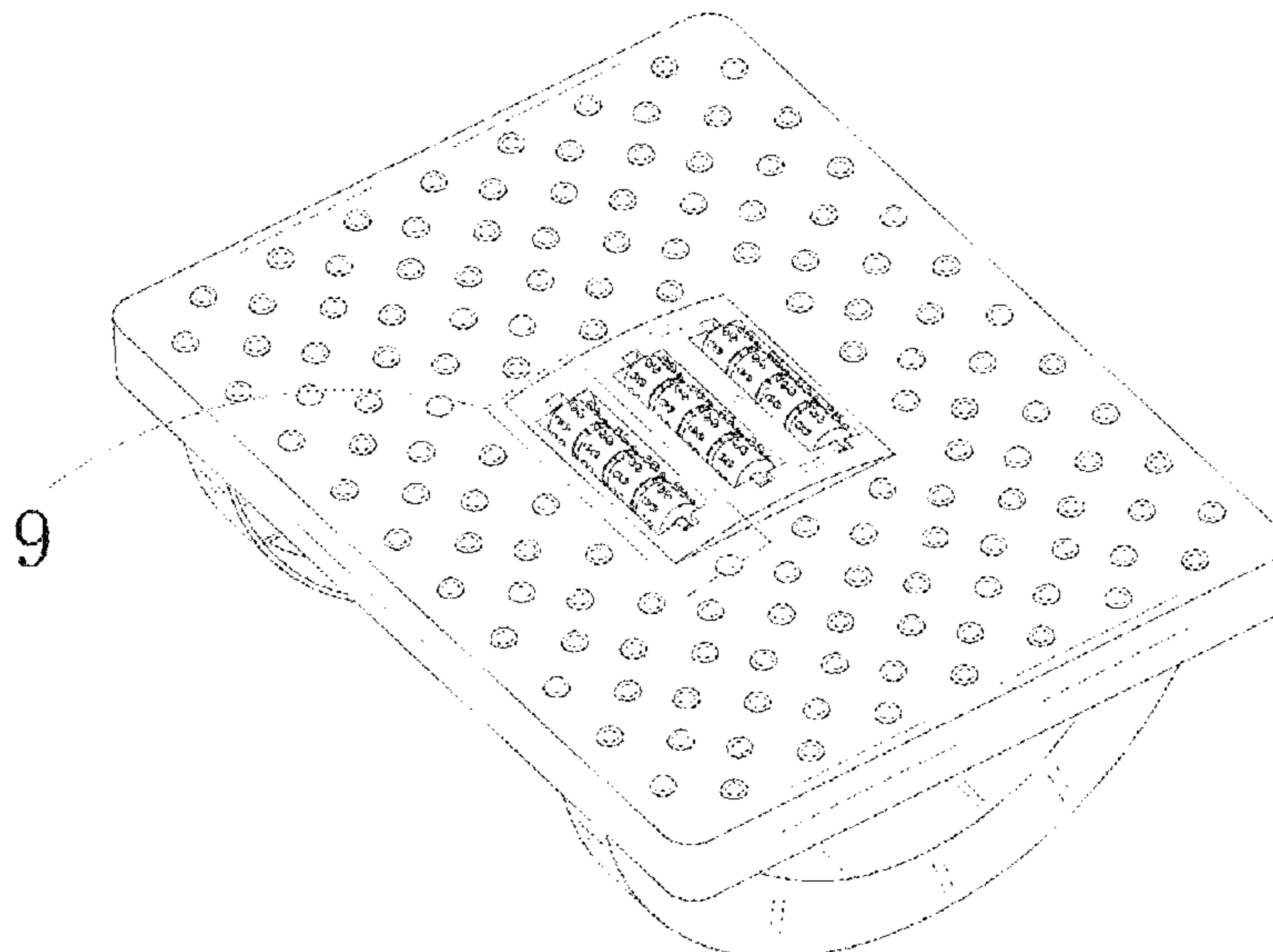
(56) **References Cited**

**U.S. PATENT DOCUMENTS**

D227,584 S \* 7/1973 Perez ..... 482/146  
4,462,636 A 7/1984 Markson  
D319,084 S \* 8/1991 Bush ..... D21/688  
5,294,180 A \* 3/1994 Grimm ..... A47C 16/025  
297/423.46  
D348,784 S \* 7/1994 Hassel ..... D6/349  
5,577,806 A 11/1996 Ugalde  
5,584,535 A 12/1996 Jacobson et al.  
5,643,164 A \* 7/1997 Teff ..... A63B 23/08  
482/79  
D389,327 S \* 1/1998 King ..... D24/212  
6,761,671 B1 7/2004 McKinney et al.  
D566,976 S \* 4/2008 Pattison ..... D6/349  
7,708,348 B2 5/2010 Barr  
D797,466 S 9/2017 Zioni

FIG. 1 is a bottom, front and left side perspective view of a rocking foot rest showing my new design;  
FIG. 2 is a front elevational view thereof;  
FIG. 3 is a rear elevational view thereof;  
FIG. 4 is a left side elevational view thereof;  
FIG. 5 is a right side elevational view thereof;  
FIG. 6 is a top plan view thereof;  
FIG. 7 is a bottom plan view thereof;  
FIG. 8 is an exploded perspective view thereof; and,  
FIG. 9 is an enlarged view of the portion labeled “9” framed in FIG. 1.  
In FIG. 1 and FIG. 9, a dot-dash broken line rectangular frame defines the boundary of an enlarged view and form no part of the claimed design.

**1 Claim, 9 Drawing Sheets**



(56)

**References Cited**

U.S. PATENT DOCUMENTS

D989,498 S \* 6/2023 Xie ..... D6/349  
D999,539 S \* 9/2023 Wang ..... D6/349  
2003/0071508 A1 4/2003 Lu  
2014/0123376 A1 5/2014 Edwards et al.

\* cited by examiner

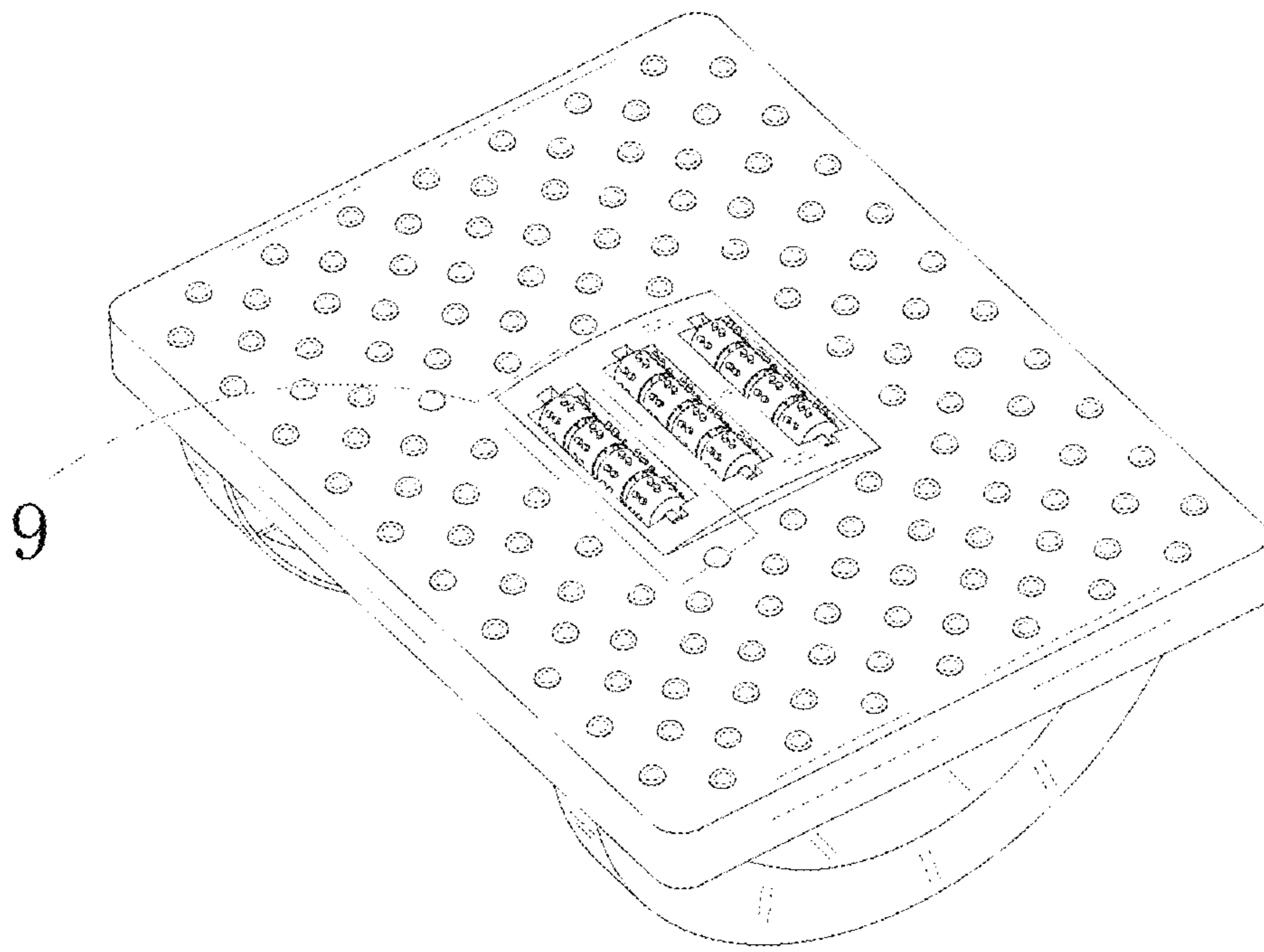


FIG. 1




FIG. 2

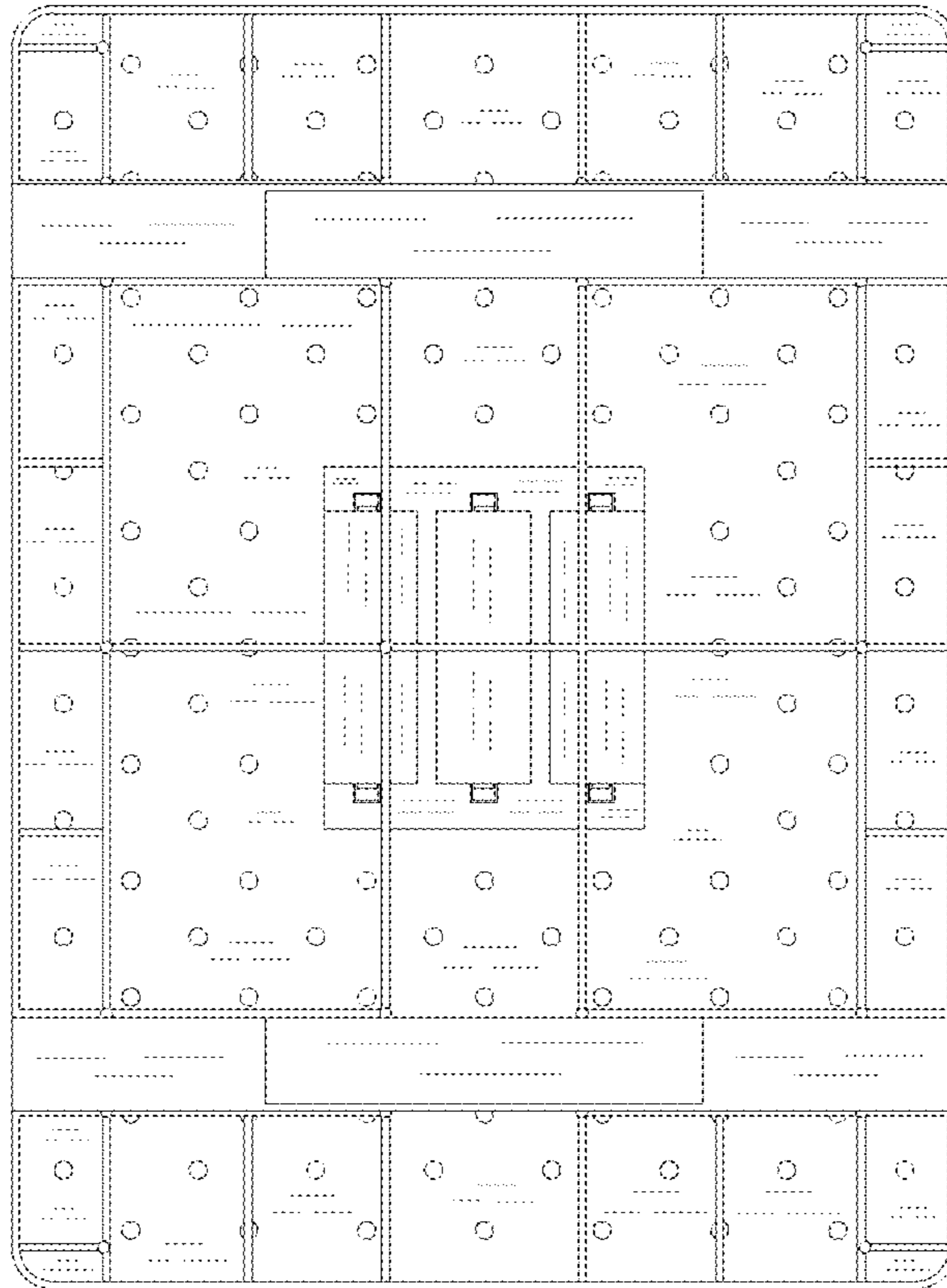


FIG. 3

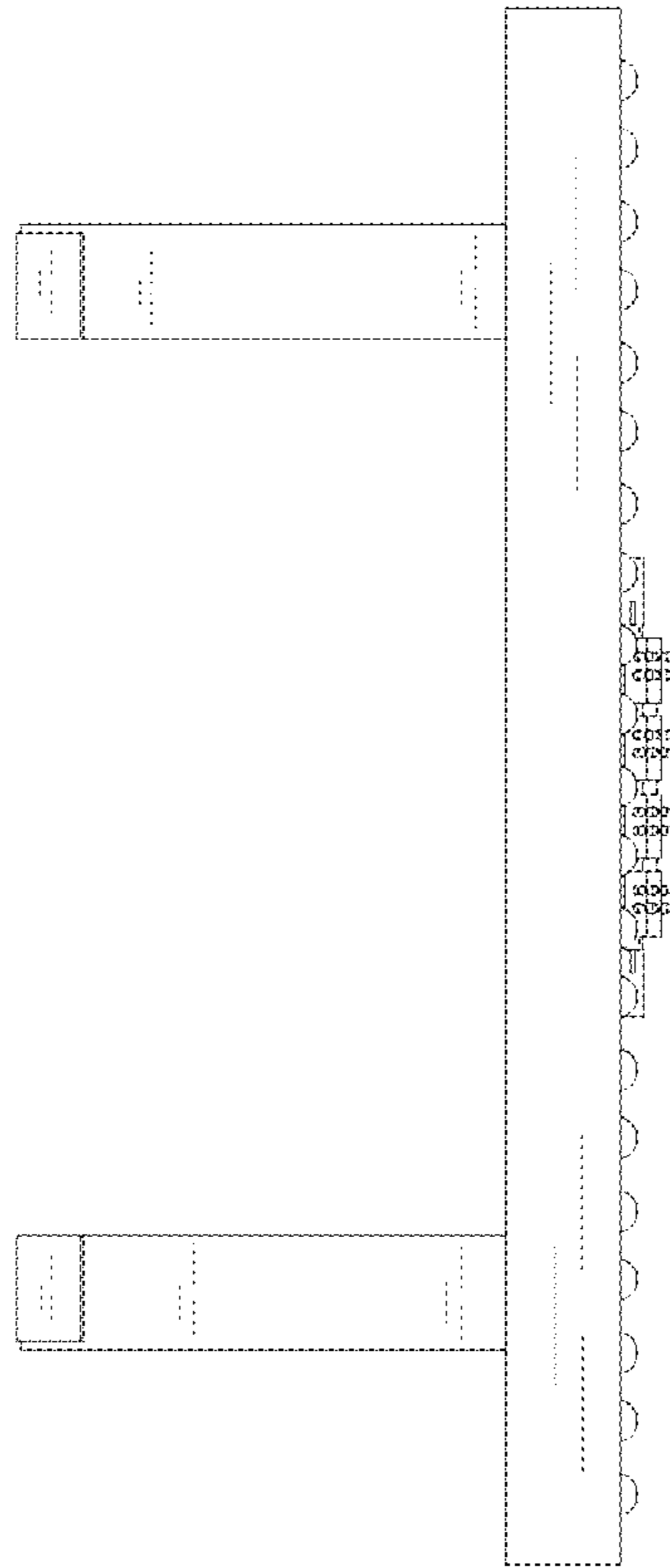


FIG. 4

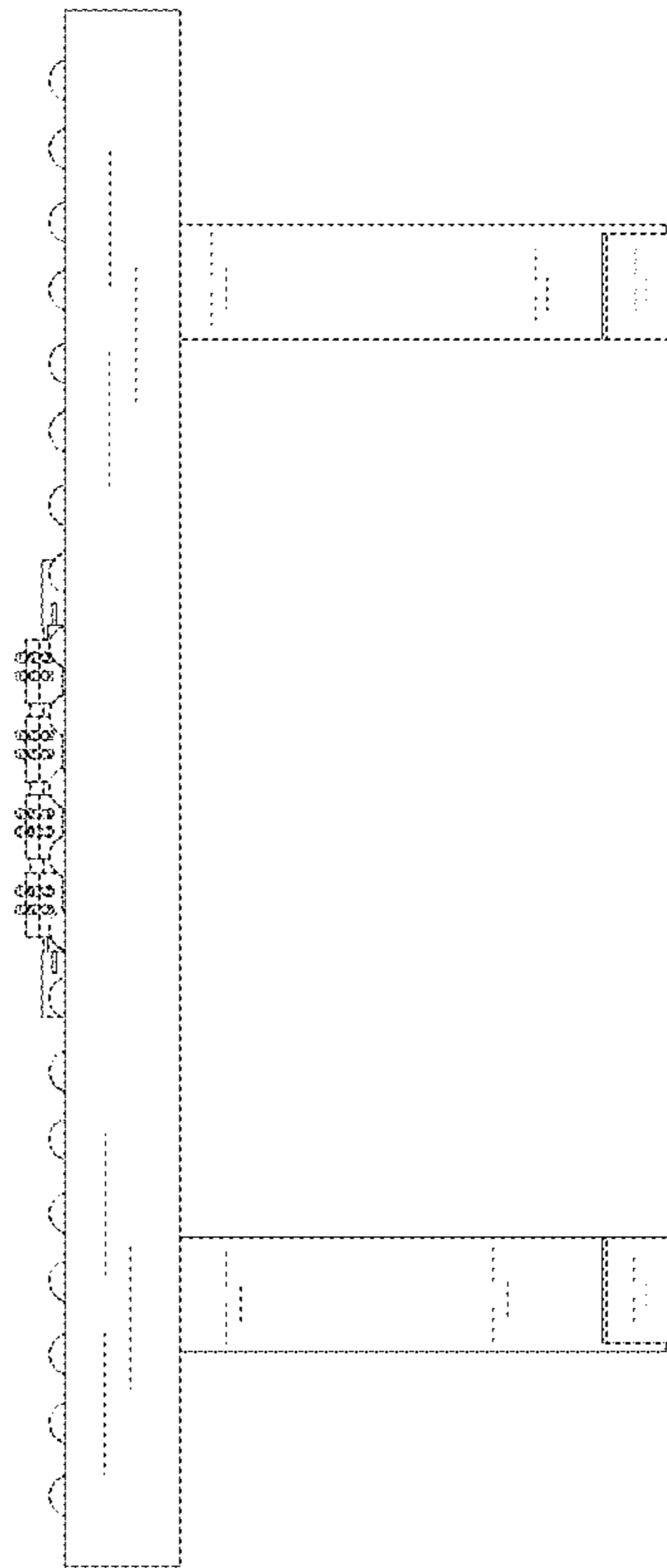


FIG. 5

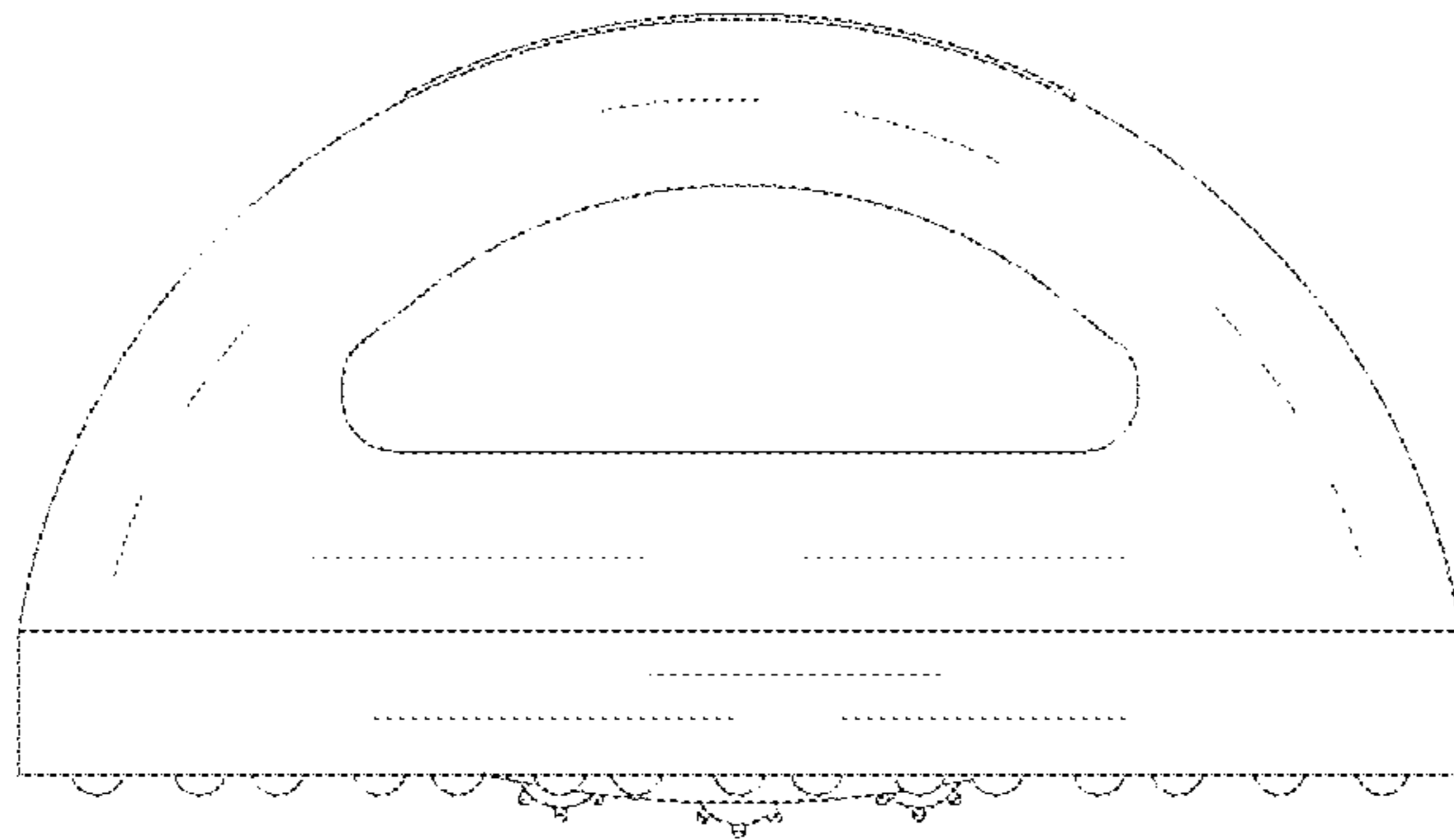


FIG. 6



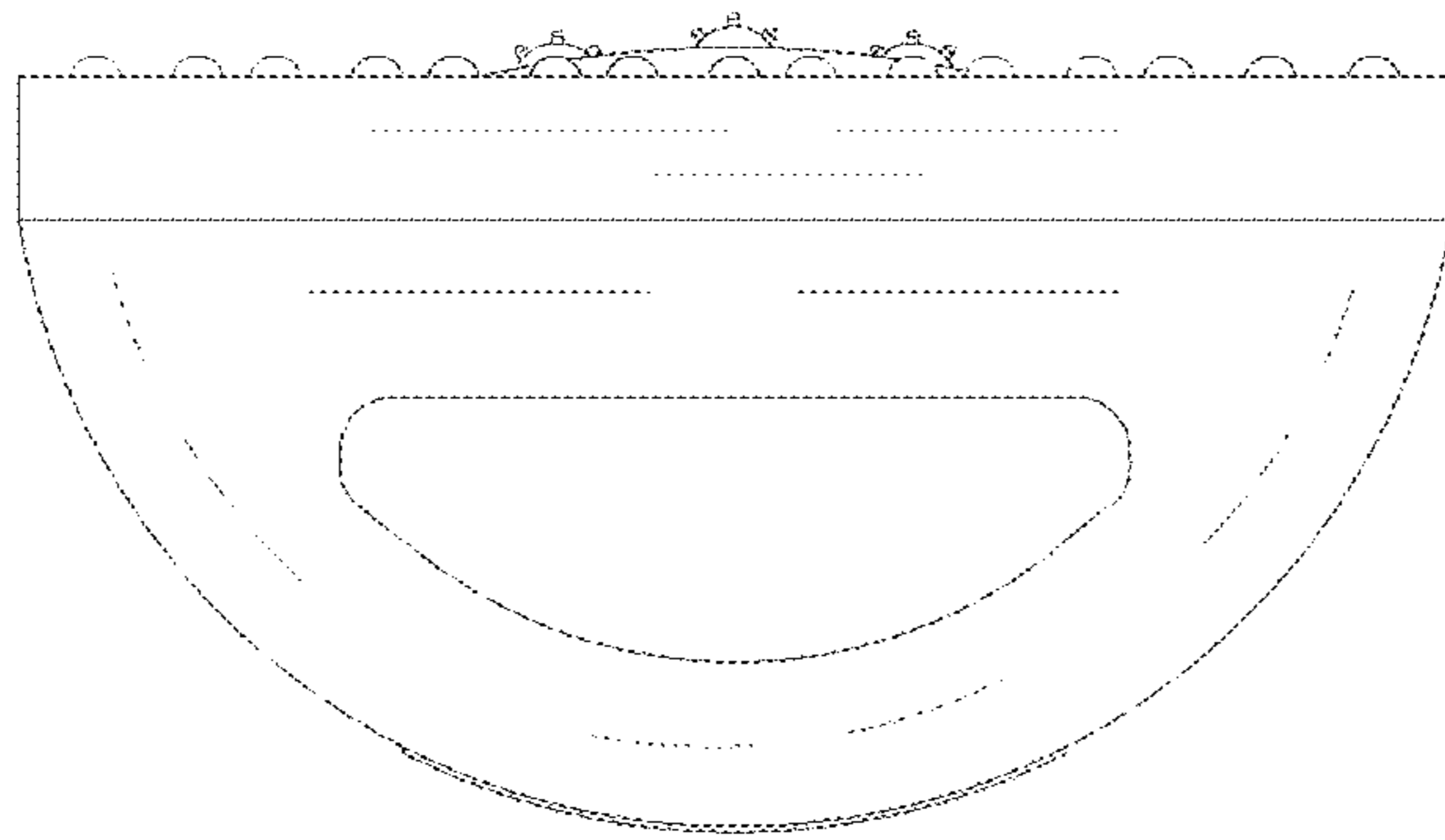


FIG. 7

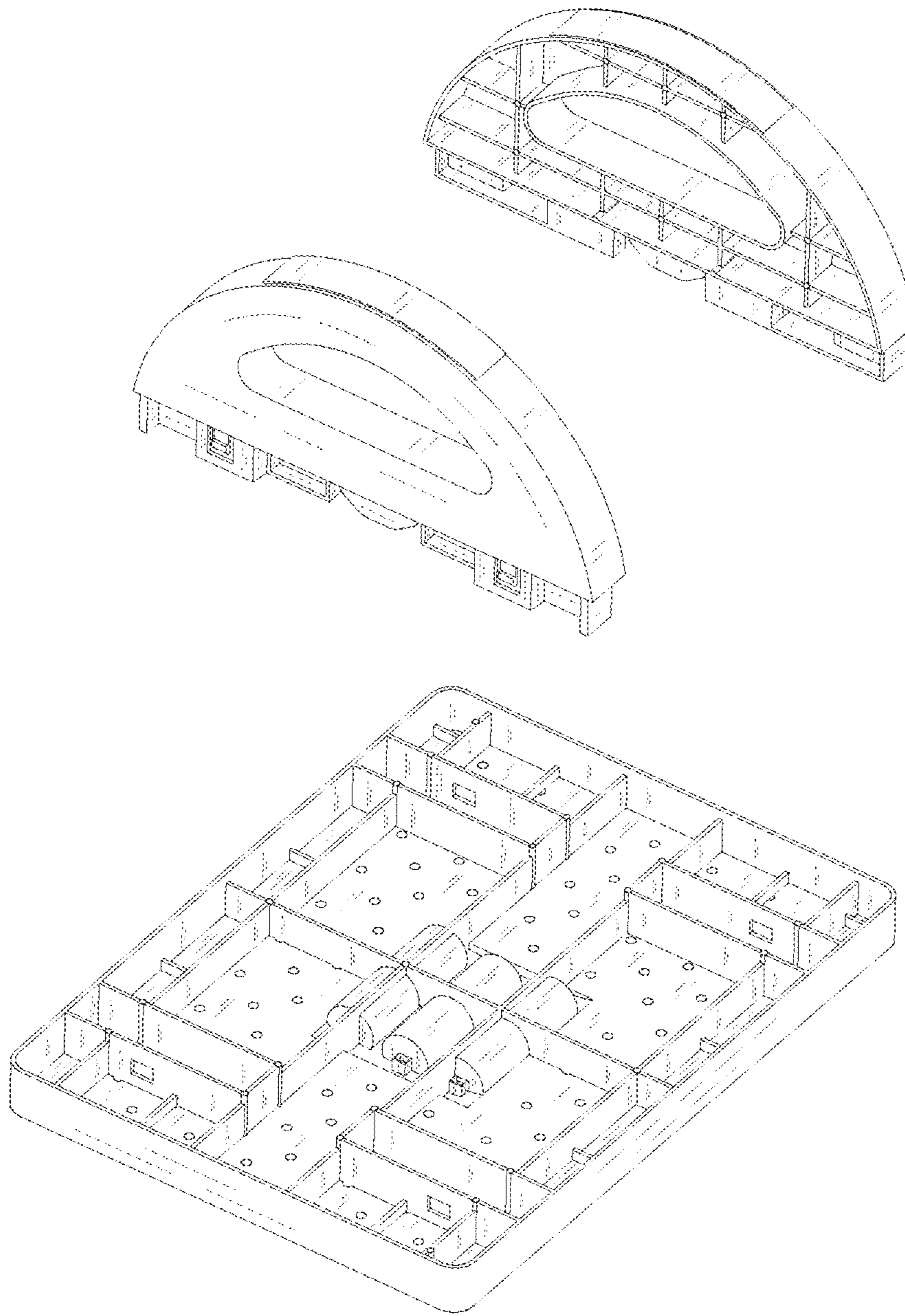


FIG. 8

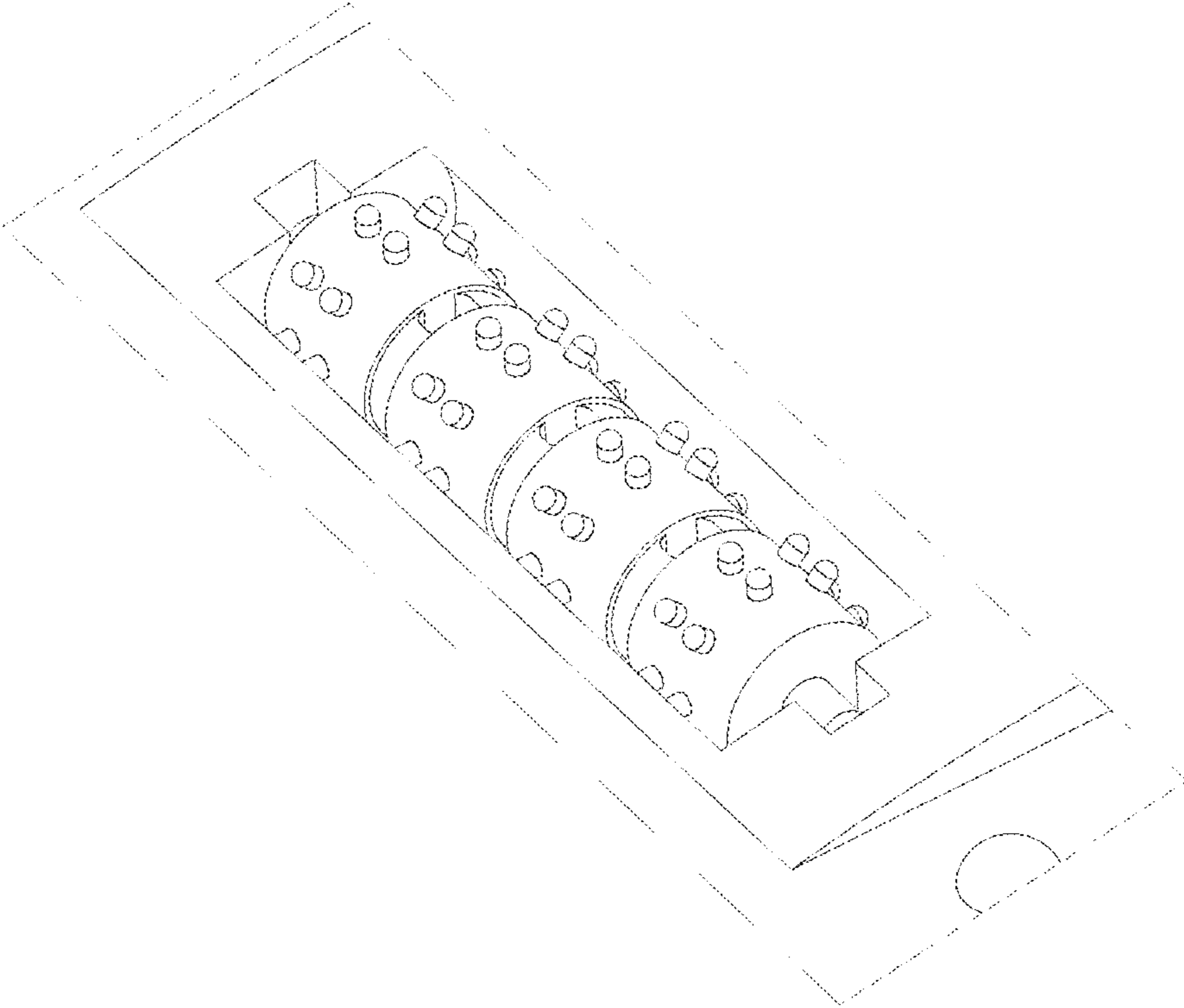


FIG. 9