



US0D1045118S

(12) **United States Design Patent** (10) **Patent No.:** **US D1,045,118 S**
Levi (45) **Date of Patent:** **** Oct. 1, 2024**

(54) **CELLULITE REDUCTION MASSAGER**

(71) Applicant: **Guy Levi**, Dania, FL (US)

(72) Inventor: **Guy Levi**, Dania, FL (US)

(**) Term: **15 Years**

(21) Appl. No.: **29/873,358**

(22) Filed: **Mar. 30, 2023**

(30) **Foreign Application Priority Data**

Dec. 14, 2022 (CN) 202230838132.7

(51) **LOC (14) Cl.** **24-01**

(52) **U.S. Cl.**
USPC **D24/215**

(58) **Field of Classification Search**
USPC D24/127, 130, 133, 188, 200, 211, 212,
D24/213, 214, 215
CPC A61H 2201/0153; A61H 15/0092; A61H
15/0085; A61H 7/003; A61H 23/006;
A61H 7/005; A61H 2015/0042; A61H
7/001

See application file for complete search history.

(56) **References Cited**

U.S. PATENT DOCUMENTS

D262,908 S *	2/1982	Pesco	D24/214
D331,466 S *	12/1992	Doria	D24/200
D346,660 S *	5/1994	Chiang	D24/215
D581,541 S *	11/2008	Ferber	D24/215
D581,542 S *	11/2008	Ferber	D24/214
D583,064 S *	12/2008	Ferber	D24/214
D583,480 S *	12/2008	Ferber	D24/215
D599,029 S *	8/2009	Ferber	D24/214
D648,861 S *	11/2011	Chong	D24/215
D697,220 S *	1/2014	Clementes	D24/211
D752,237 S *	3/2016	Cole	D24/200
D768,867 S *	10/2016	Hetzel	D24/214
D785,193 S *	4/2017	Cole	D24/200
D842,489 S *	3/2019	Spewock	D24/215
D845,497 S *	4/2019	Cole	D24/200

D854,178 S *	7/2019	Cochard	D24/214
D891,628 S *	7/2020	Peterson	D24/200
D895,820 S *	9/2020	Levi	D24/200
D934,962 S *	11/2021	Savioli	D21/684
D983,985 S *	4/2023	Oh	D24/215
D984,658 S *	4/2023	Li	D24/200
D985,146 S *	5/2023	Li	D24/215

OTHER PUBLICATIONS

Luminanrg, "Lumina_NRG Fat Iron Prio", Access Date: May 17, 2024. <https://luminanrg.com/products/copy-of-copy-2-of-lumina-nrg-fat-iron-at-home-body-fat-slimming-skin-tightening-device> (Year: 2024).*

Youtube, "Fat Iron Pro How to Use", Apr. 27, 2023. <https://www.youtube.com/watch?v=058vJWw9HK4> (Year: 2023).*

* cited by examiner

Primary Examiner — Michael A Maharajh

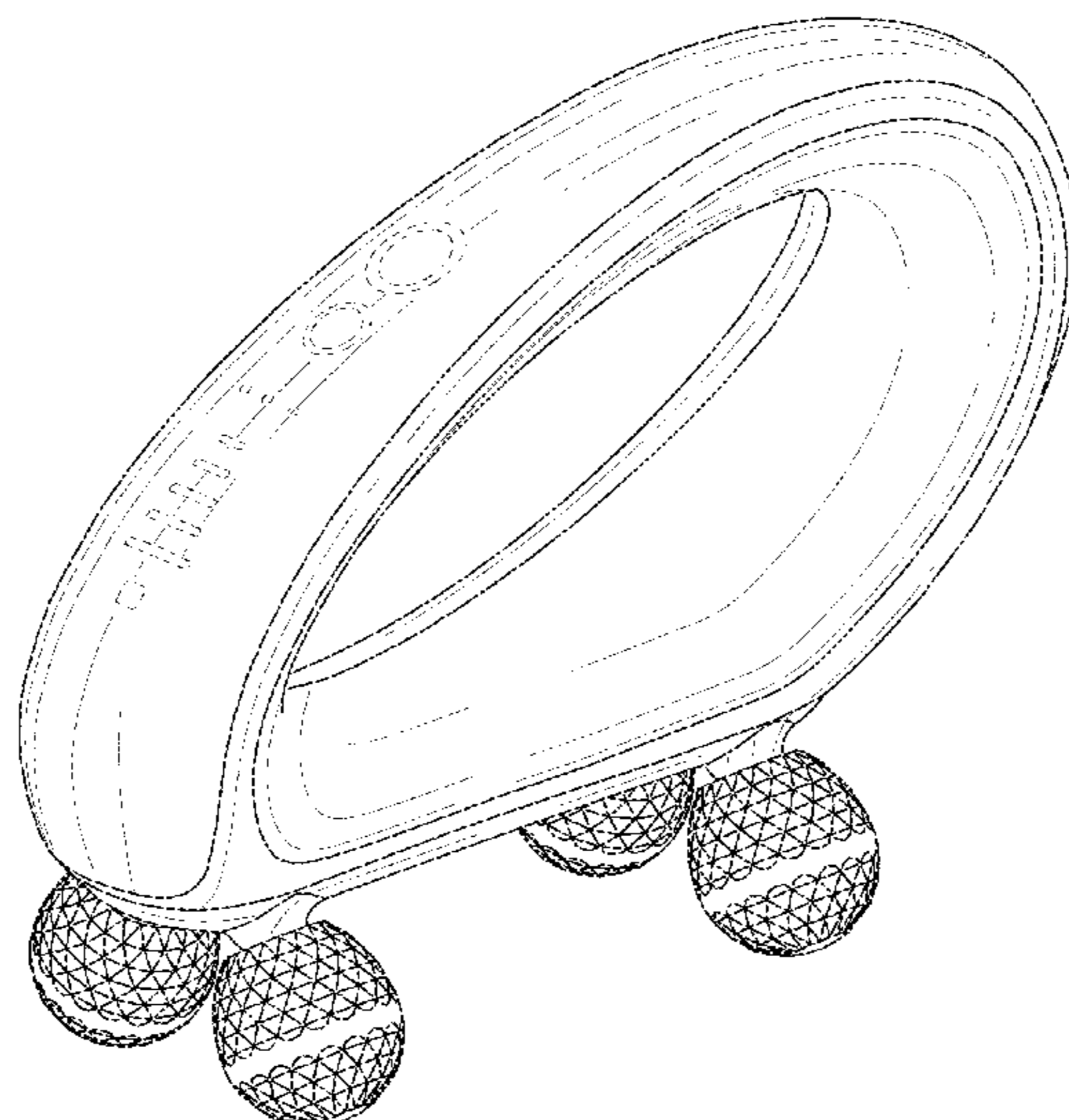
(57) **CLAIM**

The ornamental design for a cellulite reduction massager, as shown and described.

DESCRIPTION

FIG. 1 is a top-front-left perspective view of a cellulite reduction massager showing my new design;
FIG. 2 is a bottom-rear-right perspective view thereof;
FIG. 3 is a front elevational view thereof;
FIG. 4 is a rear elevational view thereof;
FIG. 5 is a top plan view thereof;
FIG. 6 is a bottom plan view thereof;
FIG. 7 is a right elevational view thereof; and,
FIG. 8 is a left elevational view thereof.
The broken lines showing a user interface in FIGS. 1, 3, 5, 7, and 8, the broken lines showing a light emitter in FIGS. 2 and 6, and the broken lines showing a power port in FIGS. 2, 4, and 6-8, are included for the purpose of illustrating environmental structure and form no part of the claimed design.

1 Claim, 8 Drawing Sheets



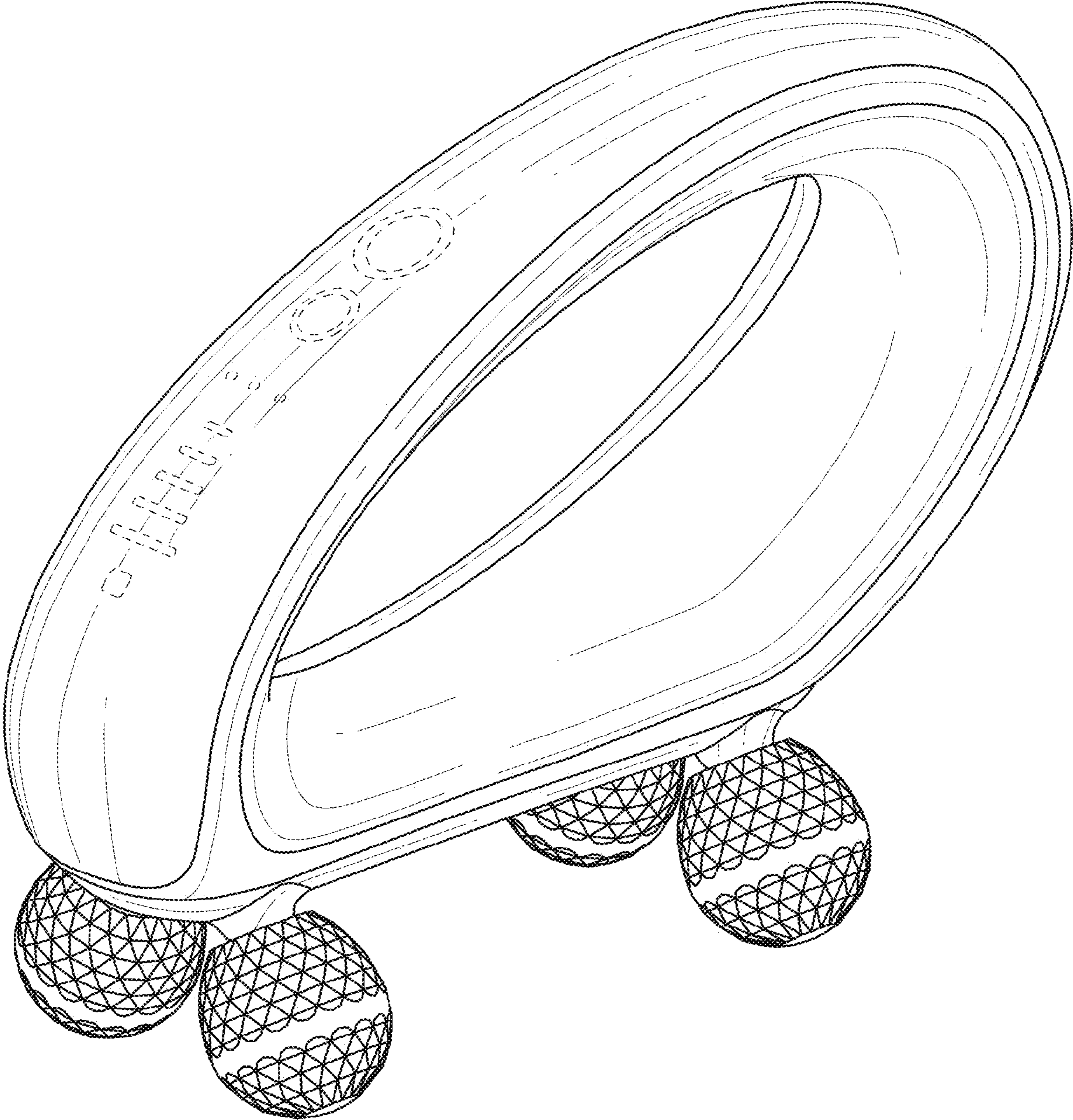


FIG. 1

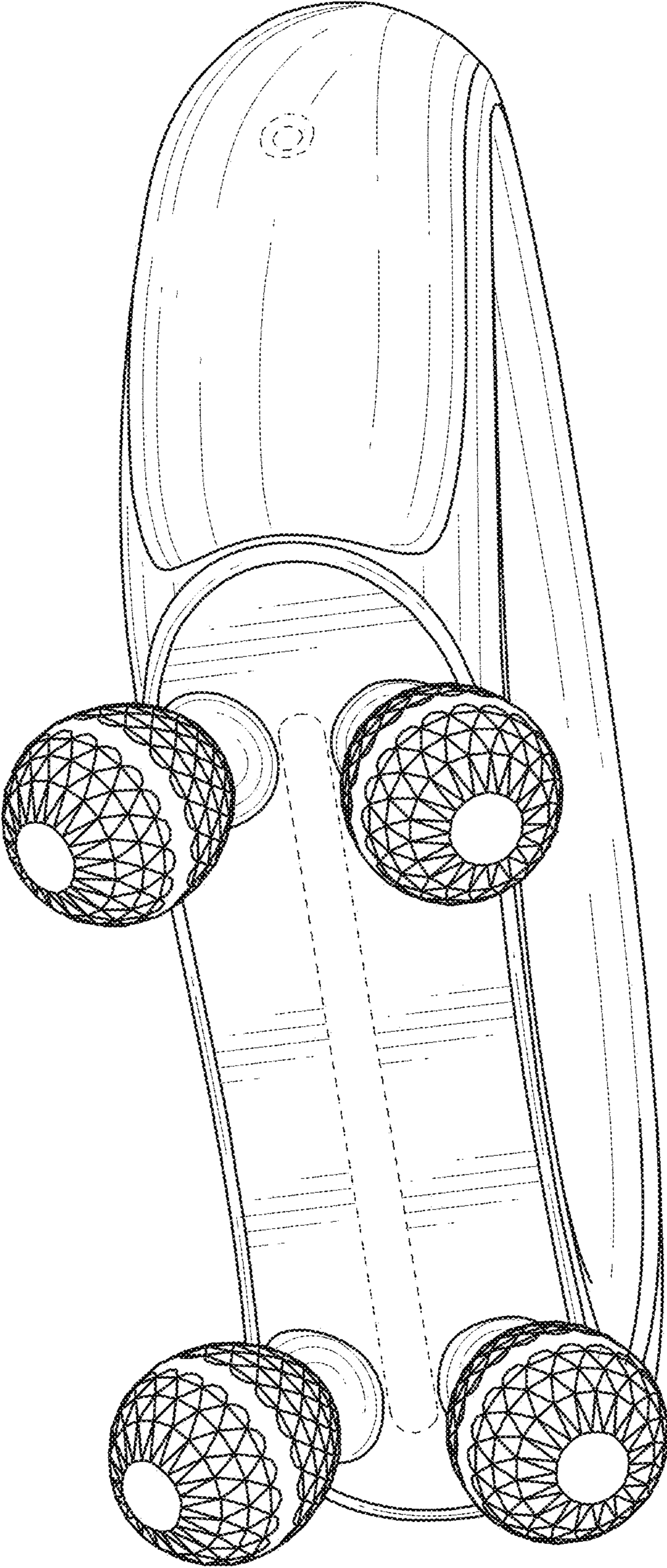


FIG. 2

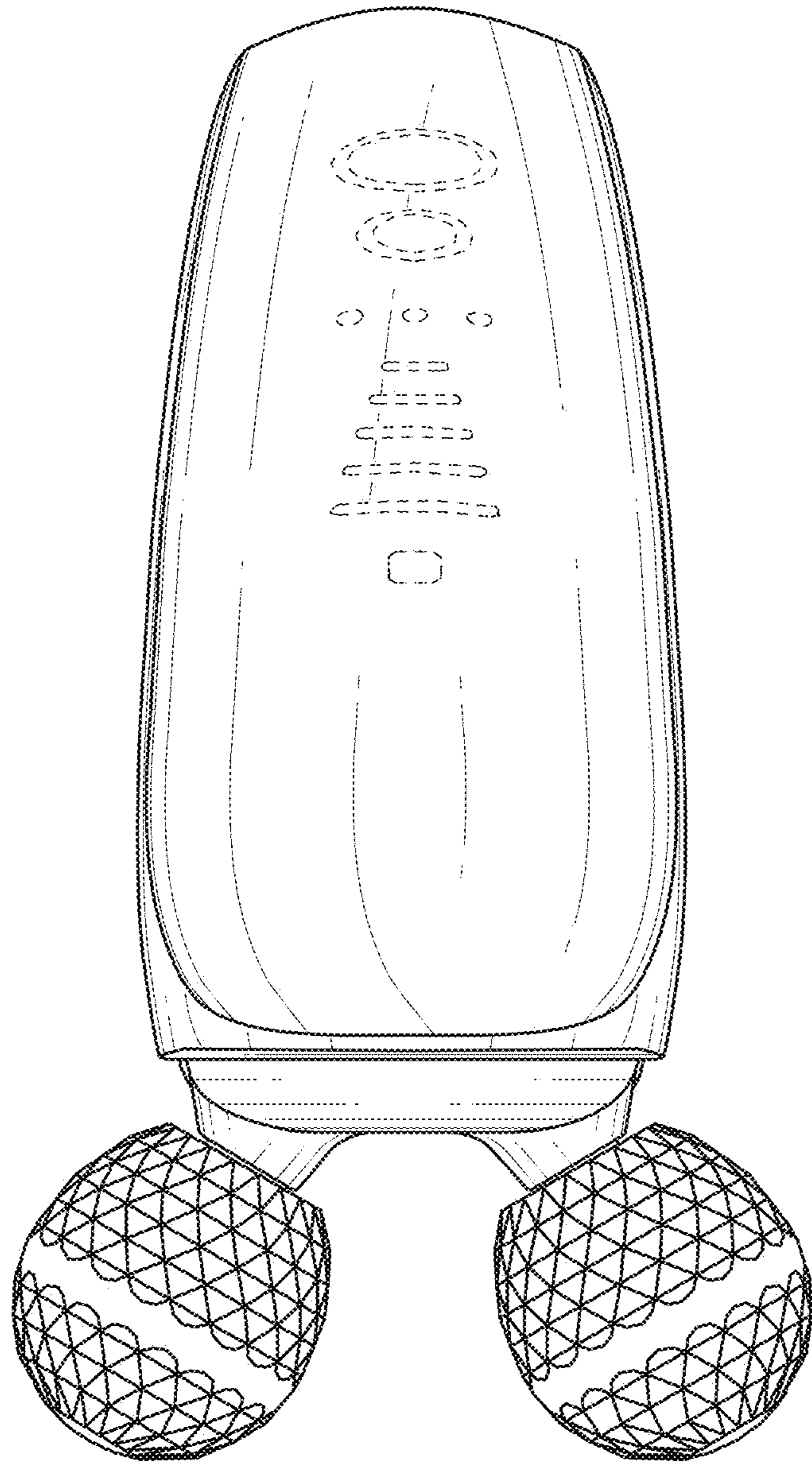


FIG. 3

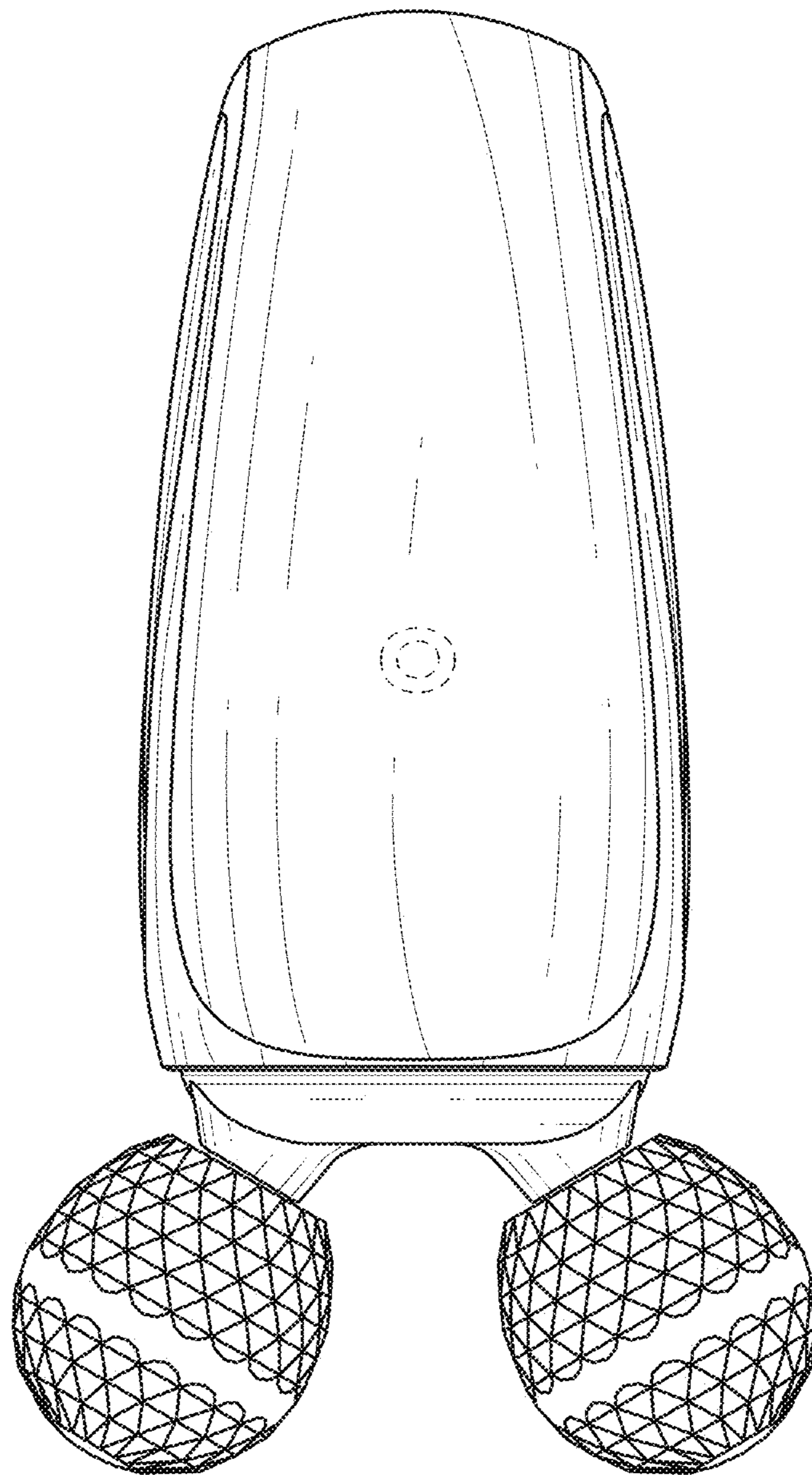


FIG. 4

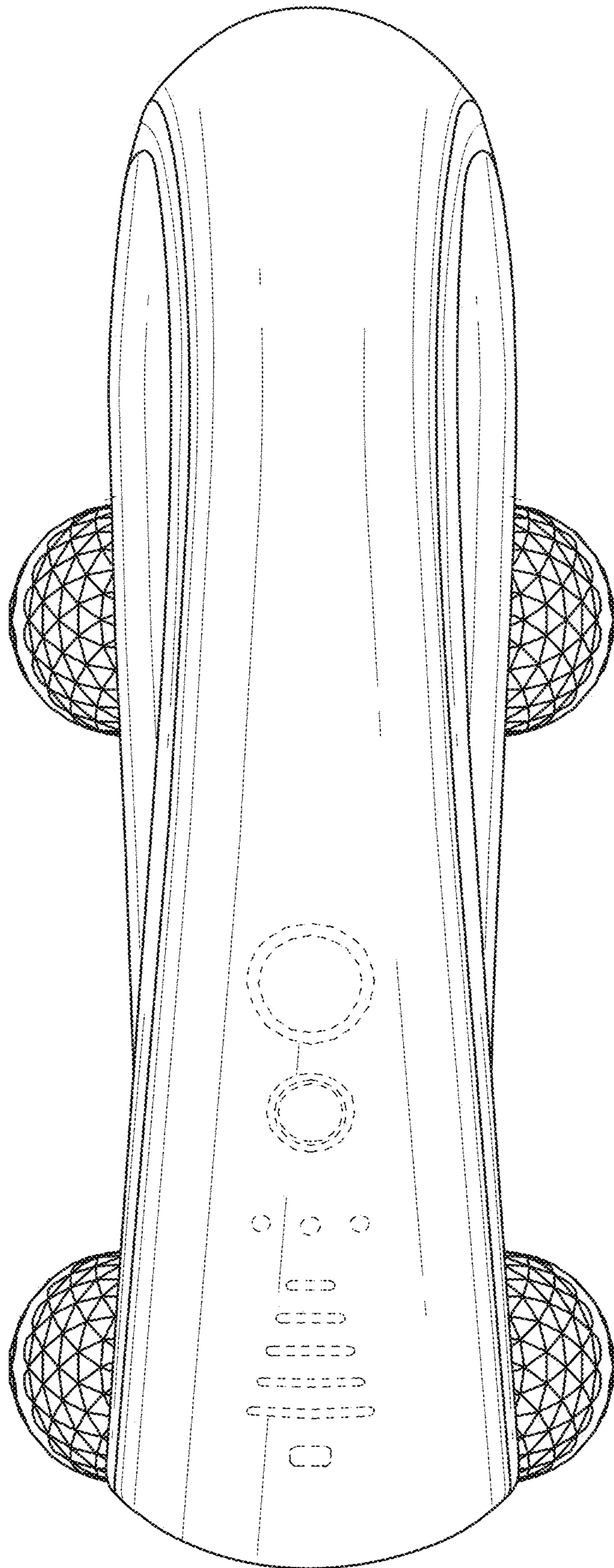


FIG. 5

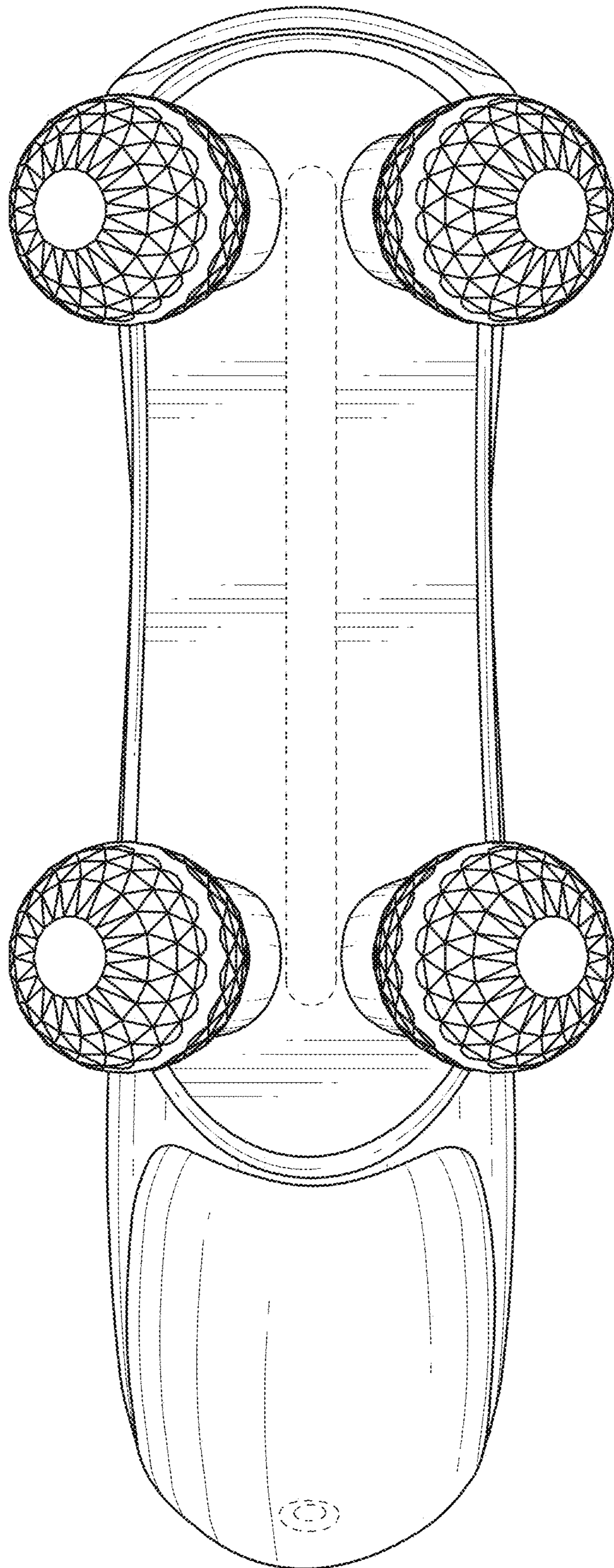


FIG. 6

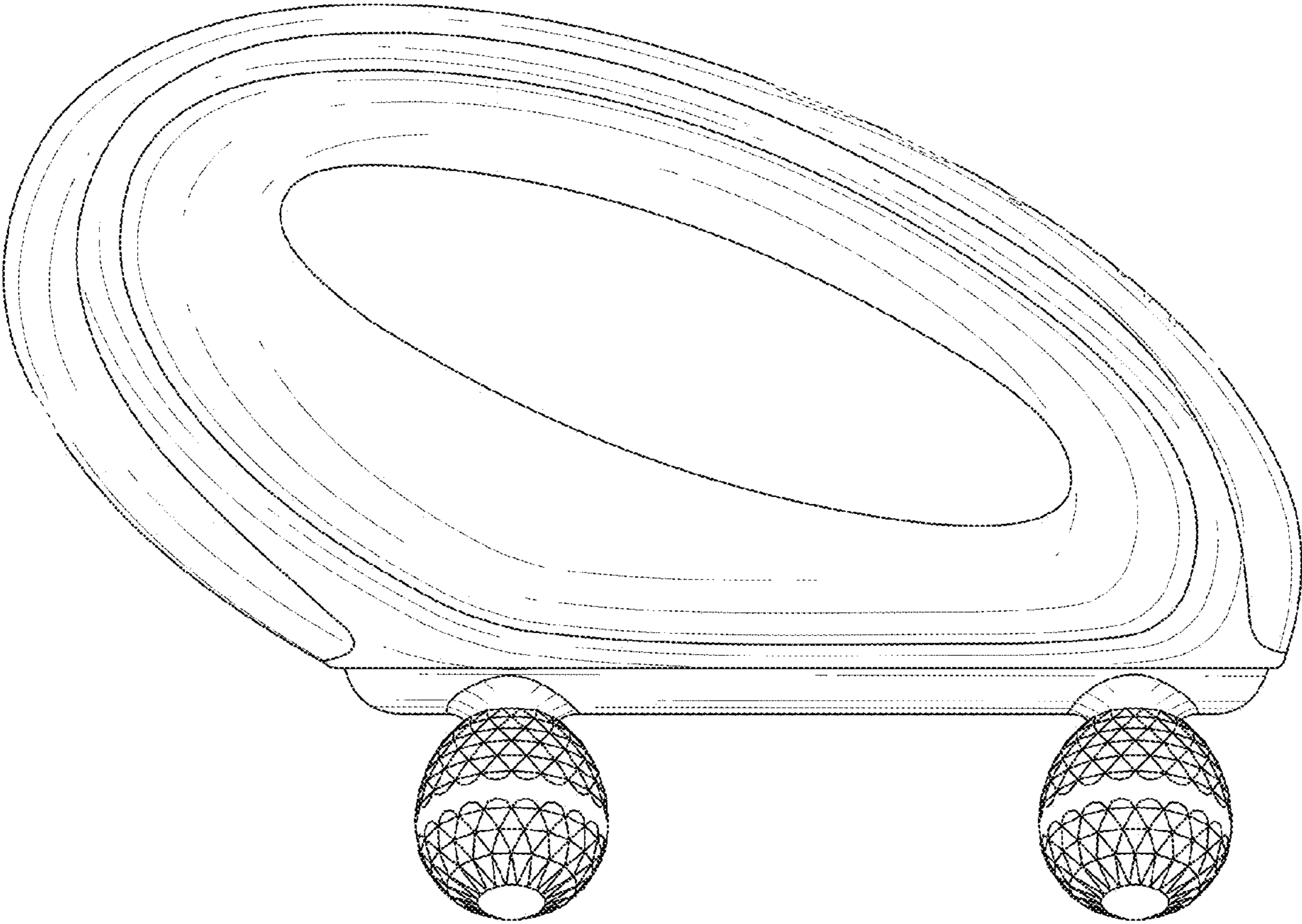


FIG. 7

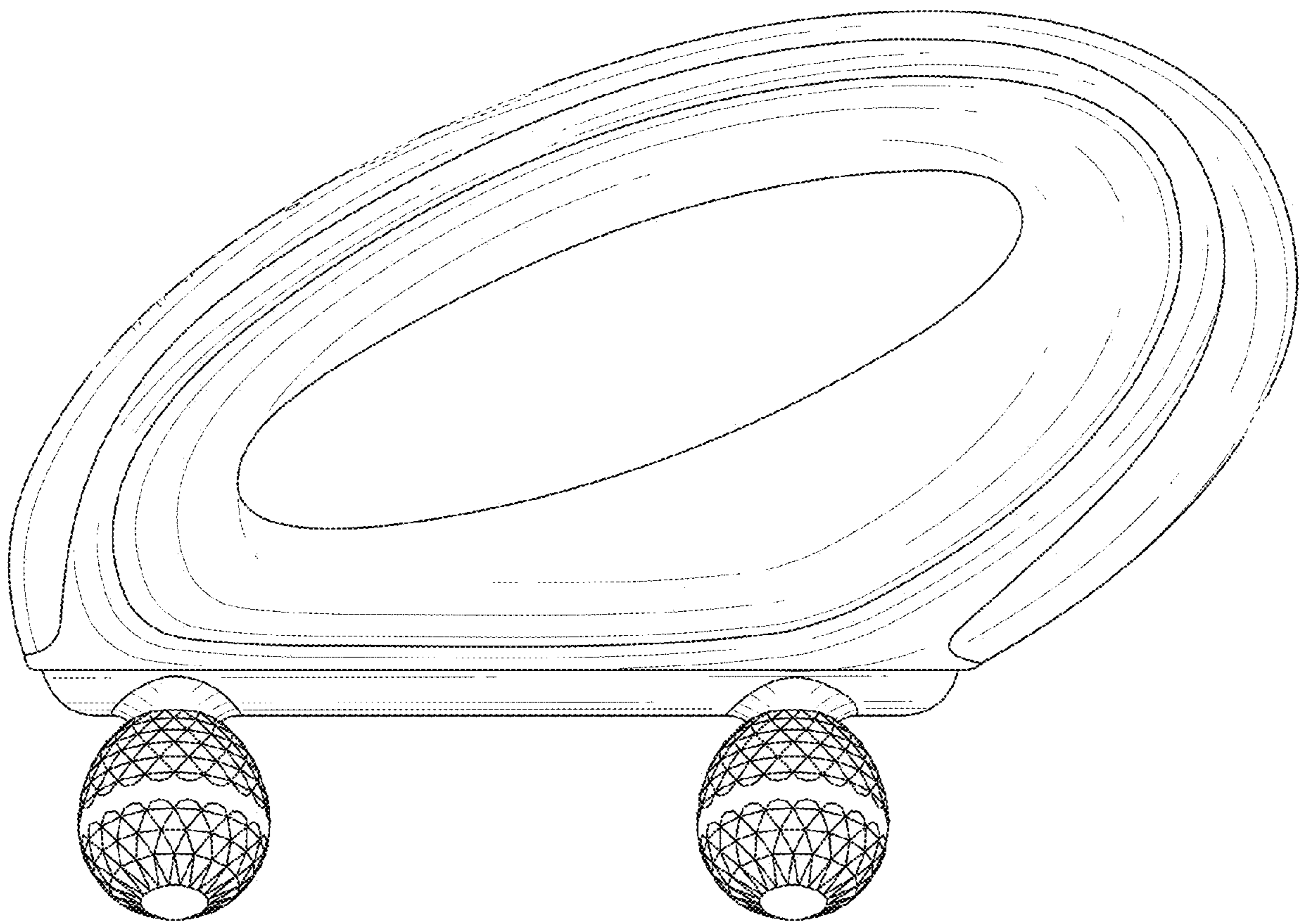


FIG. 8