



US0D1044269S

(12) **United States Design Patent** (10) **Patent No.:** **US D1,044,269 S**  
**Sato** (45) **Date of Patent:** **\*\* Oct. 1, 2024**

(54) **WALLET**

(71) Applicant: **Hirotaka Sato**, Tokyo (JP)

(72) Inventor: **Hirotaka Sato**, Tokyo (JP)

(\*\*) Term: **15 Years**

(21) Appl. No.: **29/781,177**

(22) Filed: **Apr. 28, 2021**

**Related U.S. Application Data**

(62) Division of application No. 35/507,803, filed on May 14, 2019 (U.S. filing date under 35 U.S.C. 384), and having an international filing date of May 14, 2019, now Pat. No. Des. 923,333.

**Foreign Application Priority Data**

(30) Dec. 28, 2018 (JP) ..... 2018-028993

(51) **LOC (14) Cl.** ..... **03-01**

(52) **U.S. Cl.**  
USPC ..... **D3/247; D3/250**

(58) **Field of Classification Search**  
USPC ..... D3/231, 232, 233, 234, 243, 244, 245, D3/246, 247, 290, 239, 240, 303, 319, D3/299, 318, 301, 250; D6/610, 513, D6/629; D8/349; D12/114, 126, 223, D12/400, 415, 416; D15/5; D14/440; D11/78.1

CPC ..... A45C 1/06  
See application file for complete search history.

(56) **References Cited**

**U.S. PATENT DOCUMENTS**

- 2,926,714 A \* 3/1960 Osher ..... A45C 1/06 150/147
- 4,907,634 A \* 3/1990 Yoo ..... A45C 1/06 150/135
- D360,800 S \* 8/1995 Temple ..... D6/629
- D384,499 S 10/1997 Gaestel
- D385,417 S 10/1997 White et al.
- D410,774 S \* 6/1999 Inbert ..... D3/250

- D450,184 S \* 11/2001 Gribovsky ..... D3/250
- D543,359 S \* 5/2007 Suppancig ..... D3/247
- D715,545 S 10/2014 McDaniel
- D720,530 S \* 1/2015 Abramson ..... D3/247
- D728,231 S \* 5/2015 Loi ..... D3/247
- D756,116 S \* 5/2016 McDaniel ..... D3/247
- D780,449 S 3/2017 King
- D782,189 S 3/2017 Bauer et al.
- D805,769 S \* 12/2017 Jackel ..... D3/247
- D828,025 S \* 9/2018 Serman ..... D3/247
- D836,336 S \* 12/2018 Serman ..... D3/247
- D895,276 S 9/2020 Leh
- D903,312 S 12/2020 Bauer et al.

**FOREIGN PATENT DOCUMENTS**

KR 300964912.0000 \* 7/2018

**OTHER PUBLICATIONS**

Carryology.com, Site visited Feb. 13, 2024, Abrasus Bi-Fold Wallet review, dated Jul. 6, 2017, <https://www.carryology.com/product/abrasus-bi-fold/> (Year: 2017).\*

Amazon.co.jp, Site visited Feb. 13, 2024, Zillman Men's Long Wallet, Date first available, Dec. 23, 2017, <https://www.amazon.co.jp/dp/B078LKMCP> (Year: 2017).\*

\* cited by examiner

*Primary Examiner* — Brett Miller

*Assistant Examiner* — Jessica M Gebhart

(74) *Attorney, Agent, or Firm* — Saidman DesignLaw Group, LLC

(57) **CLAIM**

The ornamental design for a wallet, as shown and described.

**DESCRIPTION**

FIG. 1 is a perspective view of a wallet showing my new design, in a folded and partially uncovered position; FIG. 2 is a perspective view thereof, in a folded and fully uncovered position; FIG. 3 is a cross-sectional view thereof, taken along lines 3-3 of FIG. 7;

(Continued)

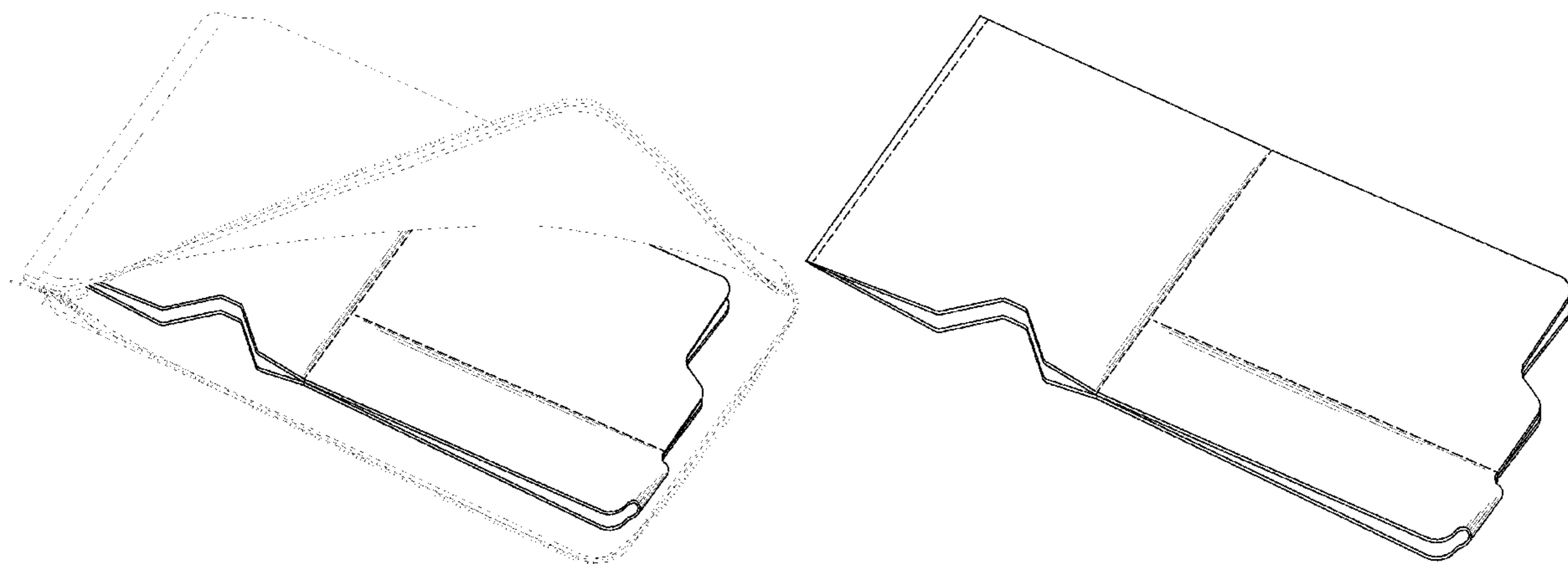


FIG. 4 is a front view thereof, showing the exterior side of the wallet in an unfolded and fully uncovered position;

FIG. 5 is a front view thereof, in a folded and fully covered position;

FIG. 6 is a left side view thereof, in a folded and fully covered position;

FIG. 7 is a top view thereof, in a folded and fully covered position;

FIG. 8 is a rear view thereof, in a folded and fully covered position;

FIG. 9 is a right side view thereof, in a folded and fully covered position;

FIG. 10 is a bottom view thereof, in a folded and fully covered position;

FIG. 11 is a cross-sectional view thereof, taken along lines 11-11 of FIG. 3;

FIG. 12 is a cross-sectional view thereof, taken along lines 12-12 of FIG. 3; and,

FIG. 13 is a cross-sectional view thereof, taken along lines 13-13 of FIG. 3.

The broken lines illustrate structure or features which form no part of the claimed design.

The thicker dashed broken lines in FIGS. 1-4 illustrate stitching which forms no part of the claimed design.

The drawings include surface shading which illustrates contour and not surface ornamentation.

**1 Claim, 13 Drawing Sheets**

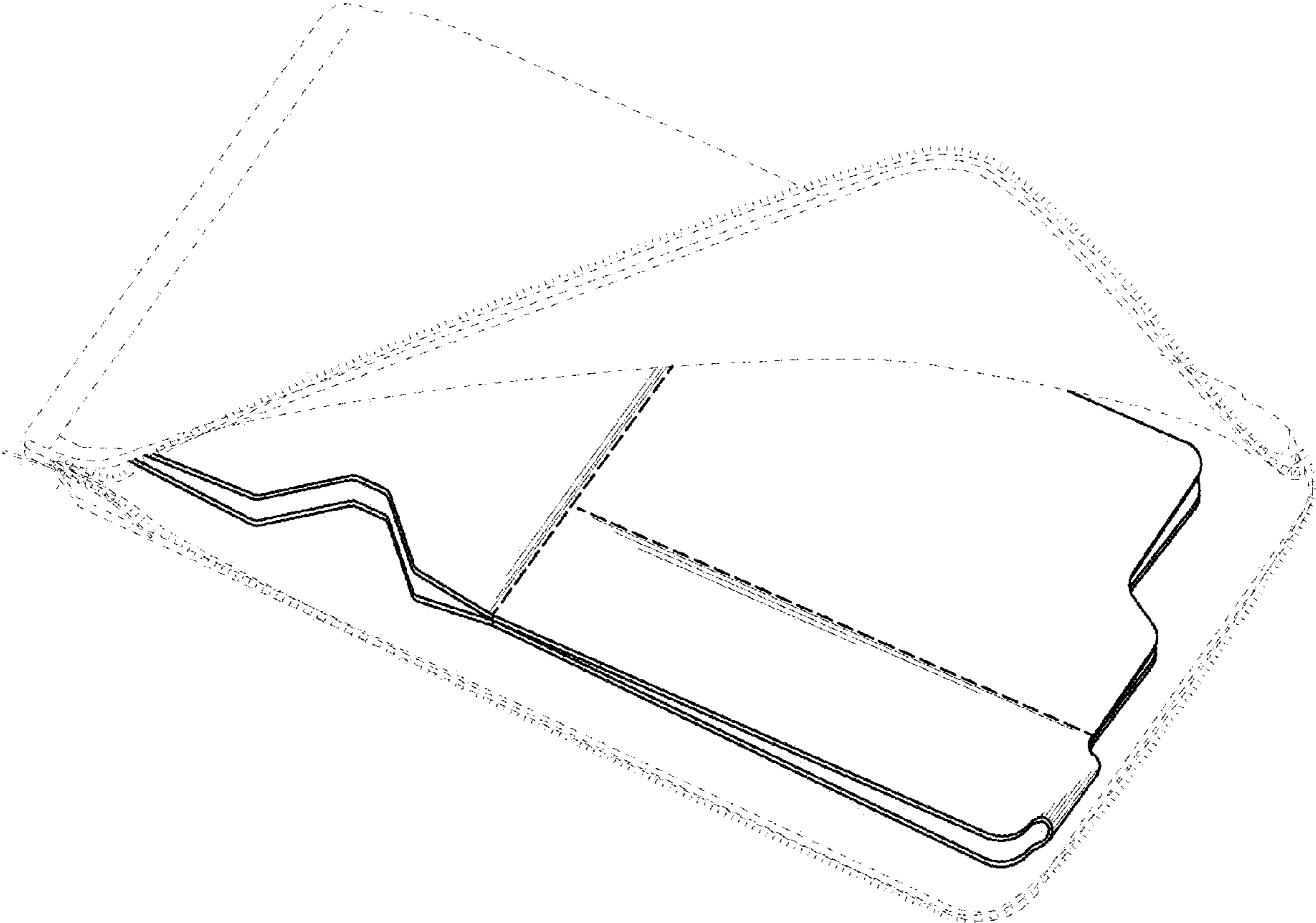


FIG. 1

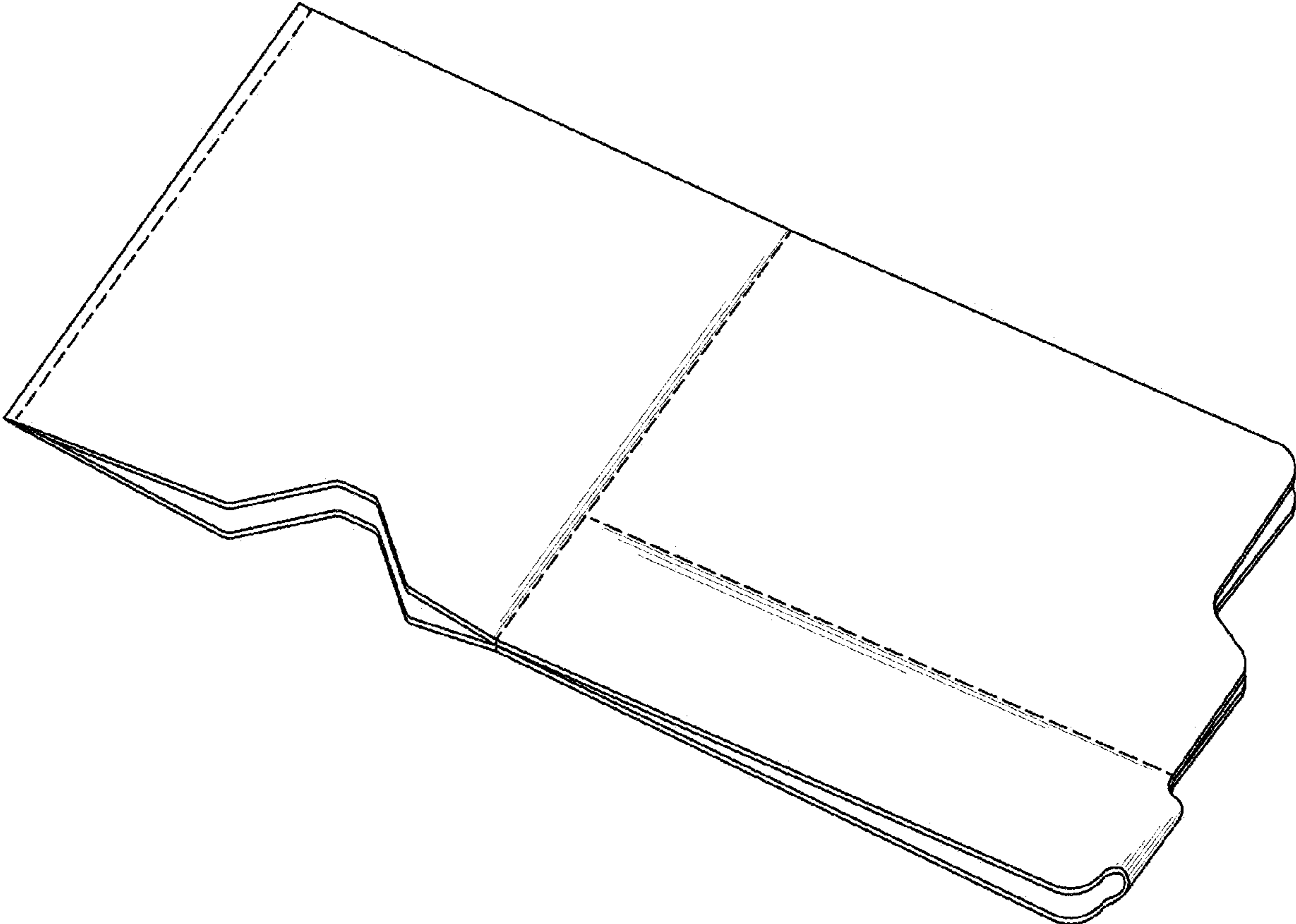


FIG. 2

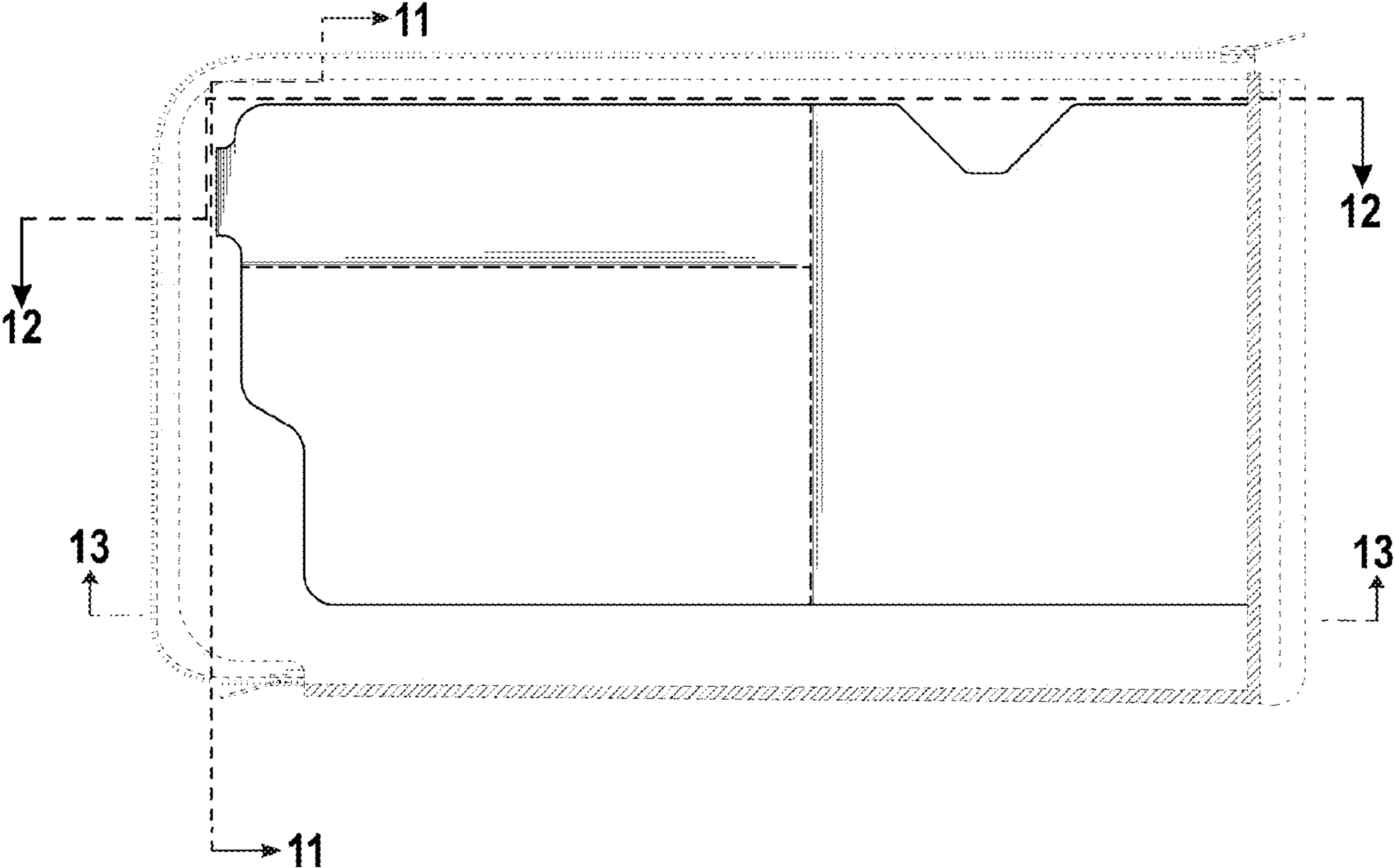


FIG. 3

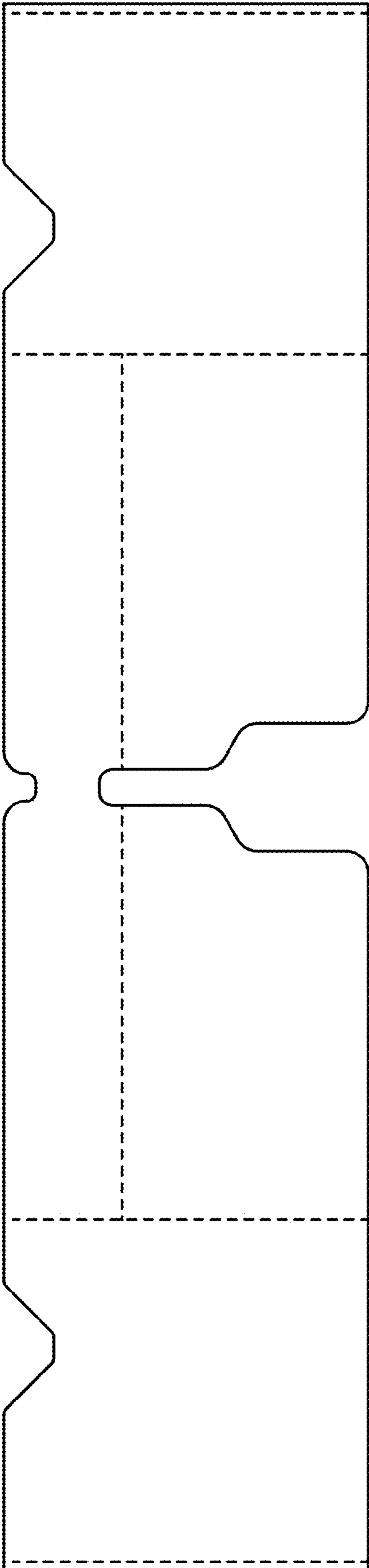


FIG. 4



FIG. 5




FIG. 6






FIG. 7




FIG. 8



FIG. 9




FIG. 10




FIG. 11




FIG. 12

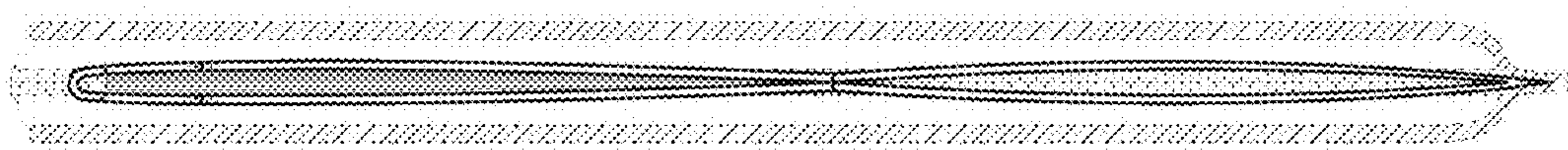


FIG. 13