



US0D1044200S

(12) **United States Design Patent** (10) **Patent No.:** **US D1,044,200 S**
Van Dijk (45) **Date of Patent:** **** Oct. 1, 2024**

(54) **CUT POTATO PRODUCT** 4,855,151 A * 8/1989 Fielding A23L 19/18
426/144
(71) Applicant: **Lamb-Weston/Meijer V.O.F.**, D311,627 S * 10/1990 Cadestin D1/126
Kruiningen (NL) 5,419,903 A * 5/1995 Evans A21C 3/028
426/94
(72) Inventor: **Dirk Jacob Van Dijk**, Veghel (NL) D380,885 S * 7/1997 Goll D1/125
D396,536 S * 8/1998 Goll D1/125
(73) Assignee: **LAMB-WESTON/MEIJER V.O.F.**, D495,852 S * 9/2004 Barber 426/144
Kruiningen (NL) D577,176 S * 9/2008 Young D1/128
(Continued)

(**) Term: **15 Years**

FOREIGN PATENT DOCUMENTS

(21) Appl. No.: **29/872,769**

EM 001301733-0012 1/2012
EM 001301733-0013 1/2012

(22) Filed: **Mar. 17, 2023**

(Continued)

(30) **Foreign Application Priority Data**

OTHER PUBLICATIONS

Sep. 20, 2022 (EM) 009179211-0004

Taiwanese Search Report and Notice of Allowance from Taiwanese Application No. 112301225, dated Nov. 27, 2023, 9 pages with English machine translation.

(51) **LOC (14) Cl.** **01-01**

(52) **U.S. Cl.**
USPC **D1/125**

(Continued)

(58) **Field of Classification Search**
USPC D1/100-130, 199; 426/104, 115, 143,
426/144, 249, 274, 517, 518, 615, 805;
D21/386; D25/119, 121; D30/160;
D24/102, 103; D34/28, 29
CPC . A23G 9/503; A23G 9/48; B26D 3/26; B26D
3/11; A23L 1/217
See application file for complete search history.

Primary Examiner — Katie Jane Stofko
(74) *Attorney, Agent, or Firm* — TraskBritt

(57) **CLAIM**

The ornamental design for a cut potato product, as shown and described.

(56) **References Cited**

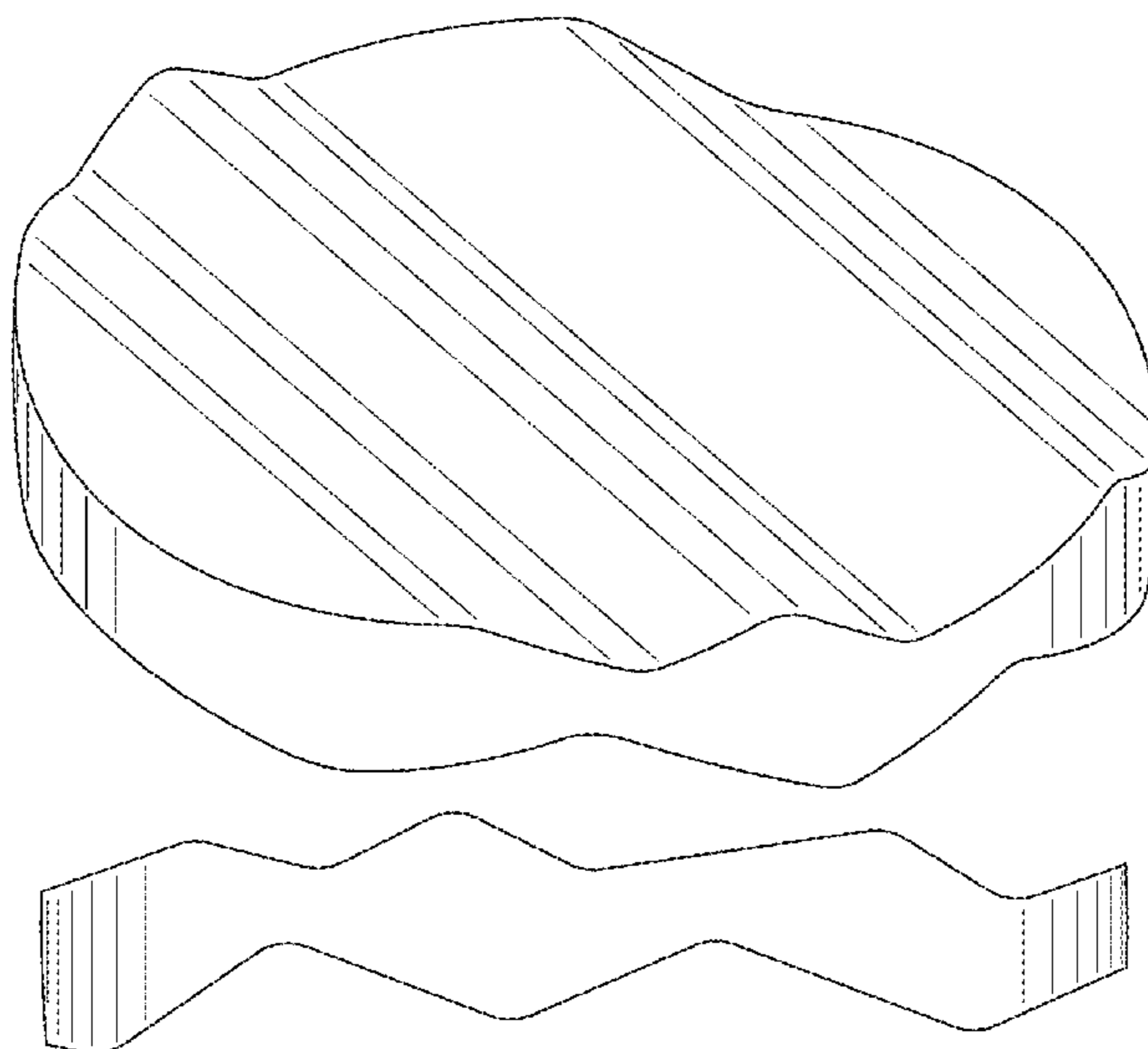
DESCRIPTION

U.S. PATENT DOCUMENTS

2,769,714 A * 11/1956 Stahmer A23L 19/14
426/144
2,769,715 A * 11/1956 Stahmer A23L 19/14
D1/126
D228,827 S * 10/1973 Cammelot D1/199
4,511,586 A * 4/1985 Fitzwater A23L 19/13
426/550
4,650,684 A * 3/1987 Penrose A23L 19/18
426/144

FIG. 1 is a front, top and right side perspective view of a cut potato product;
FIG. 2 is a top plan view thereof;
FIG. 3 is a front elevation view thereof;
FIG. 4 is a bottom plan view thereof;
FIG. 5 is a left side elevation view thereof;
FIG. 6 is a right side elevation view thereof; and,
FIG. 7 is a rear elevation view thereof.

1 Claim, 7 Drawing Sheets



(56)

References Cited

U.S. PATENT DOCUMENTS

D679,476 S * 4/2013 Barber D1/125
D690,896 S * 10/2013 Barber D1/125
D702,998 S * 4/2014 Fugere D7/409
D717,516 S * 11/2014 King D1/128
D731,743 S * 6/2015 Vitaloni D1/128
D750,342 S * 3/2016 Vitaloni D1/128
D763,543 S * 8/2016 Guidolin D1/128
9,462,818 B2 * 10/2016 Barber A23L 19/09
D934,532 S * 11/2021 van Dijk D1/130
D1,020,163 S * 4/2024 Shu D1/199
D1,022,389 S * 4/2024 Van Dijk D1/125
D1,023,502 S * 4/2024 Van Dijk D1/199
D1,023,503 S * 4/2024 Van Dijk D1/125
2017/0087735 A1 * 3/2017 King B26D 7/2614

FOREIGN PATENT DOCUMENTS

EM 001389167-0005 12/2013
EM 001389167-0009 12/2013
EM 001389167-0014 12/2013
EM 002589382-0001 12/2014
EM 006307278-0001 3/2019
TW D151929 2/2013

OTHER PUBLICATIONS

Office Action/Resolution for Colombian Application No. NC2023/0003311, dated Apr. 1, 2024, 16 pages with English machine translation.

* cited by examiner

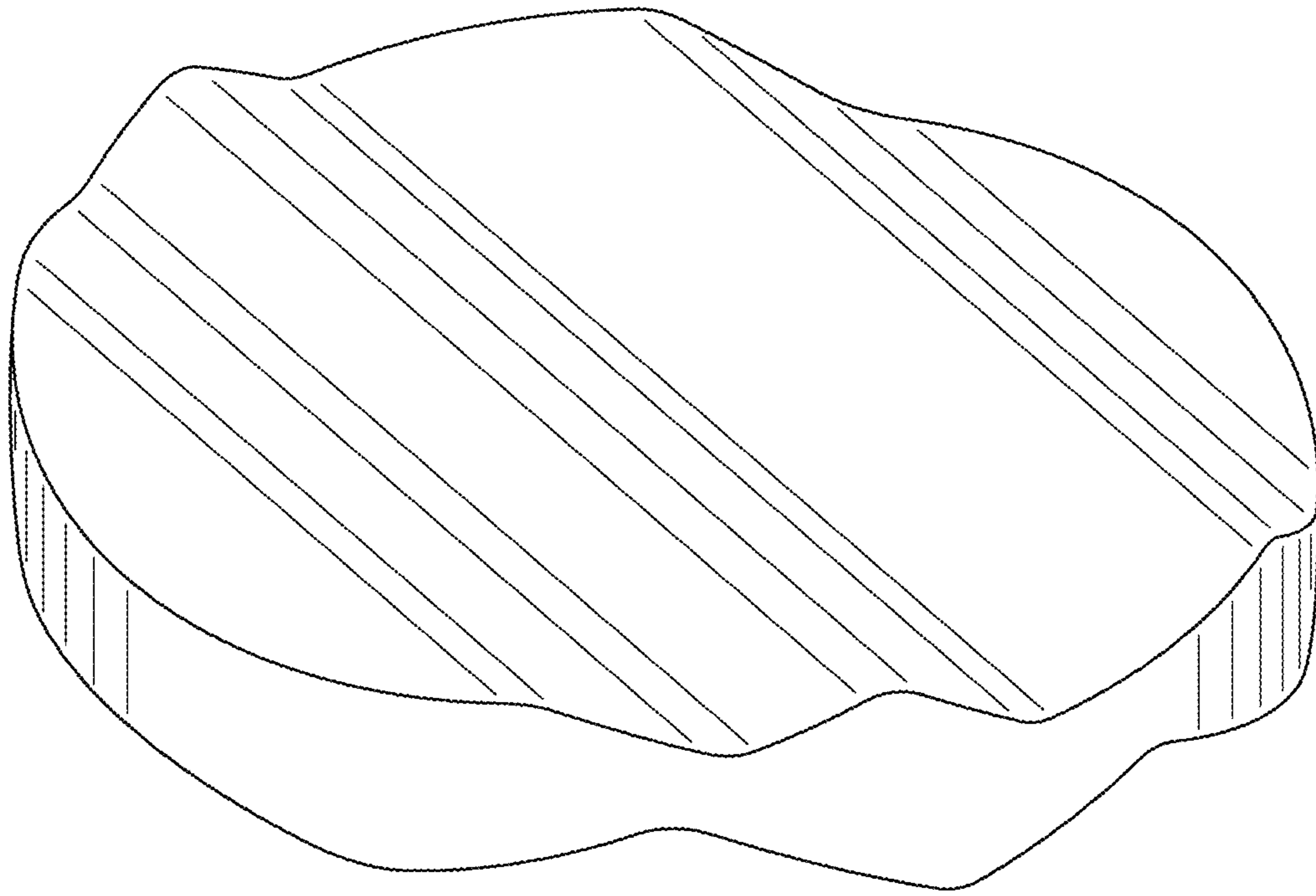


FIG. 1

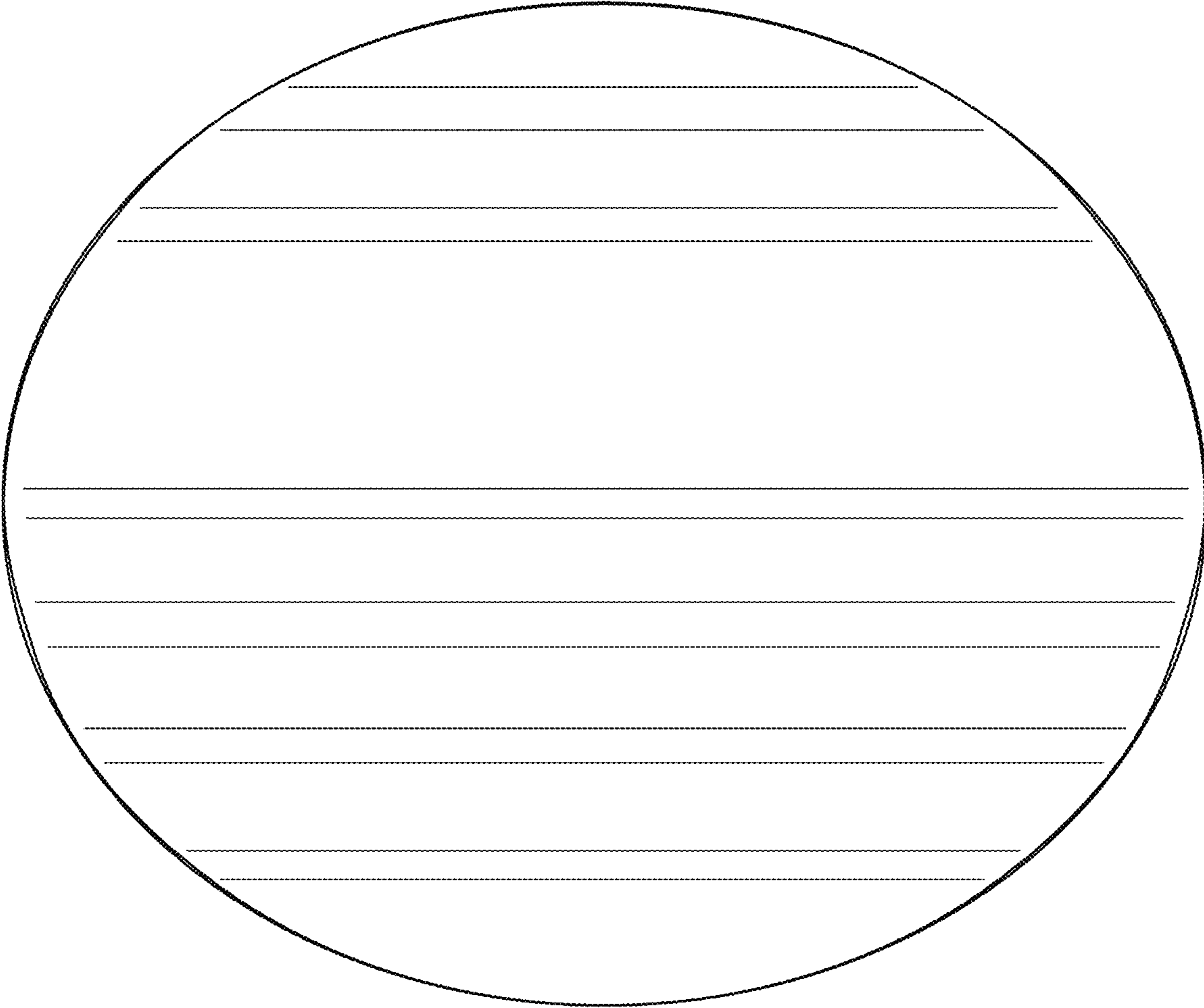


FIG. 2

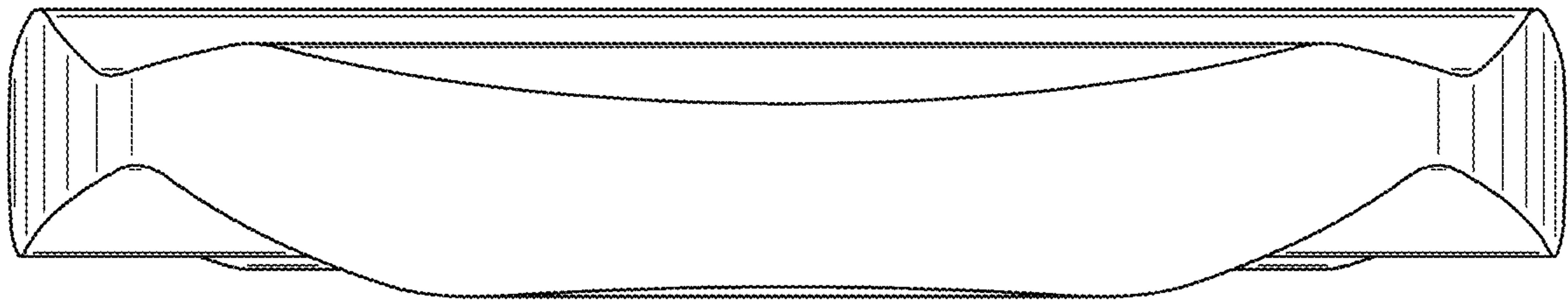


FIG. 3

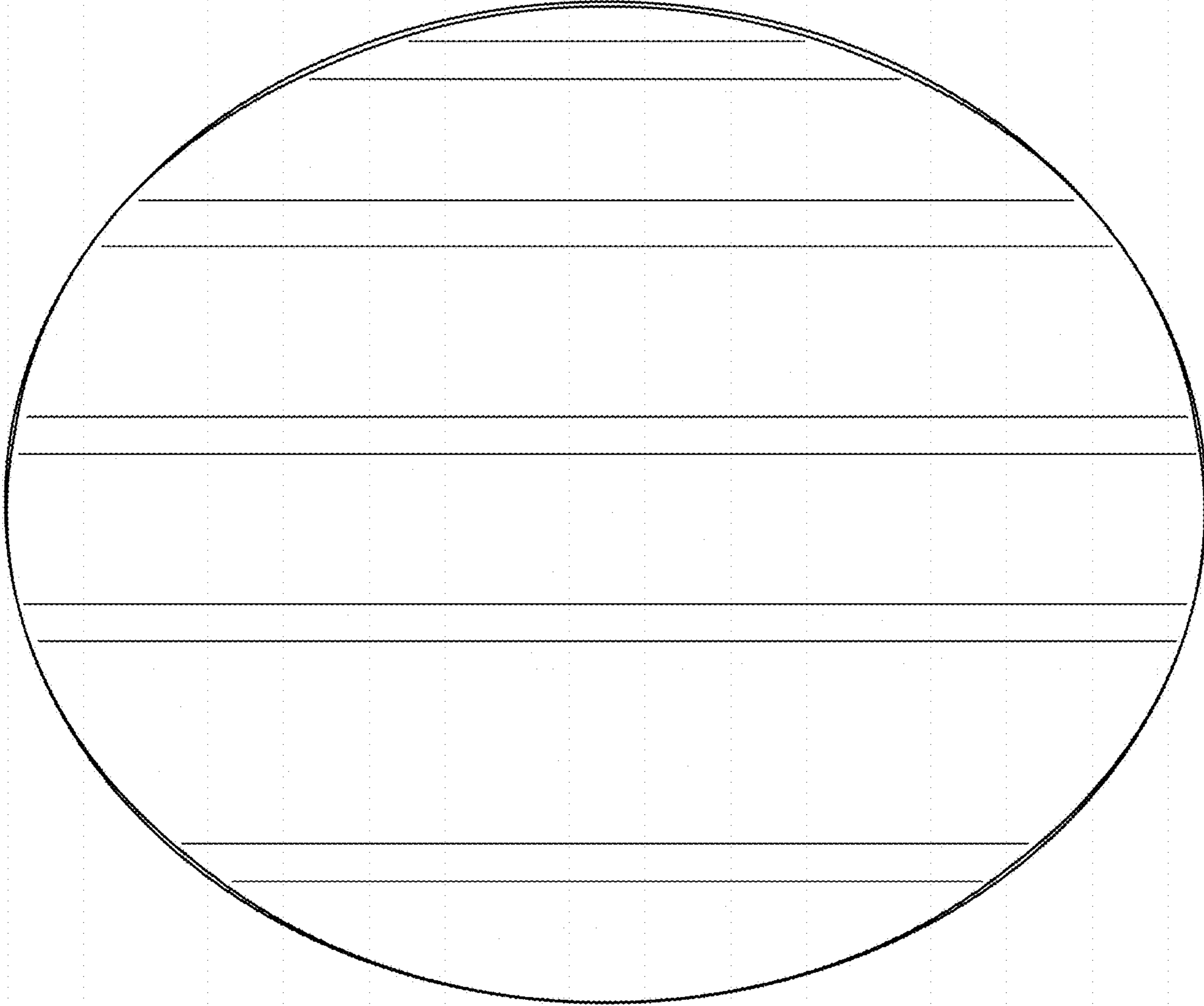


FIG. 4

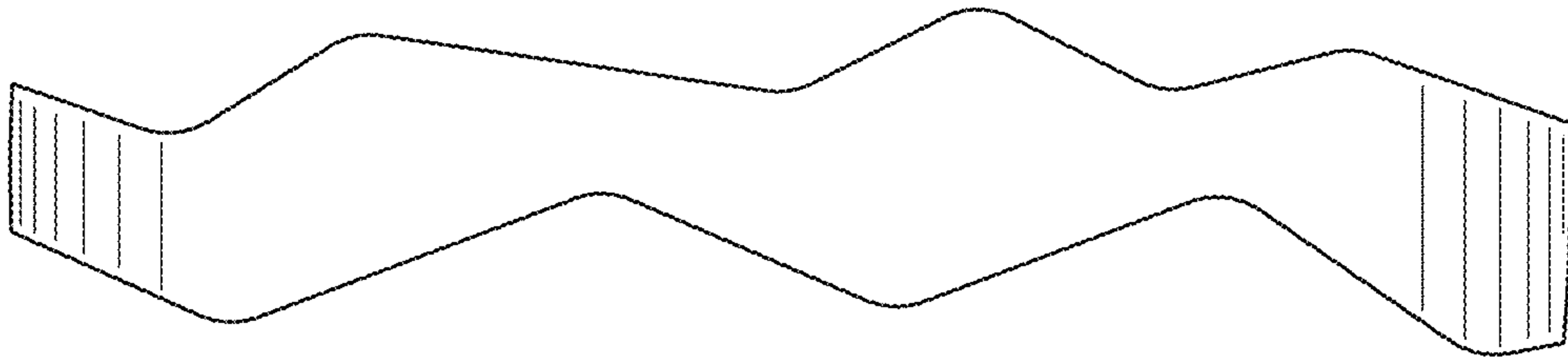


FIG. 5

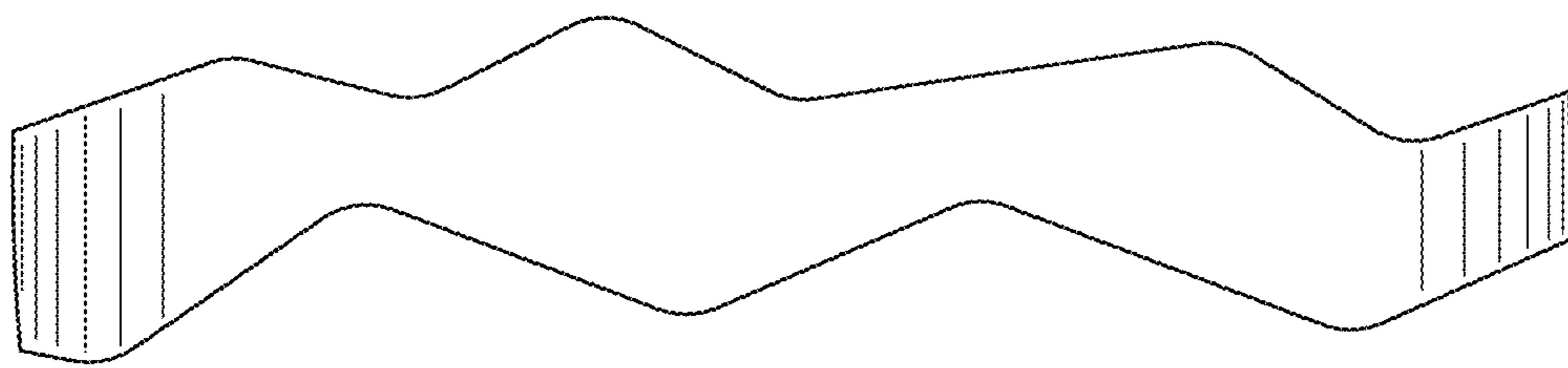


FIG. 6

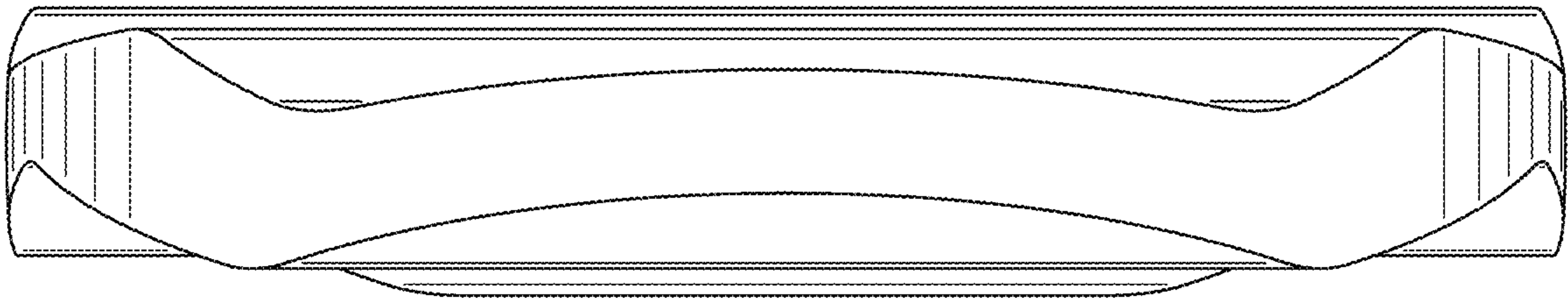


FIG. 7