



US0D1043219S

(12) **United States Design Patent** (10) **Patent No.:** **US D1,043,219 S**
Lytle (45) **Date of Patent:** **** Sep. 24, 2024**

- (54) **WINE DISPENSER**
- (71) Applicant: **VinoBarrel, LLC**, Marietta, GA (US)
- (72) Inventor: **Seth Lytle**, Marietta, GA (US)
- (73) Assignee: **VinoBarrel, LLC**, Marietta, GA (US)
- (**) Term: **15 Years**
- (21) Appl. No.: **29/851,416**
- (22) Filed: **Aug. 29, 2022**
- (51) **LOC (14) Cl.** **07-06**
- (52) **U.S. Cl.**
USPC **D7/397**
- (58) **Field of Classification Search**
USPC D7/300.1, 303, 387, 391, 392, 392.1,
D7/396.2, 396.3, 397, 398, 507, 510, 511,
D7/523, 590, 597, 601, 605, 606, 608,
D7/615, 620, 621, 624.2, 624.3, 701;
D9/434, 435, 439, 444, 447, 449, 451,
D9/452, 503, 529, 544
CPC . A61J 1/1412; B65D 41/0414; B65D 51/245;
B65D 81/2038; B65D 50/041; B65D
47/06; B65D 83/28; B65D 83/40; B65D
31/00; B67D 7/00
See application file for complete search history.

D843,842 S * 3/2019 Perez D9/633
 D904,885 S * 12/2020 Bedford D9/633
 2018/0369830 A1* 12/2018 Houchens B03B 5/56

OTHER PUBLICATIONS

VinoBarrel Dispenser, facebook.com, First available date: Sep. 20, 2023. Retrieved from the internet Apr. 7, 2024 <<https://www.facebook.com/photo.php?fbid=221871744212085&set=pb.100091677826372.-2207520000&type=3> (Year: 2023).*

* cited by examiner

Primary Examiner — Joseph Kukella
Assistant Examiner — Darryl J Dardenne
 (74) *Attorney, Agent, or Firm* — Holland & Knight, LLP;
 Matthew Cox

(57) **CLAIM**

What is claimed is the ornamental design for a “wine dispenser,” as shown and described.

DESCRIPTION

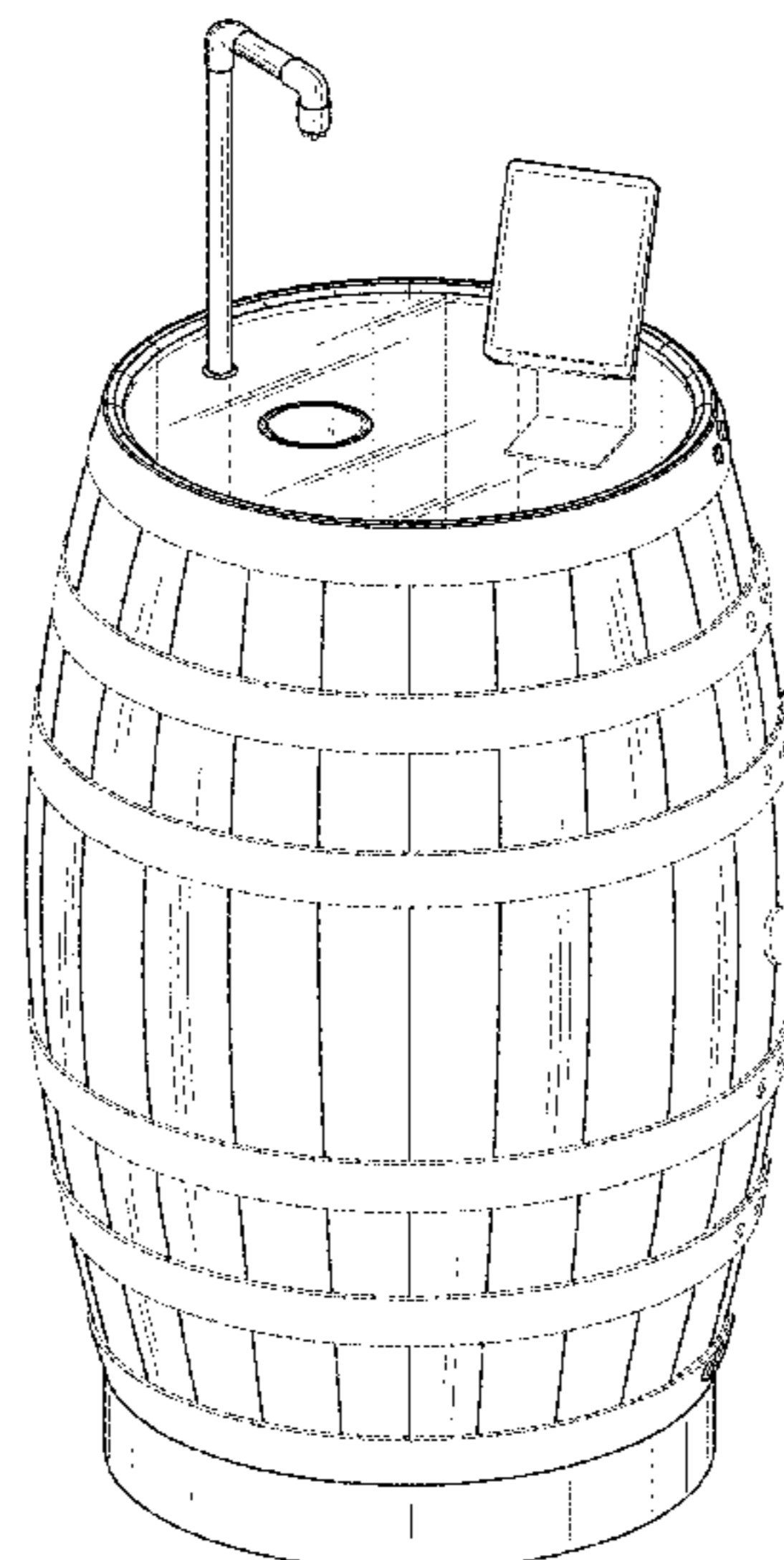
FIG. 1 is a front perspective view showing the “wine dispenser” of Applicant’s invention.
 FIG. 2 is a front elevation view showing the “wine dispenser” of Applicant’s invention.
 FIG. 3 is a back elevation view showing the “wine dispenser” of Applicant’s invention.
 FIG. 4 is a left side elevation view showing the “wine dispenser” of Applicant’s invention.
 FIG. 5 is a right side elevation view showing the “wine dispenser” of Applicant’s invention.
 FIG. 6 is a top view showing the “wine dispenser” of Applicant’s invention; and,
 FIG. 7 is a bottom view showing the “wine dispenser” of Applicant’s invention.
 In the Figures, the dashed lines represent portions of the environment and surroundings and do not form part of the claimed invention.

(56) **References Cited**

U.S. PATENT DOCUMENTS

- D269,046 S * 5/1983 Faul D34/4
- 4,826,029 A * 5/1989 Skoglie B65D 39/00
215/355
- D459,139 S * 6/2002 Vlooswijk D7/312
- D555,233 S * 11/2007 Bogison D23/285
- D586,228 S * 2/2009 McWillis D9/503
- D627,182 S * 11/2010 Wirth D9/633
- D640,033 S * 6/2011 Magrenan D34/39
- D664,848 S * 8/2012 DuBow D7/628
- D783,405 S * 4/2017 Thompson D9/531
- D825,258 S * 8/2018 Majka D7/397

1 Claim, 7 Drawing Sheets






FIG. 1

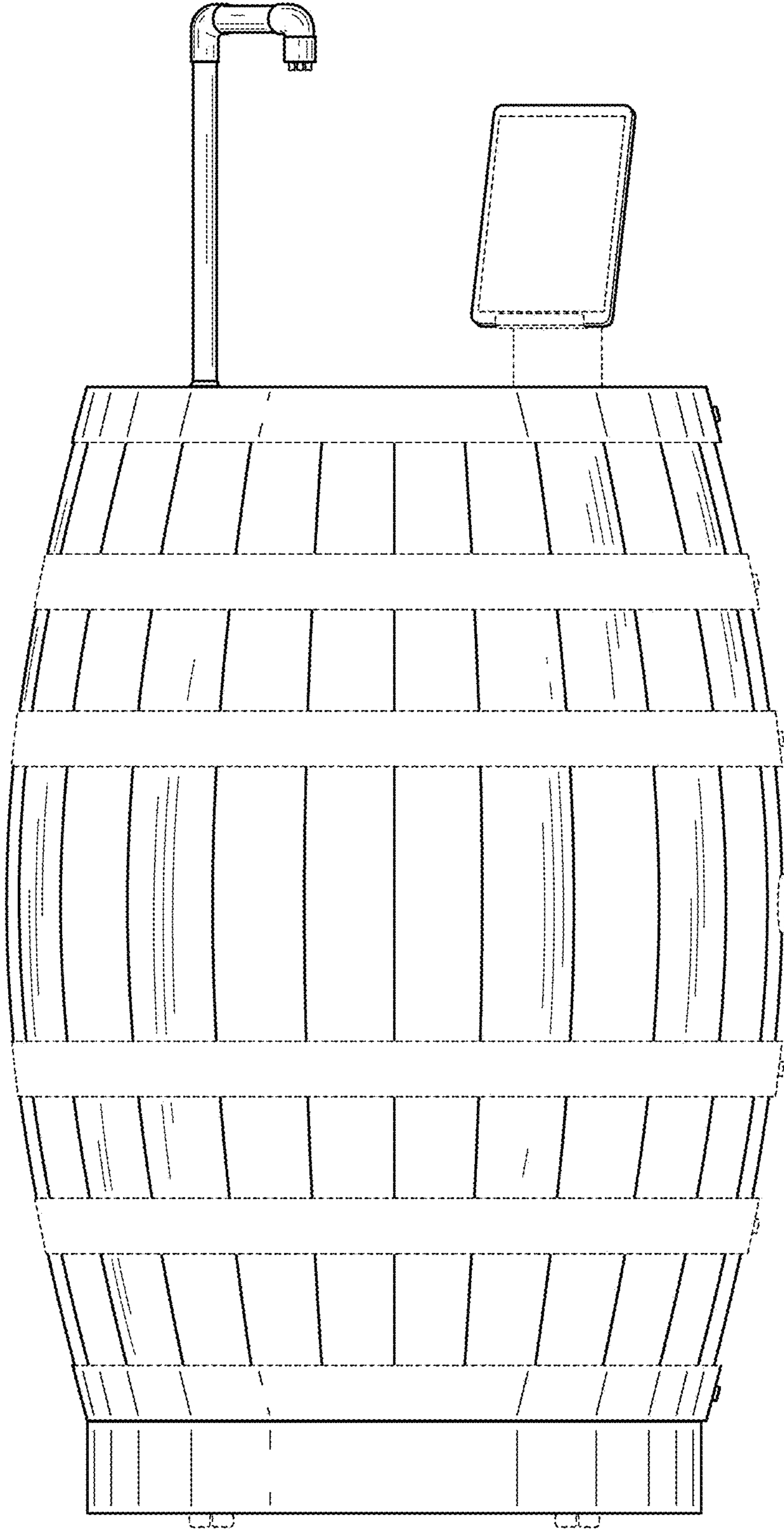


FIG. 2

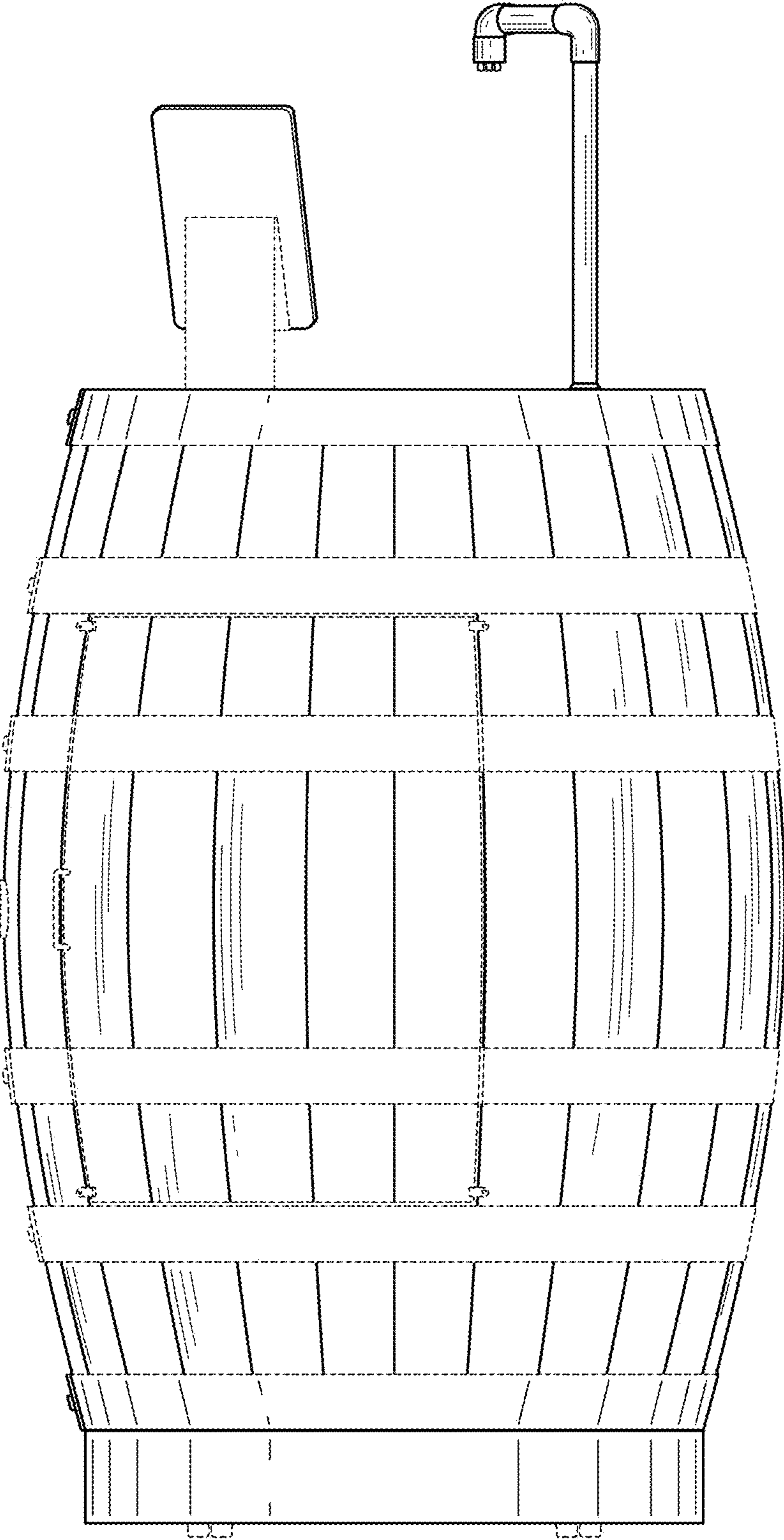


FIG. 3

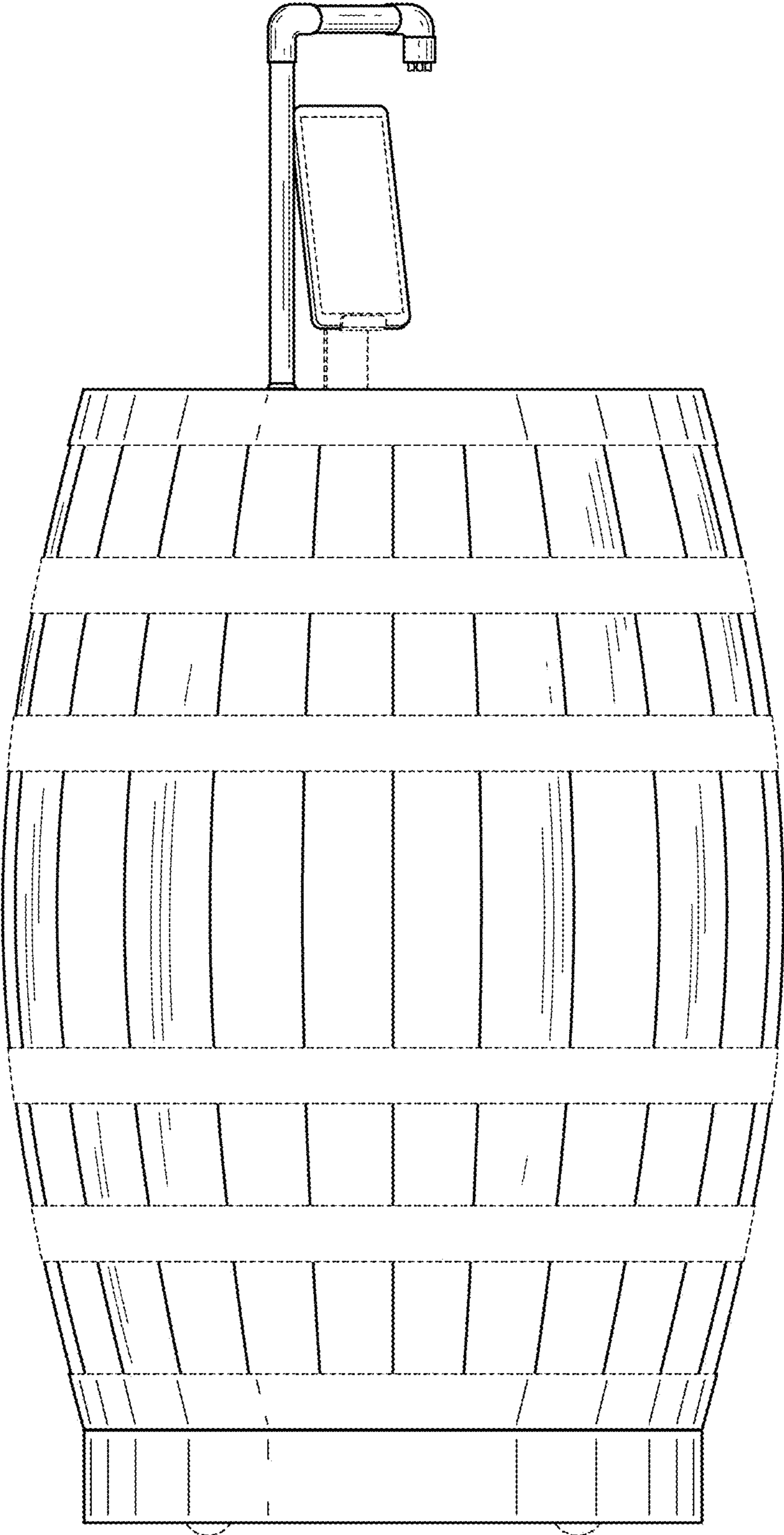


FIG. 4

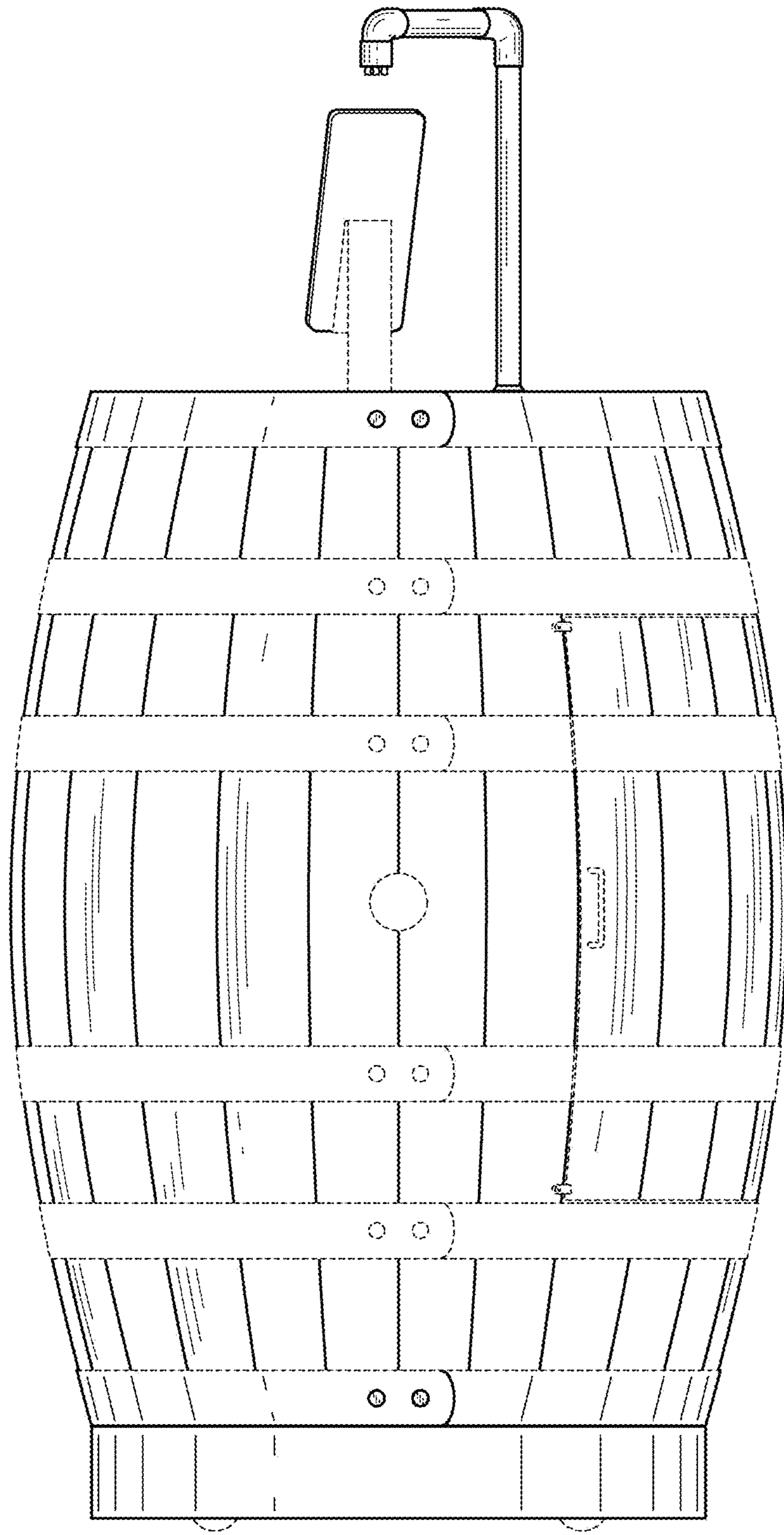


FIG. 5

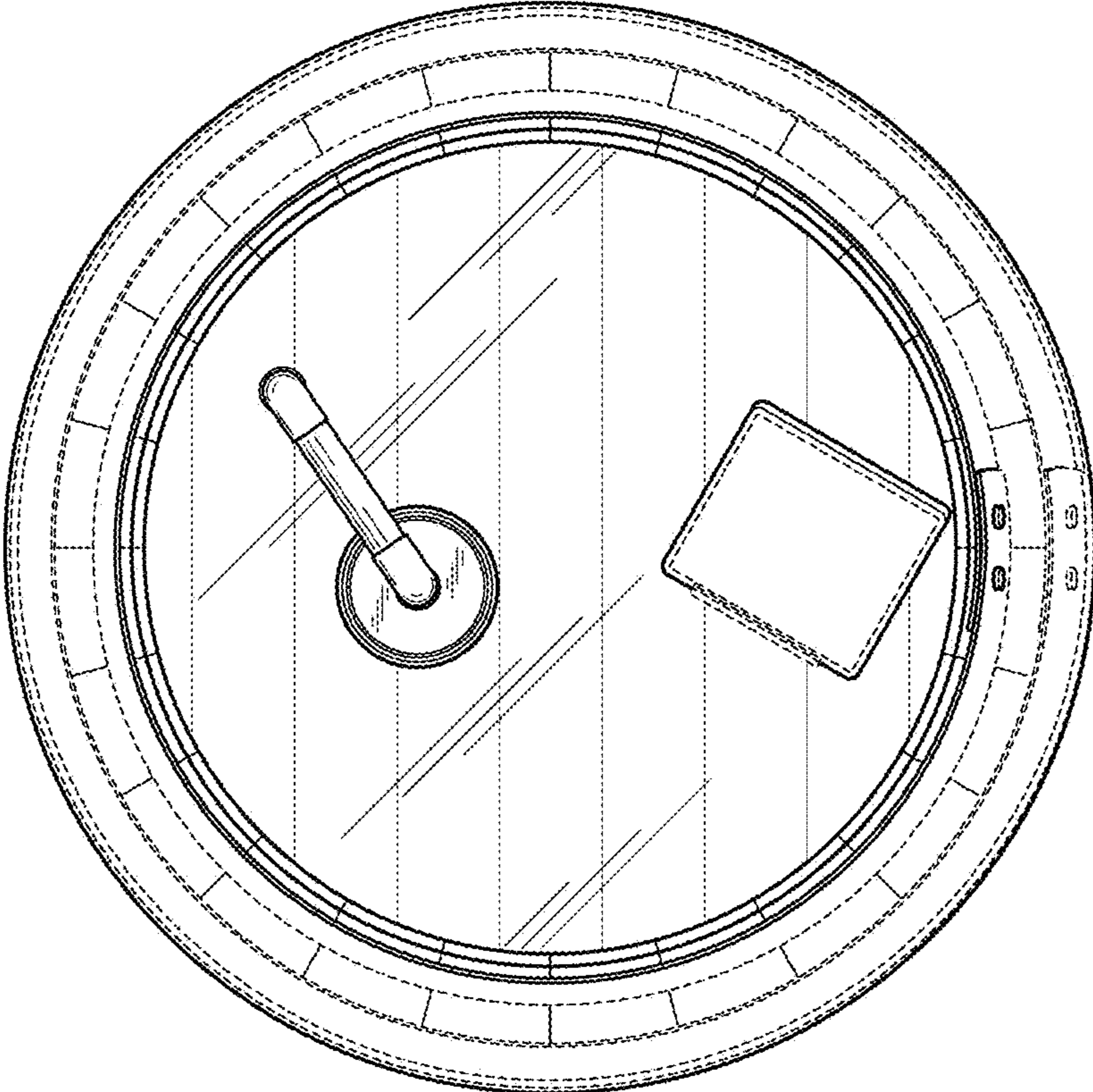


FIG. 6

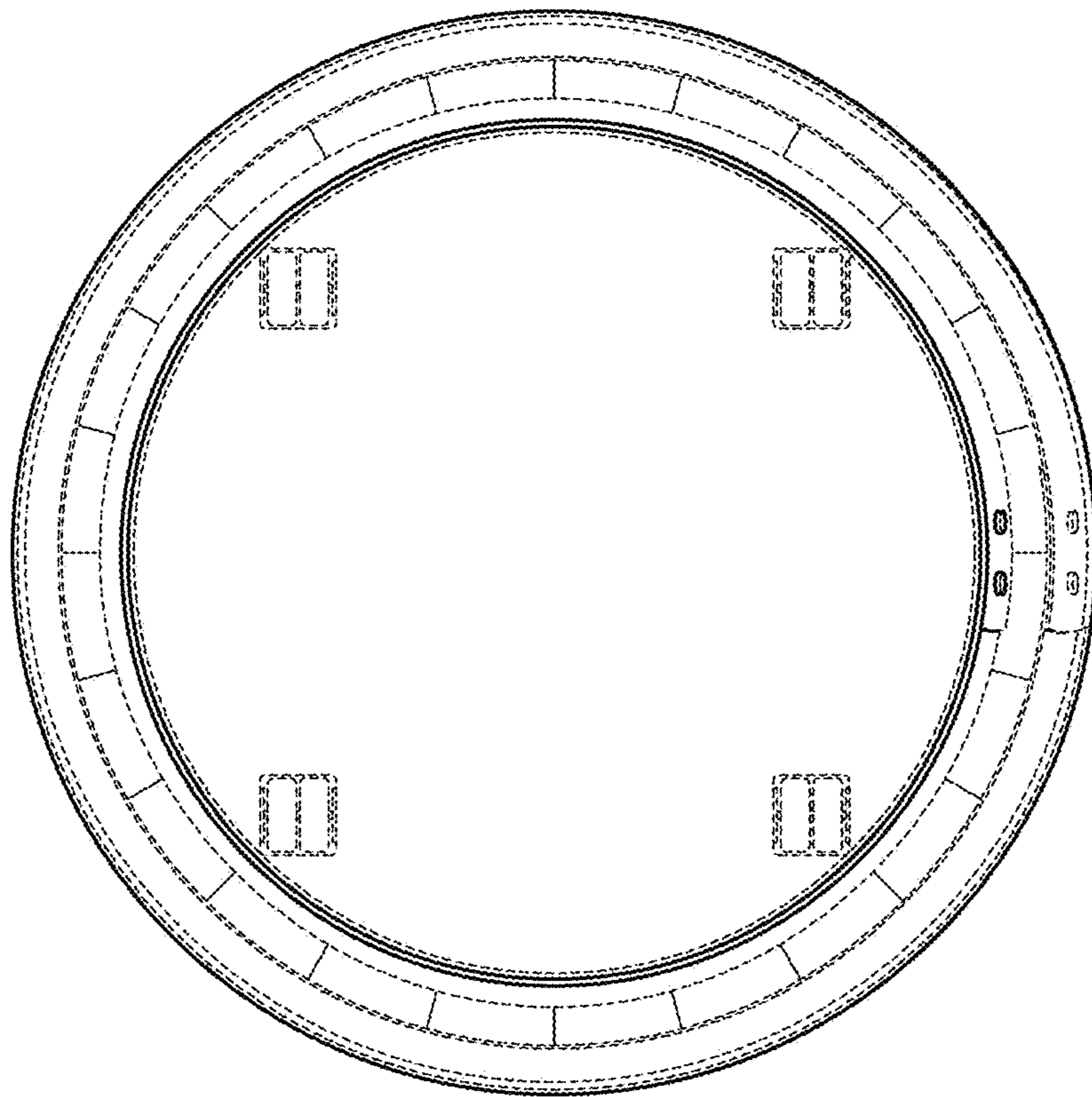


FIG. 7