



US0D1042546S

(12) **United States Design Patent** (10) **Patent No.:** **US D1,042,546 S**
Willis (45) **Date of Patent:** **** Sep. 17, 2024**

(54) **RAM AIR SNORKEL FOR AUTOMOBILES**

10,393,076 B1 * 8/2019 Freeman F02M 35/162
D896,277 S * 9/2020 Bennett D15/5
D905,117 S * 12/2020 Bennett D12/400

(71) Applicant: **Cunningham Automotive Inc.**,
Lewisville, TX (US)

(Continued)

(72) Inventor: **Brian Dean Willis**, Lewisville, TX
(US)

OTHER PUBLICATIONS

(73) Assignee: **Cunningham Automotive Inc.**,
Lewisville, TX (US)

Allstar Performance ALL23270_ Fiberglass Dragster Scoop, posted
date unknown [online], [retrieved Aug. 4, 2023]. Retrieved from
internet, <https://www.jegs.com/i/Allstar+Performance/049/ALL23270/10002/-1> (Year: 2023).*

(Continued)

(**) Term: **15 Years**

Primary Examiner — Darlington Ly

(21) Appl. No.: **29/836,927**

Assistant Examiner — Jeremy Koenig

(22) Filed: **Apr. 29, 2022**

(74) *Attorney, Agent, or Firm* — Ferguson Braswell
Fraser Kubasta PC

(51) **LOC (14) Cl.** **15-01**

(52) **U.S. Cl.**

(57) **CLAIM**

USPC **D15/5**; D12/400

The ornamental design for a ram air snorkel for automobiles,
as shown and described.

(58) **Field of Classification Search**

USPC D12/174, 194, 400; D15/5

CPC F01N 13/00; F01N 13/1822; F01N 13/08;

F01N 13/082; F01N 13/085; F01N

13/087; F01N 1/04; F01N 1/24; G10K

5/00; Y10T 137/87756

See application file for complete search history.

DESCRIPTION

(56) **References Cited**

U.S. PATENT DOCUMENTS

D273,956 S *	5/1984	Petersen	D15/5
D376,007 S *	11/1996	Thomas	D23/393
D429,672 S *	8/2000	Miyagishma	D12/181
D525,267 S *	7/2006	Canova	D15/5
D530,723 S *	10/2006	Huang	D15/5
D637,205 S *	5/2011	Luxon	D12/400
D637,206 S *	5/2011	Luxon	D12/400
D642,199 S *	7/2011	Luxon	D12/400
D687,072 S *	7/2013	Bennett	D15/5
D781,346 S *	3/2017	Simpson	D12/400
D846,086 S *	4/2019	Naber	D23/259
D856,373 S *	8/2019	Tallman	D15/5

FIG. 1 is a front perspective view of the ram air snorkel for automobiles.

FIG. 2 is a rear perspective view thereof.

FIG. 3 is a left side elevation view thereof.

FIG. 4 is a right side elevation view thereof.

FIG. 5 is a front elevation view thereof.

FIG. 6 is a rear elevation view thereof.

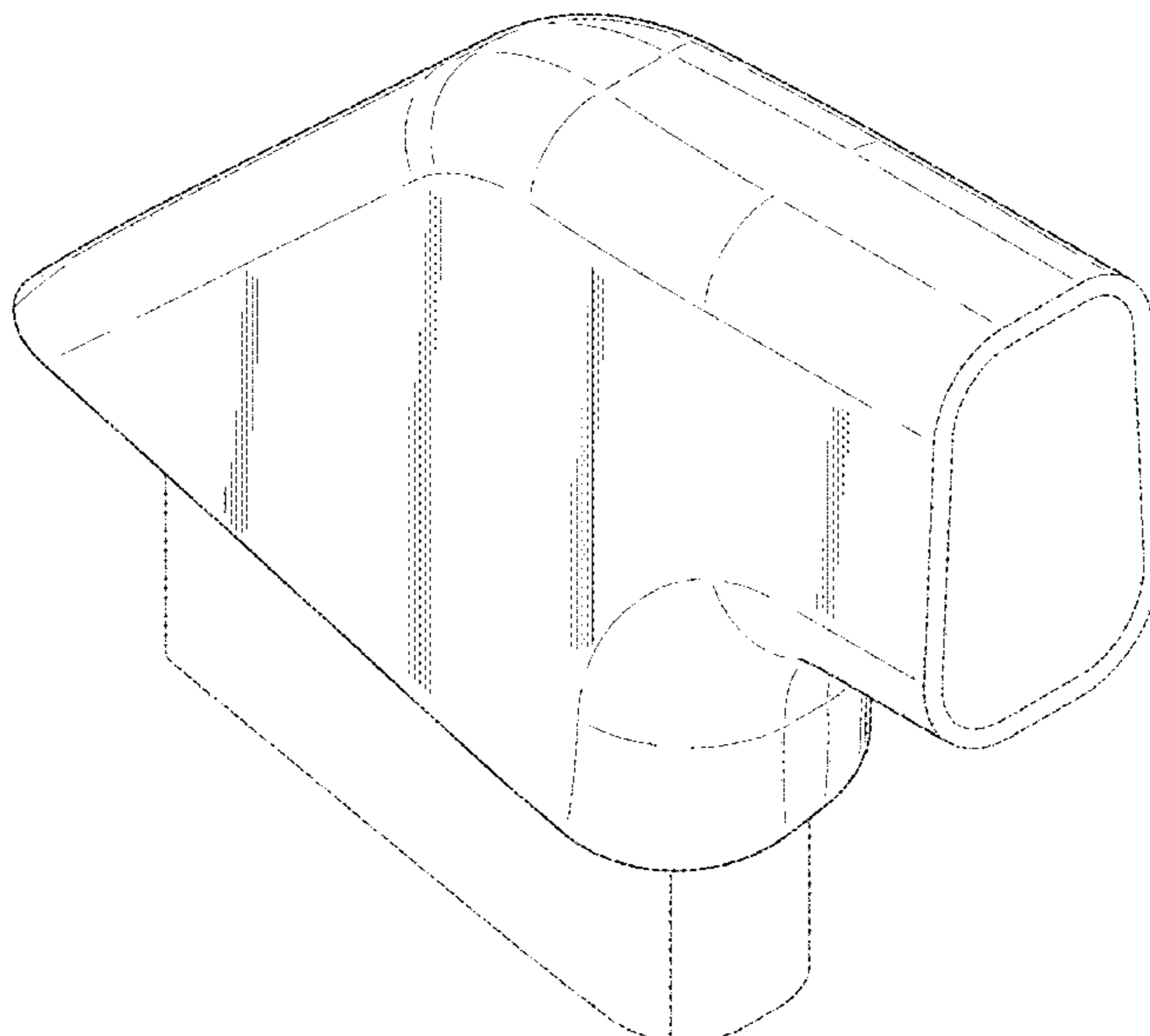
FIG. 7 is a top plan view thereof; and,

FIG. 8 is a bottom plan view thereof.

The shape of the ram air snorkel is the claimed design, shown in solid lines.

The broken lines showing parts of the mounting support for the ram air snorkel form no part of the claimed design. The broken lines showing cavities in the ram air snorkel form no part of the claimed design. The broken lines showing the shape of the outlet port of the ram air snorkel form no part of the claimed design.

1 Claim, 5 Drawing Sheets



(56)

References Cited

U.S. PATENT DOCUMENTS

D943,634 S * 2/2022 Bennett D15/5
D971,262 S * 11/2022 Liu D15/5
D993,282 S * 7/2023 Becker D15/5
2009/0151308 A1 * 6/2009 Jung F02M 35/022
55/337

OTHER PUBLICATIONS

Airaid 600-100 Airaid Snorkel Kits, posted date unknown [online],
[retrieved Aug. 4, 2023]. Retrieved from internet, <https://www.summitracing.com/parts/aid-600-100> (Year: 2023).*

K&N 100-8512 K&N Carbon Fiber Composite NHRA Hood Scoops,
posted date unknown [online], [retrieved Aug. 4, 2023]. Retrieved
from internet, <https://www.summitracing.com/parts/knn-100-8512>
(Year: 2023).*

* cited by examiner

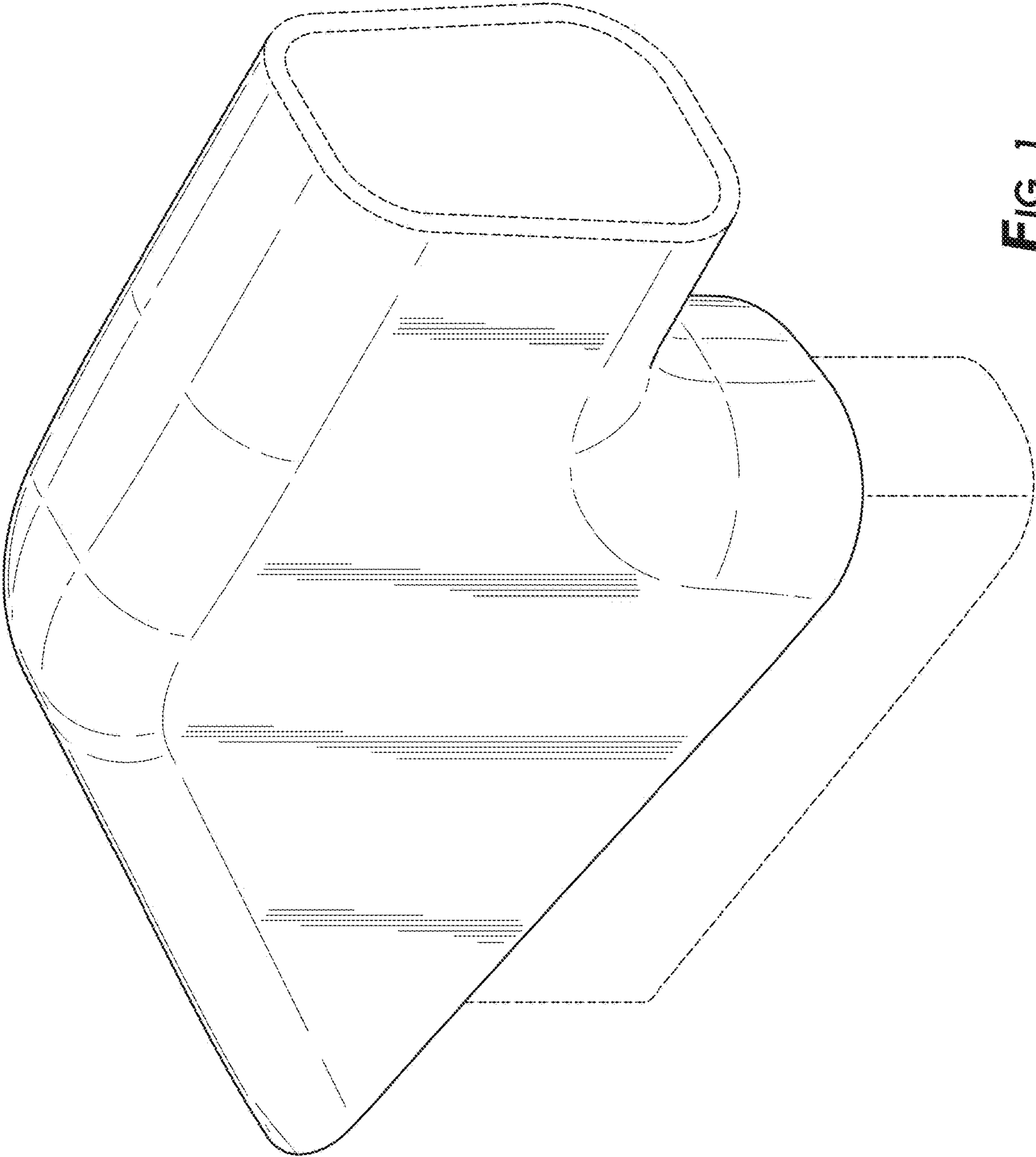


FIG. 1

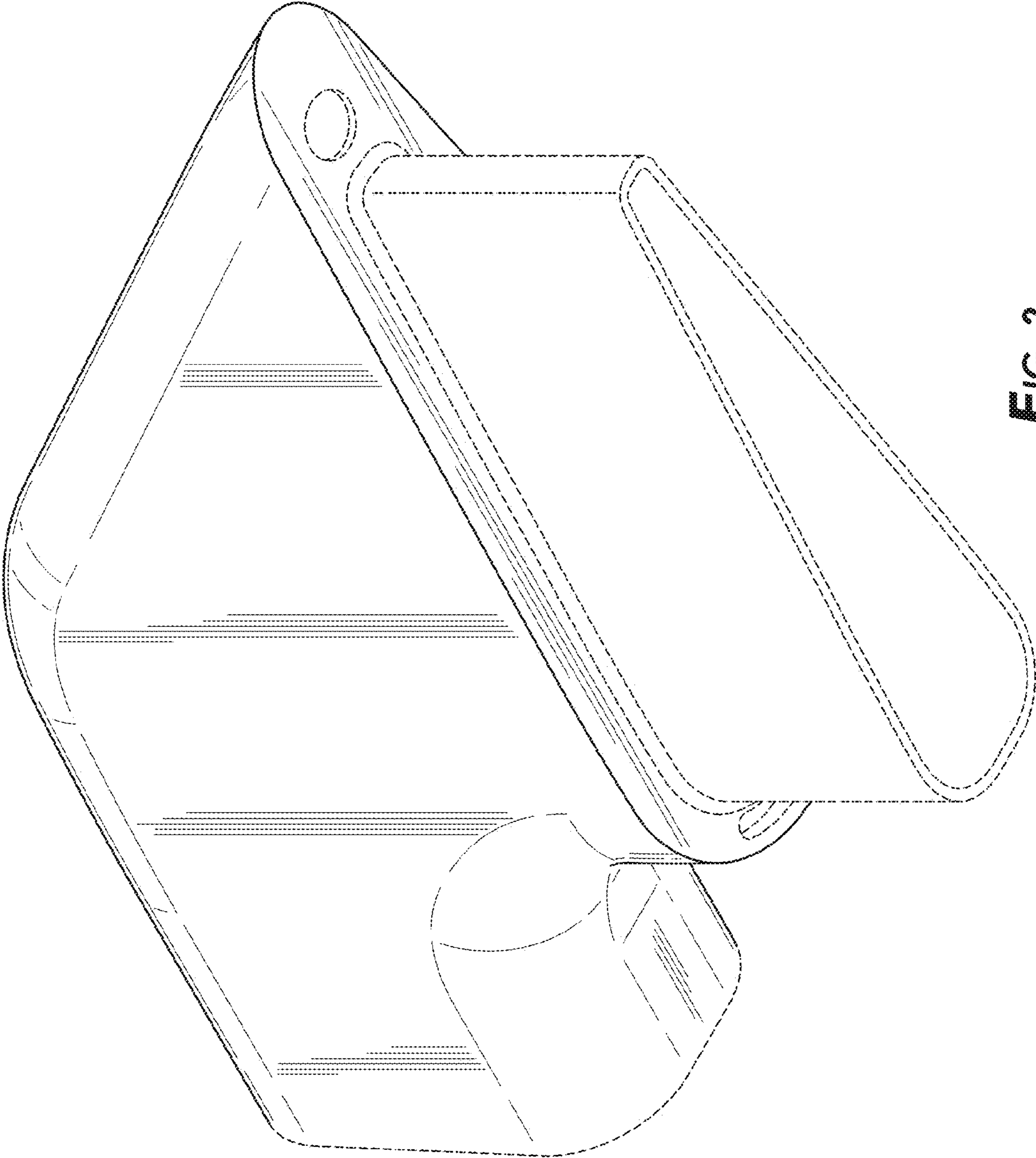


FIG. 2

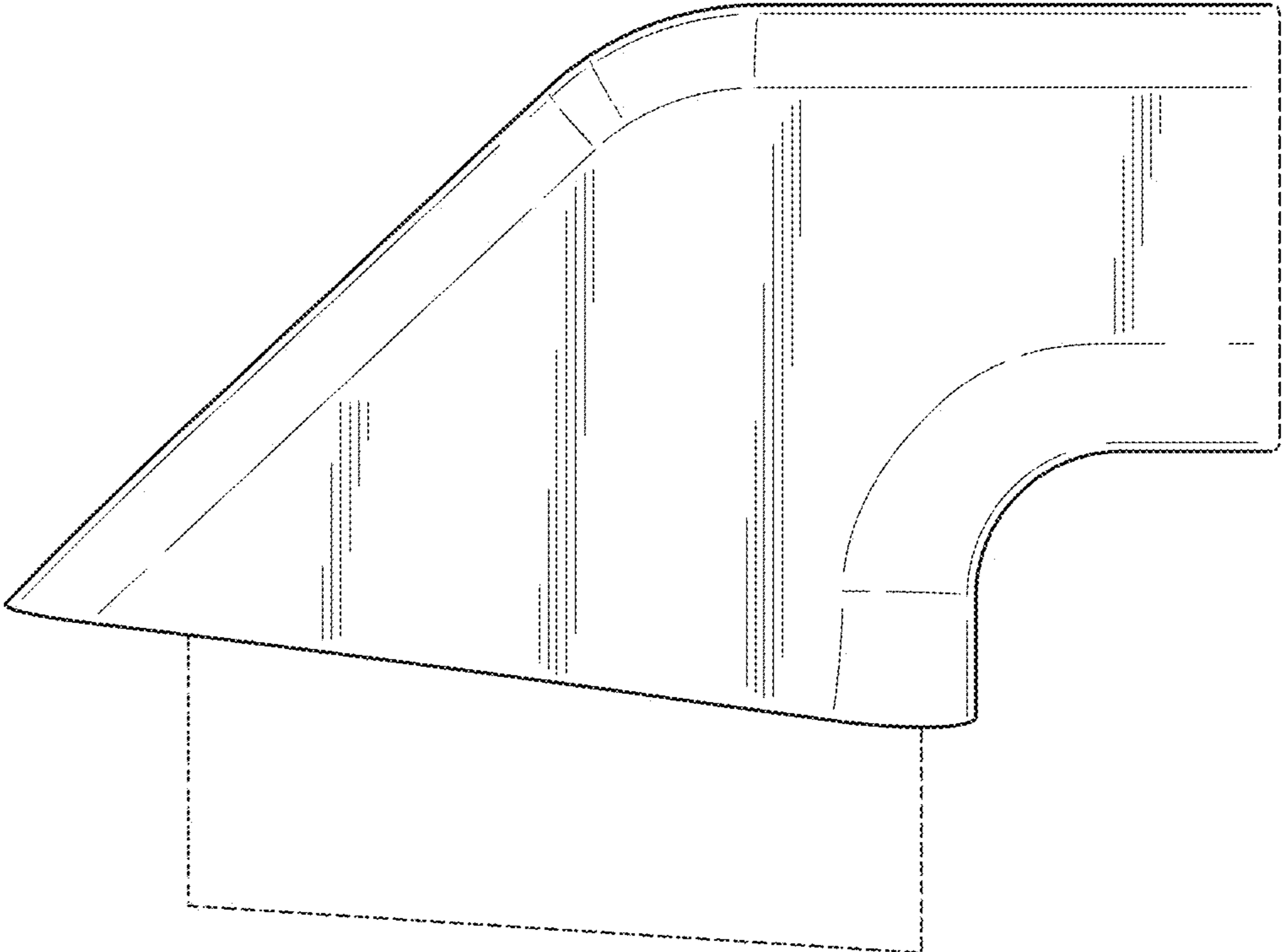


FIG. 3

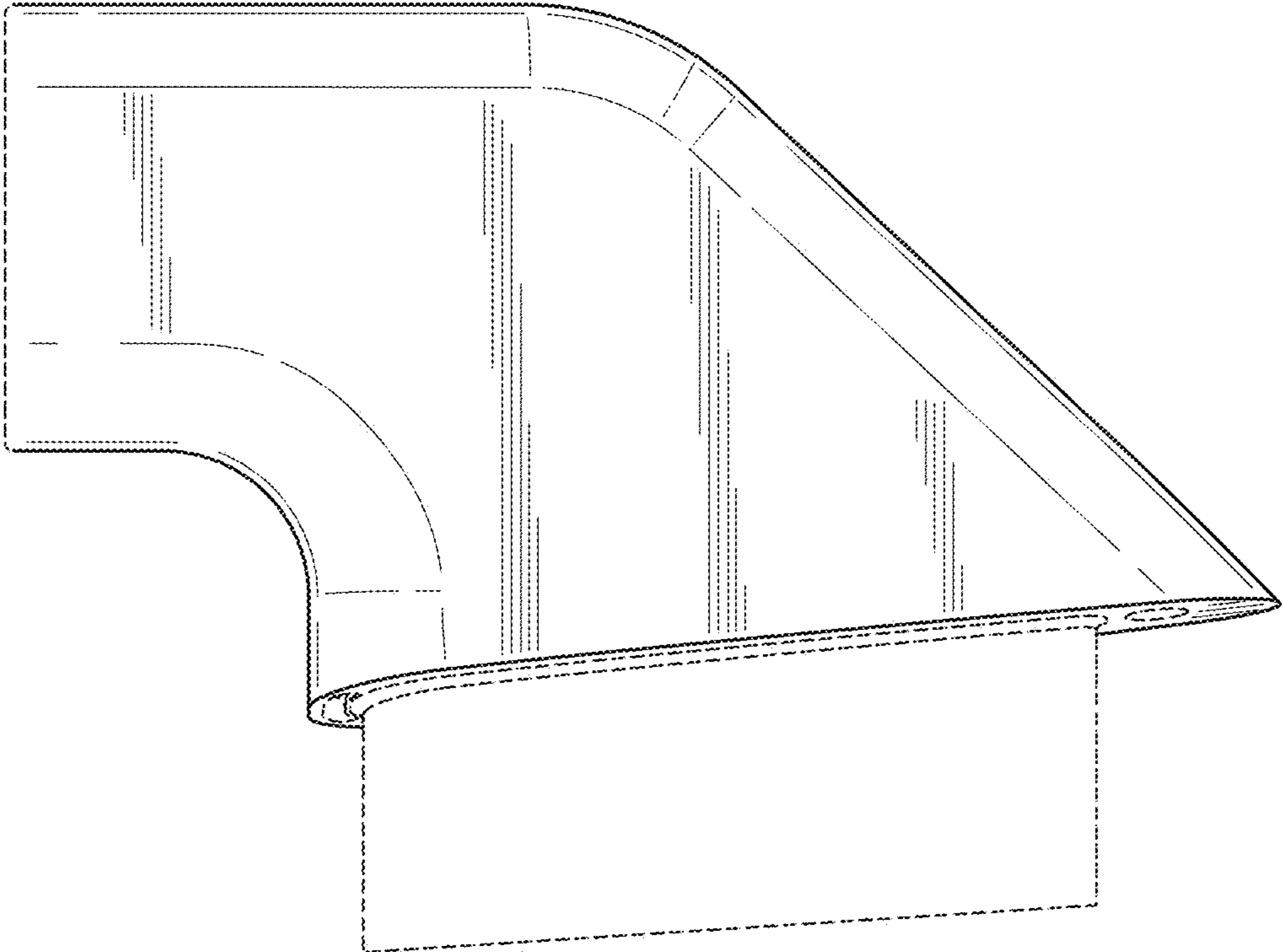


FIG. 4

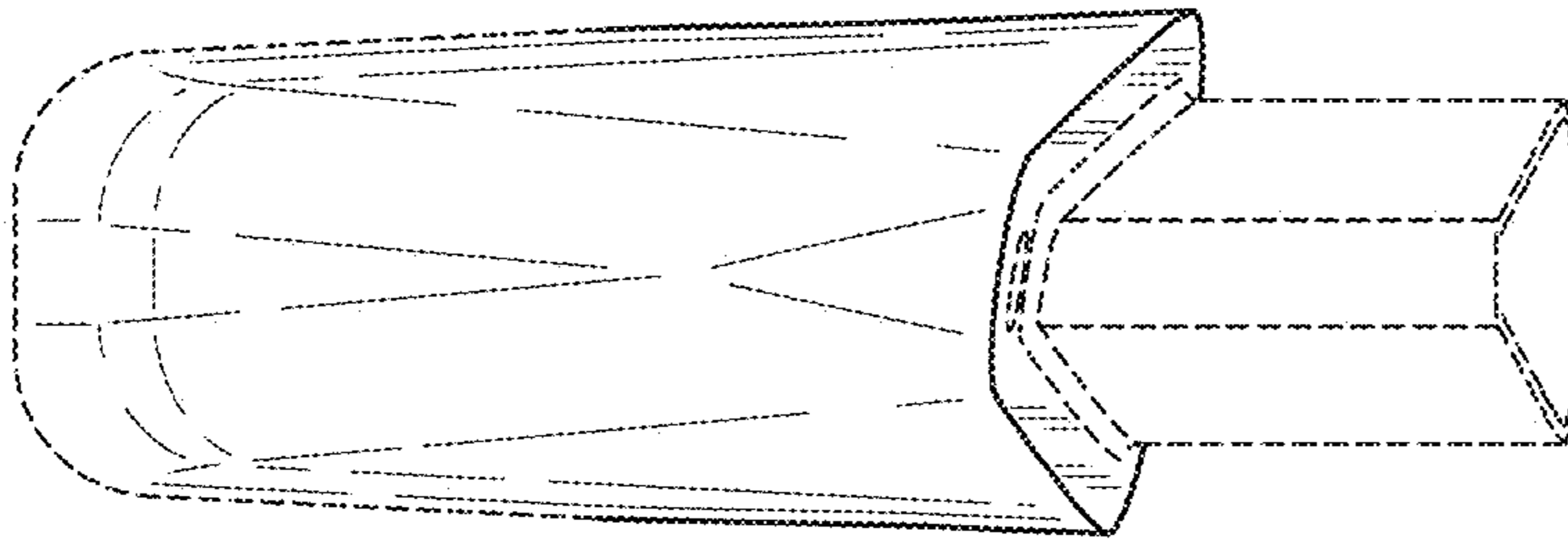


FIG. 6

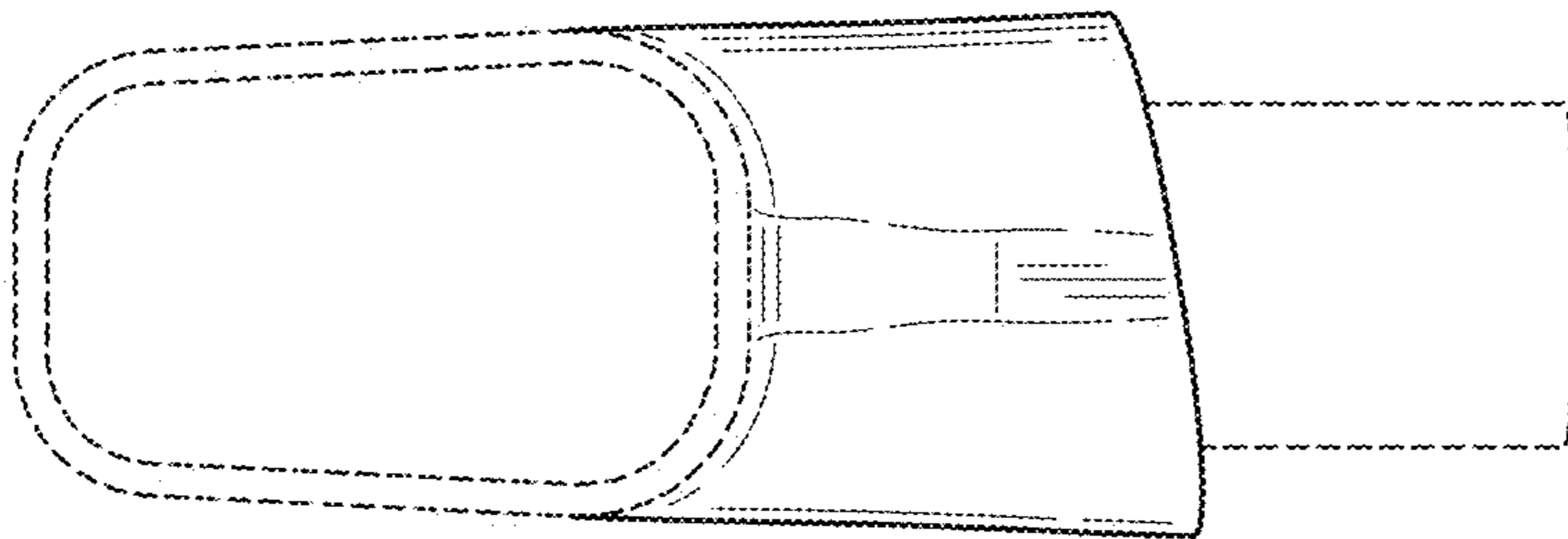


FIG. 5

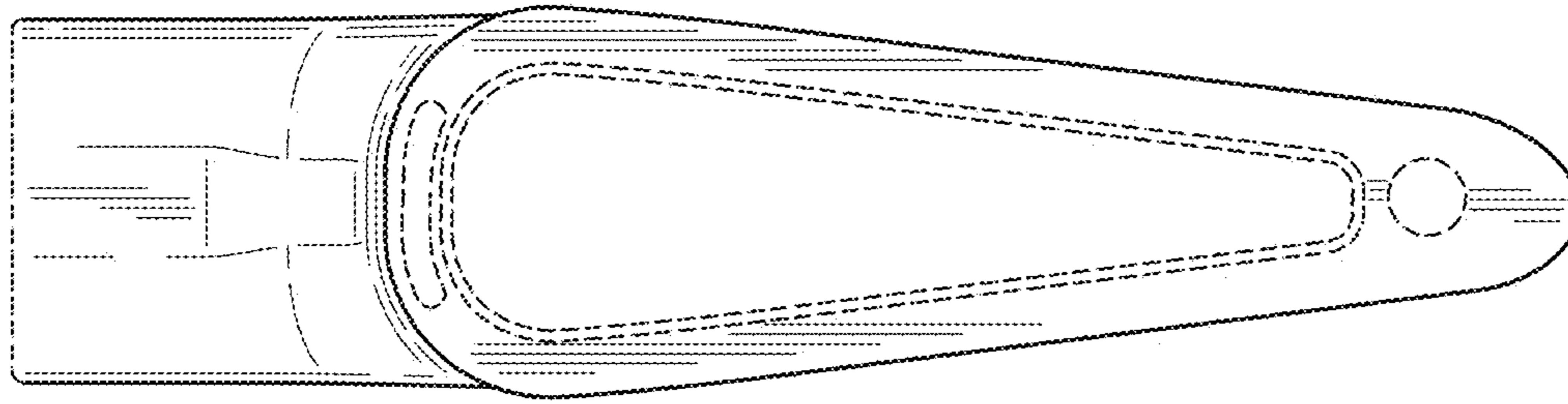


FIG. 8

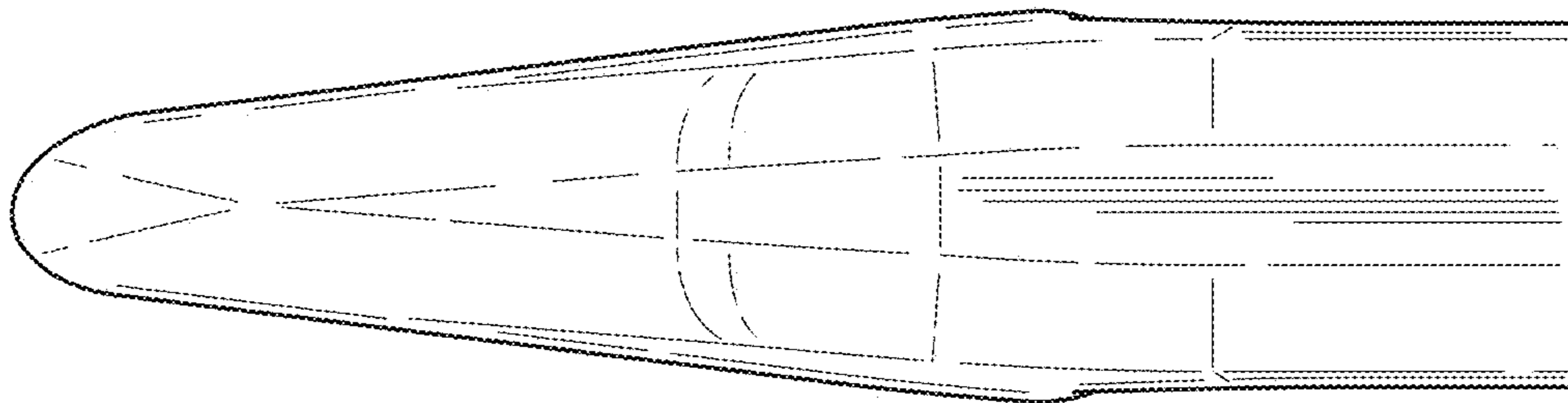


FIG. 7