US0D1042345S

(12) United States Design Patent

Andres et al.

(10) Patent No.: US D1,042,345 S
(45) Date of Patent: ** Sep. 17, 2024

(54) **TEST PIN**

(71) Applicant: **Johnstech International Corporation**, Minneapolis, MN (US)

(72) Inventors: **Mike Andres**, Inver Grove Heights, MN (US); **Melissa Hasskamp**, Minneapolis, MN (US); **David Skodie**, Minneapolis, MN (US)

(73) Assignee: **Johnstech International Corporation**, Minneapolis, MN (US)

(**) Term: **15 Years**

(21) Appl. No.: **29/833,520**

(22) Filed: **Apr. 5, 2022**

(51) **LOC (14) Cl.** **13-03**

(52) **U.S. Cl.**
USPC **D13/154**

(58) **Field of Classification Search**
USPC D13/118, 123, 133, 146, 147, 149, 151, D13/154, 184, 199
CPC H01R 13/02; H01R 13/03; H01R 13/41; H01R 13/658; H01R 13/6585; H01R 12/57; H01R 12/707; H01R 4/028; H01R 43/16; H05K 3/3426
See application file for complete search history.

(56) **References Cited**

U.S. PATENT DOCUMENTS

5,841,640	A	11/1998	Shibata	
5,947,749	A	9/1999	Rathburn	
6,854,981	B2	2/2005	Nelson	
7,059,866	B2	6/2006	Gilk	
7,445,465	B2	11/2008	Lopez et al.	
D589,902	S *	4/2009	Peng	D13/154
D590,350	S *	4/2009	Zhang	D13/154
D604,701	S *	11/2009	Hemmi	D13/154
7,632,106	B2	12/2009	Nakamura	

(Continued)

FOREIGN PATENT DOCUMENTS

EM	009197452-0001	* 11/2022
EM	009197452-0002	* 11/2022

(Continued)

OTHER PUBLICATIONS

Grainger. Link: https://www.grainger.com/product/GE-Replacement-Contact-Kit-4-6AMX1?searchQuery=55-152313G009&searchBar=true&tier=Tier+6. Visited Feb. 23, 2024. GE Replacement Contact Kit (Year: 2024).*

(Continued)

Primary Examiner — Lauren D McVey
(74) *Attorney, Agent, or Firm* — HSML P.C.

(57) **CLAIM**

The ornamental design for a test pin, as shown and described.

DESCRIPTION

FIG. **1** is a top perspective view of a first embodiment of a test pin showing our new design;
FIG. **2** is a bottom perspective view thereof;
FIG. **3** is a front elevation view thereof;
FIG. **4** is a rear elevation view thereof;
FIG. **5** is a left side elevation view thereof;
FIG. **6** is a right side elevation view thereof;
FIG. **7** is a top plan view thereof;
FIG. **8** is a bottom plan view thereof;
FIG. **9** is a top perspective view of a second embodiment of the test pin;
FIG. **10** is a bottom perspective view thereof;
FIG. **11** is a front elevation view thereof;
FIG. **12** is a rear elevation view thereof;
FIG. **13** is a left side elevation view thereof;
FIG. **14** is a right side elevation view thereof;
FIG. **15** is a top plan view thereof; and,
FIG. **16** is a bottom plan view thereof.

1 Claim, 12 Drawing Sheets

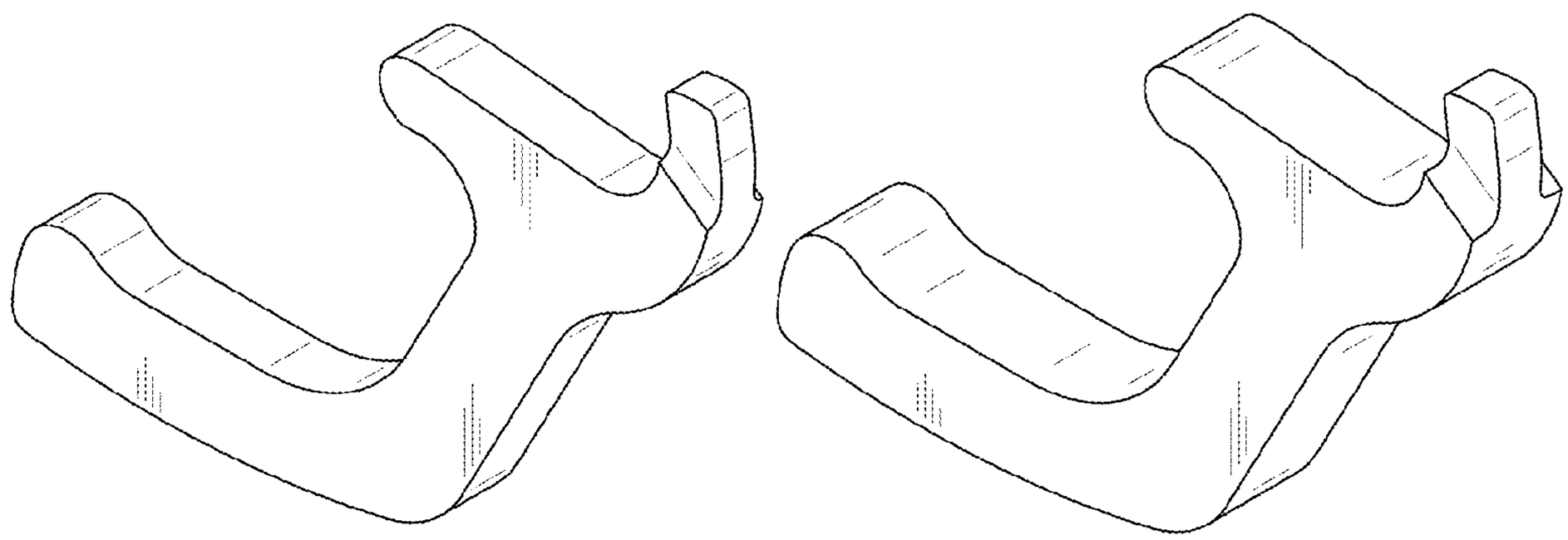

(56) **References Cited**

U.S. PATENT DOCUMENTS

7,639,026	B2	12/2009	Shell et al.	
D614,581	S *	4/2010	Hemmi	D13/154
7,771,220	B2	8/2010	Osato et al.	
7,819,672	B2	10/2010	Osato	
7,914,295	B2	3/2011	Nakamura et al.	
D711,836	S *	8/2014	Johnson	D13/154
D719,923	S *	12/2014	Johnson	D13/154
D727,269	S *	4/2015	Johnson	D13/154
D749,525	S *	2/2016	Johnson	D13/154
D749,526	S *	2/2016	Johnson	D13/154
D772,818	S *	11/2016	Tate	D13/154
10,114,039	B1 *	10/2018	Johnson	H01R 4/58
D852,756	S *	7/2019	Huang	D13/154

FOREIGN PATENT DOCUMENTS

EM	009197452-0003	*	11/2022
EM	009197452-0004	*	11/2022
EM	009197452-0005	*	11/2022
EM	009197452-0006	*	11/2022

OTHER PUBLICATIONS

Grainger. Link: https://www.grainger.com/product/44F380?gucid=N:N:FPL:Free:GGL:CSM-1946:tew63h3:20501231. Visited Feb. 23, 2024. Siemens Replacement Contact Kit, Item 44F380Mfr. Model 75BF14. (Year: 2024).*

Contact Technology. Link: https://contactechnologies.com/Electrical-Contacts.htm. Visited Feb. 22, 2024. Customized Electrical Contacts Produced by Means of Powder Metallurgy (Year: 2024).*

* cited by examiner

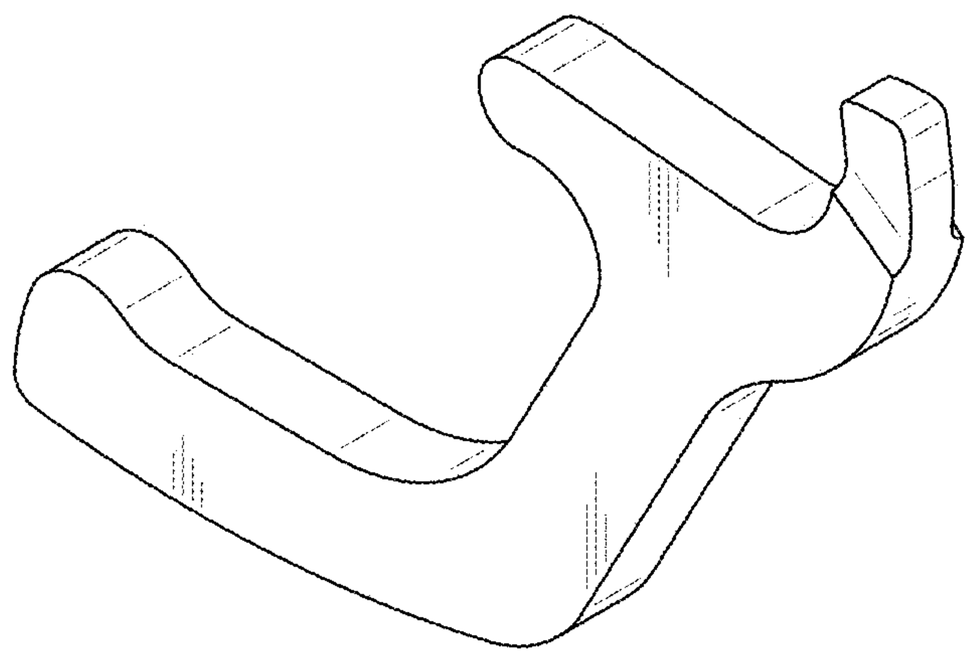

FIG. 1

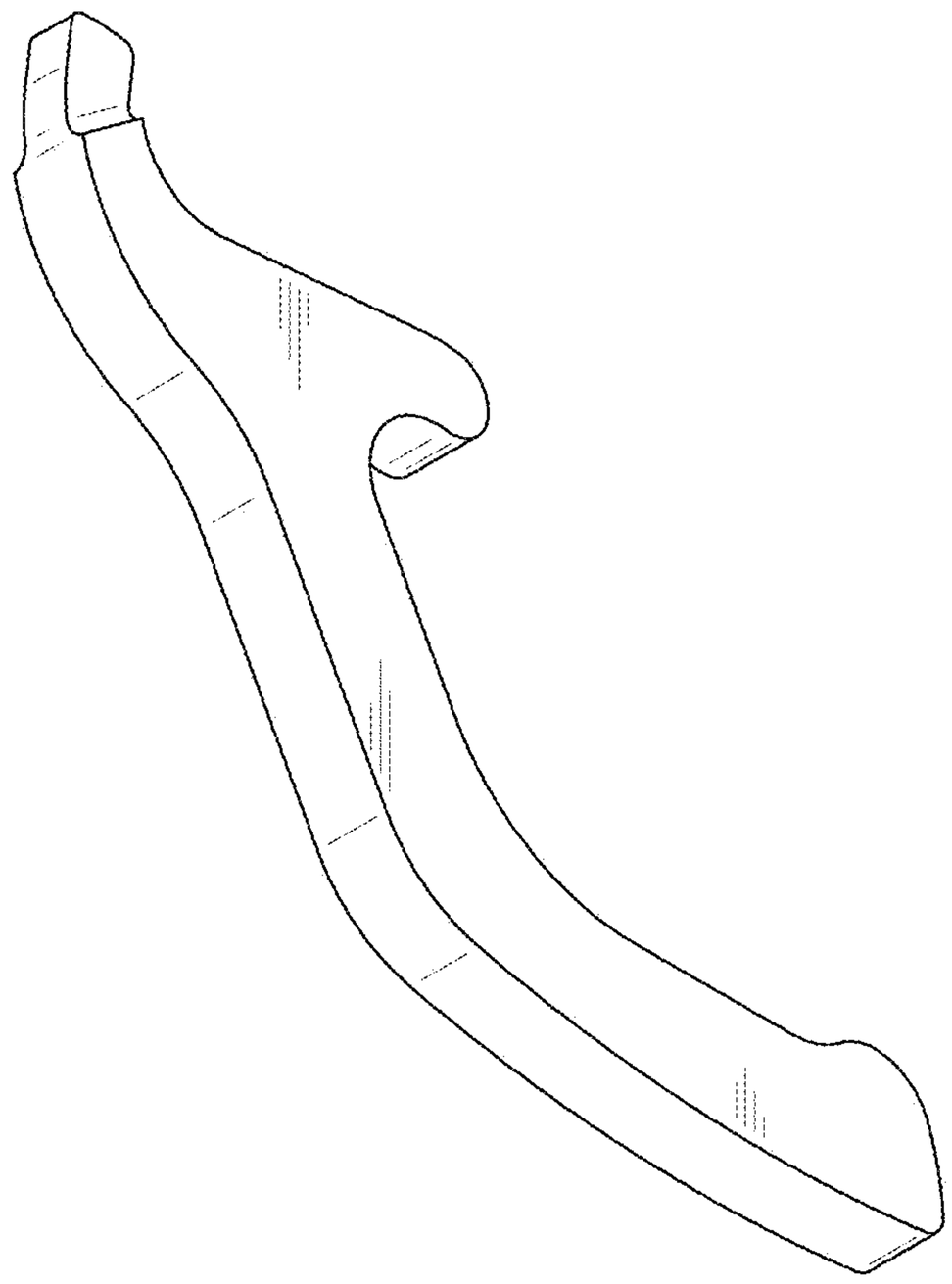

FIG. 2

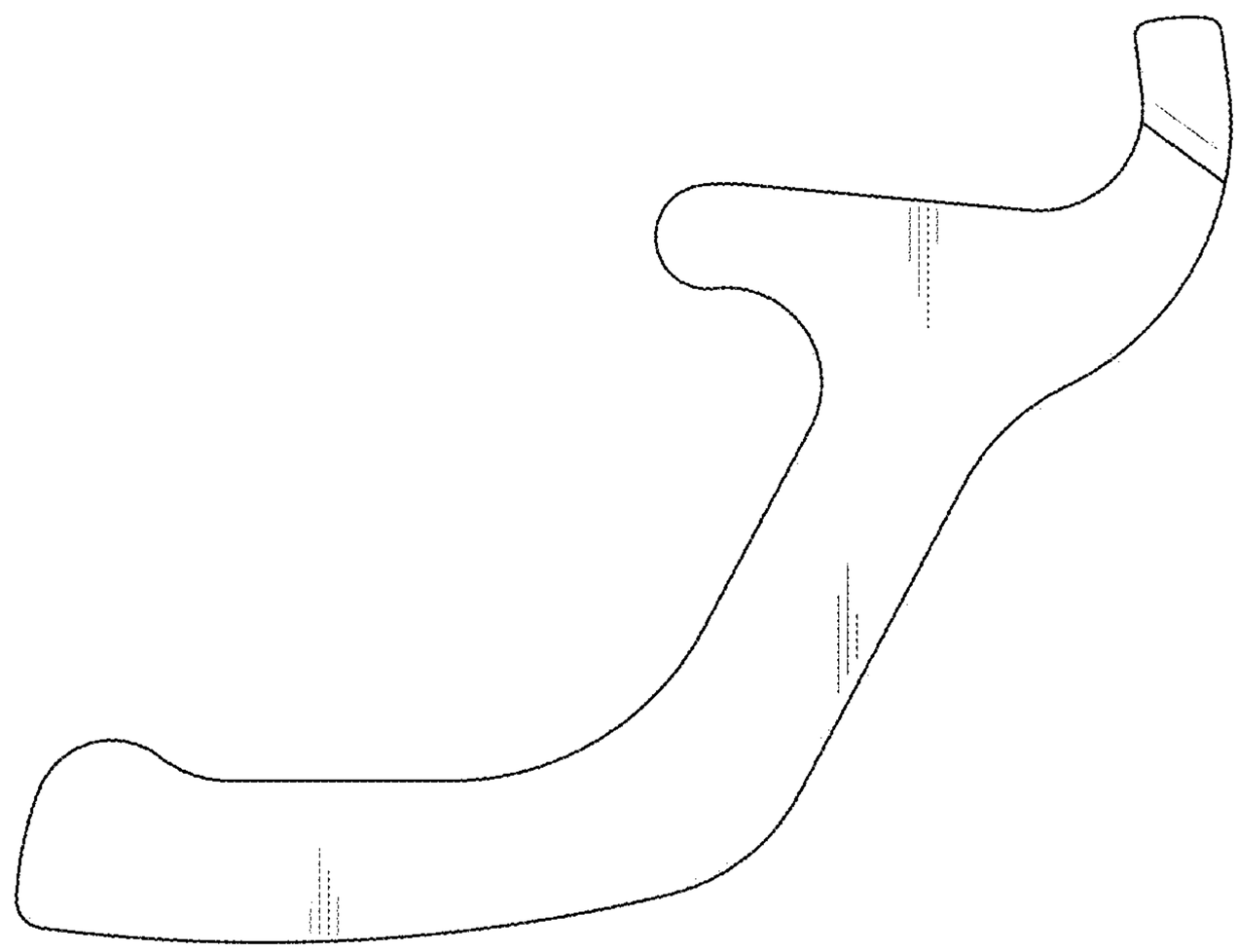

FIG. 3

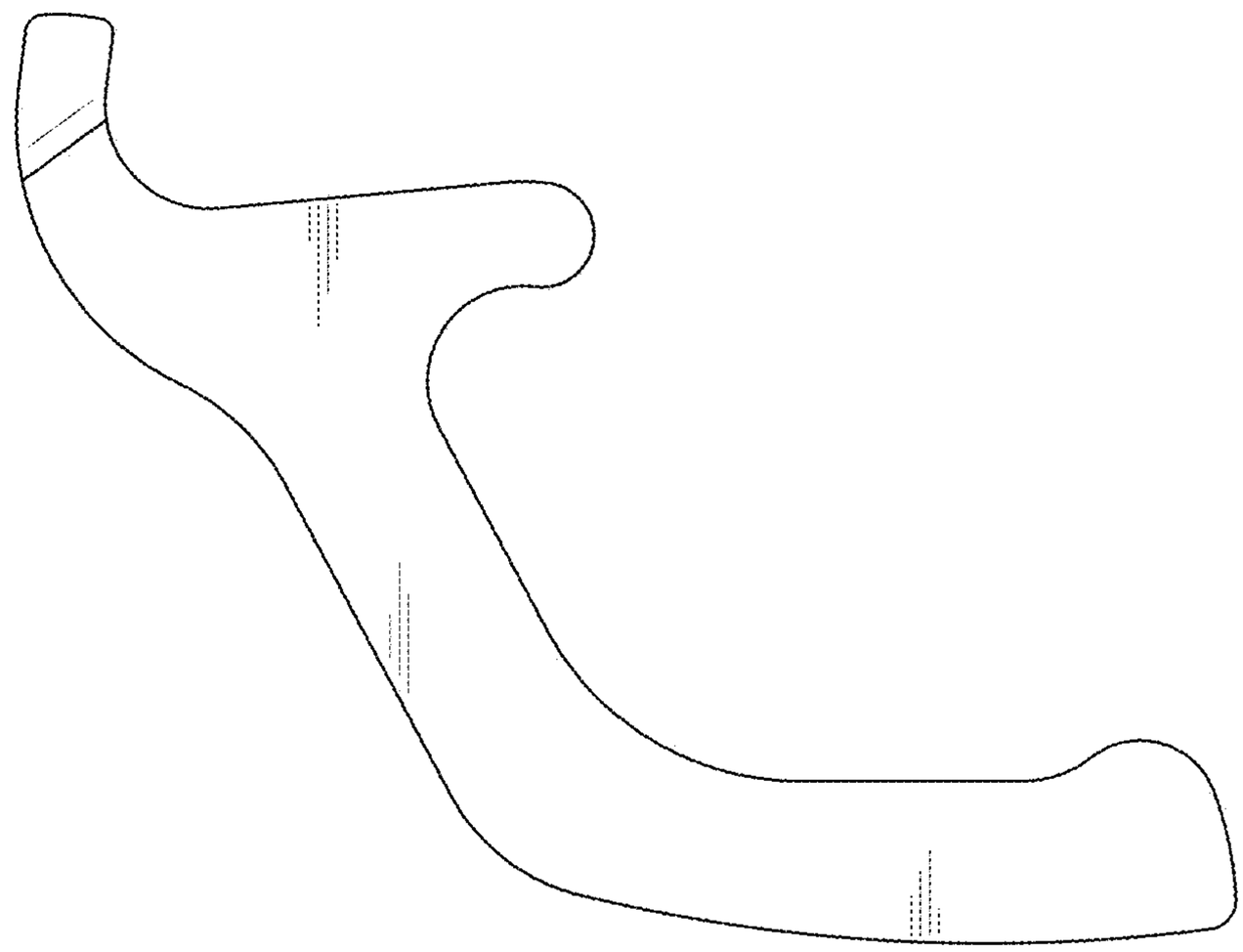

FIG. 4

FIG. 5

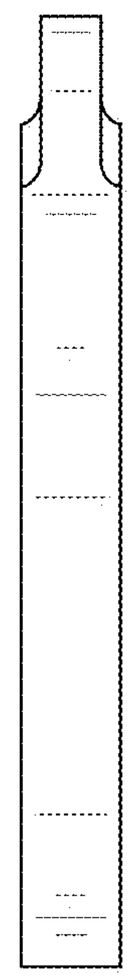

FIG. 6

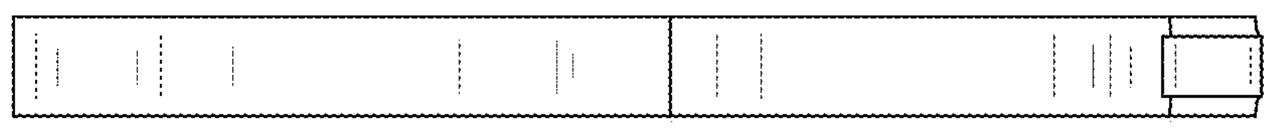

FIG. 7

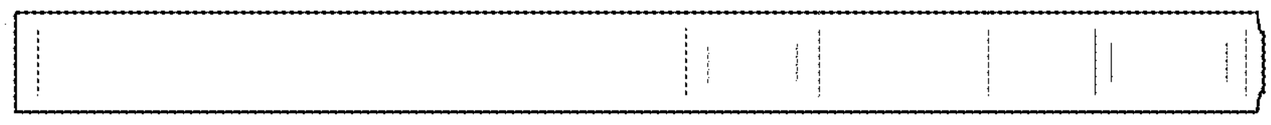

FIG. 8

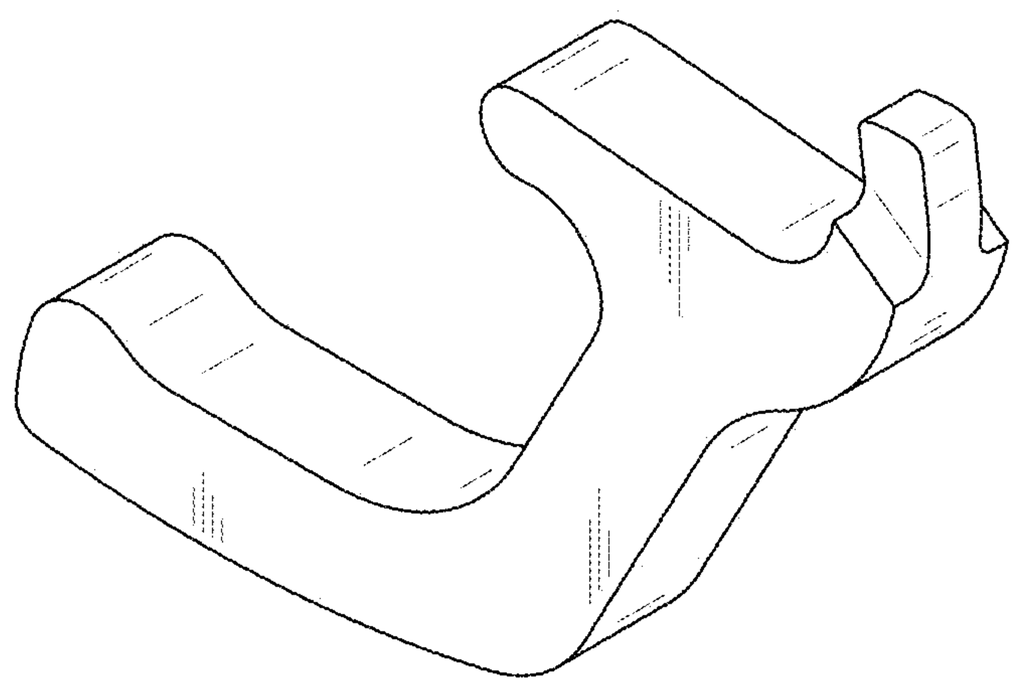

FIG. 9

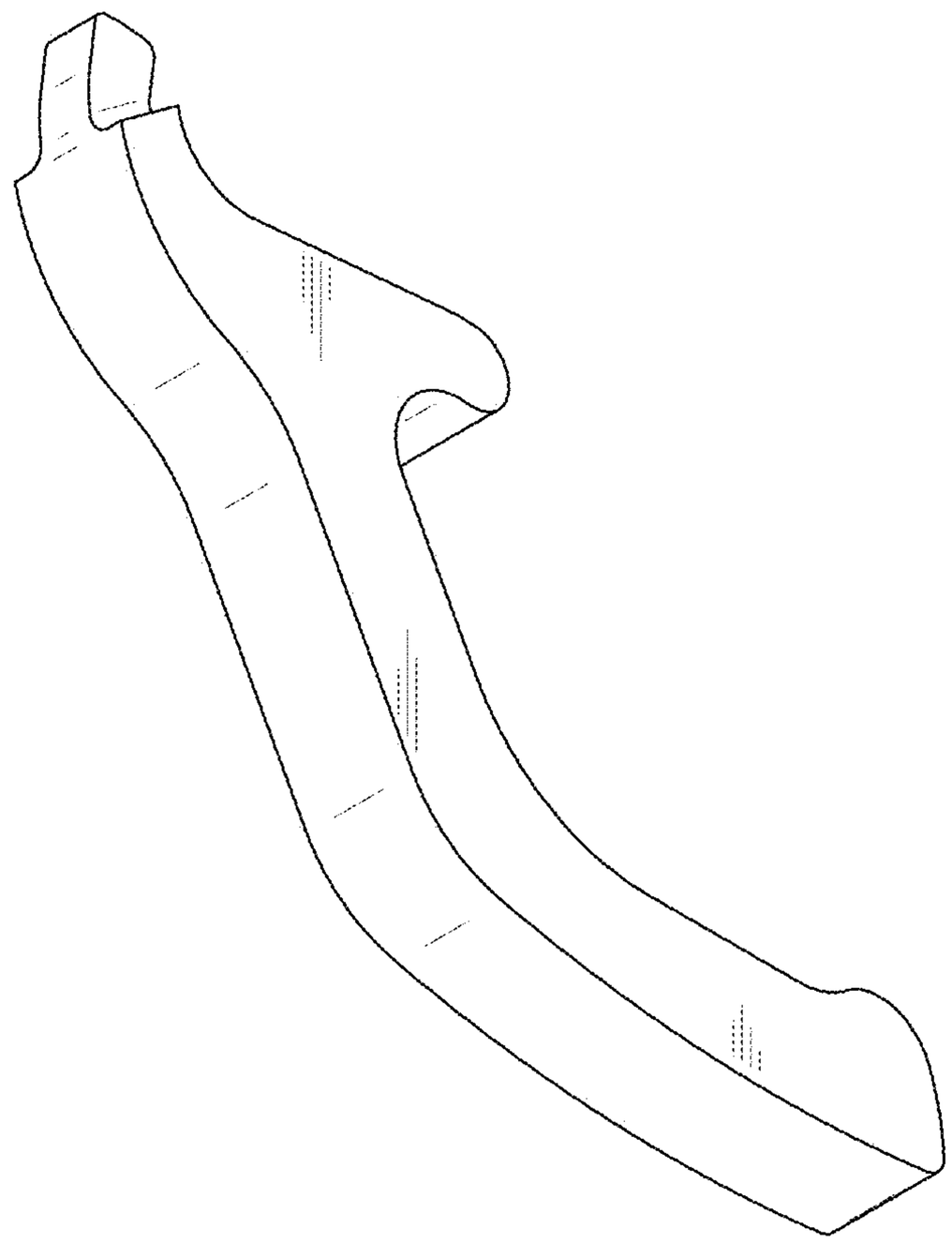

FIG. 10

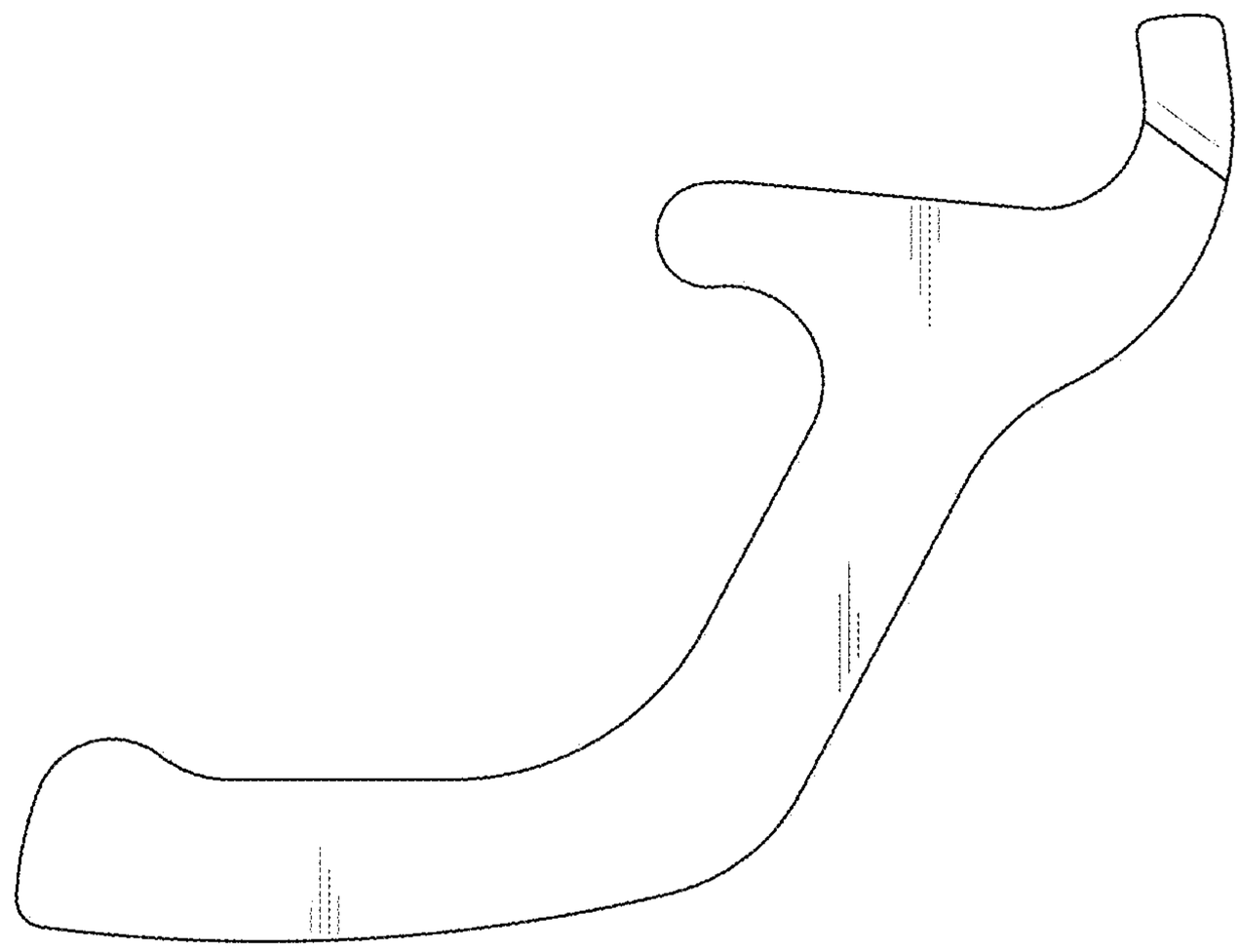

FIG. 11

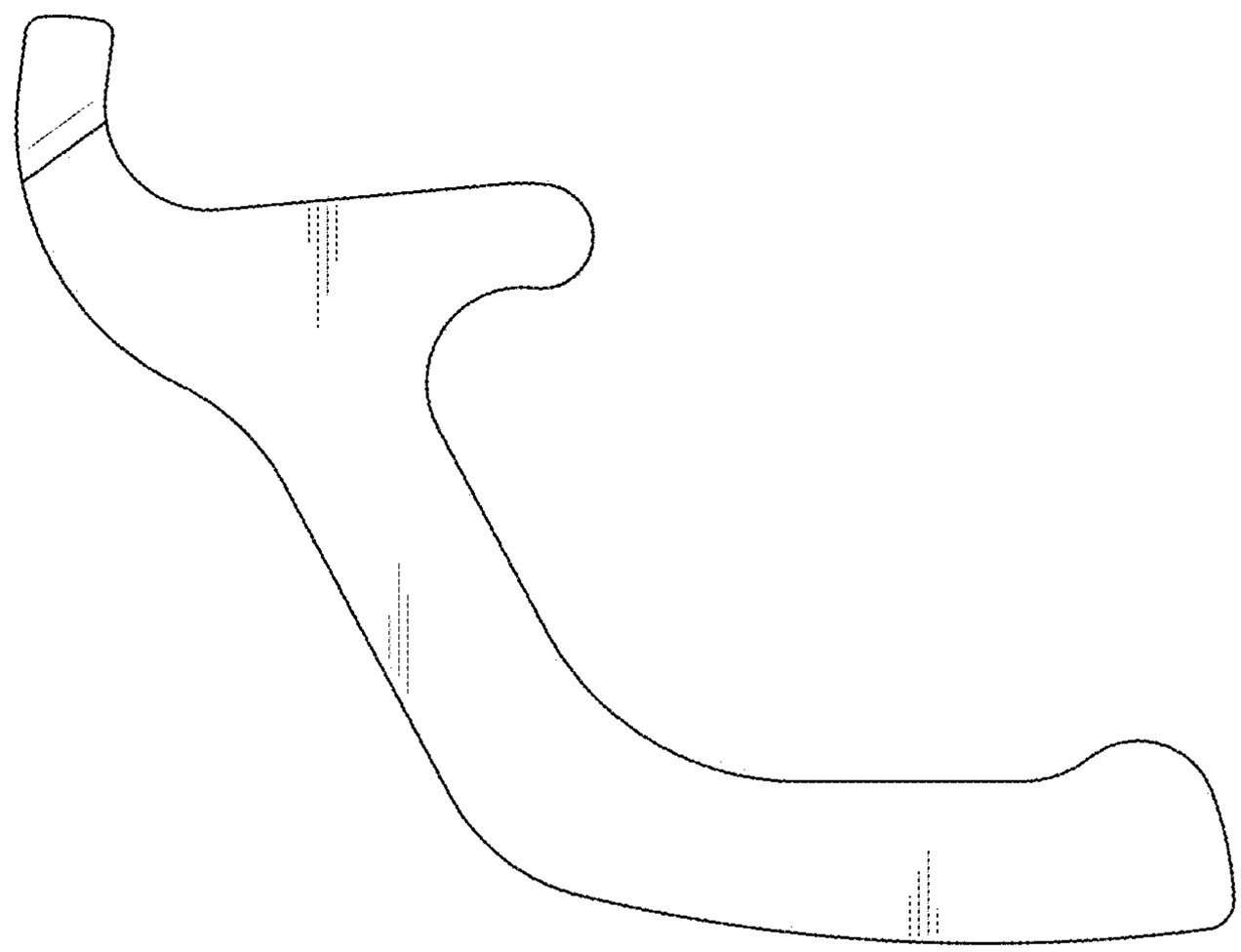

FIG. 12



FIG. 13



FIG. 14

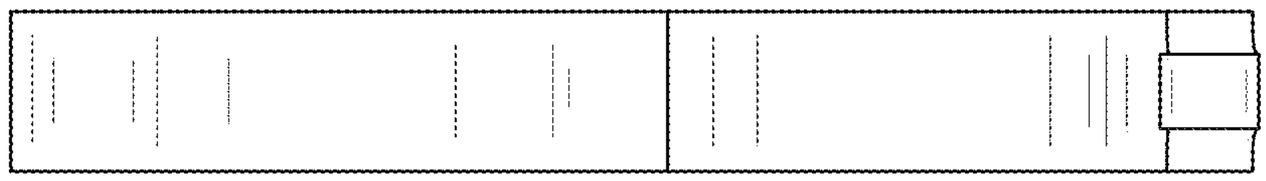

FIG. 15

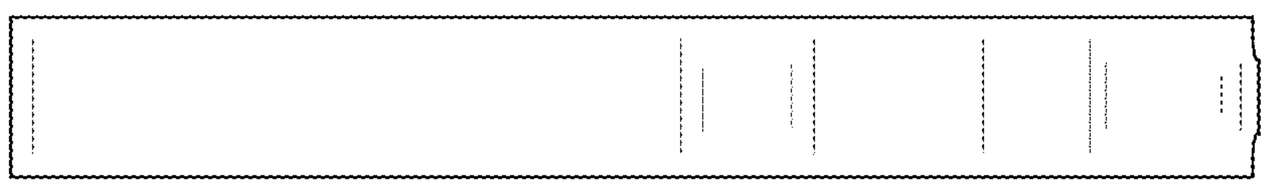

FIG. 16