



US0D1042252S

(12) **United States Design Patent**
Uhrin et al.

(10) **Patent No.: US D1,042,252 S**

(45) **Date of Patent: ** Sep. 17, 2024**

(54) **RADIATOR GRILLE FOR VEHICLE**

(71) Applicant: **VOLKSWAGEN**
AKTIENGESELLSCHAFT,
Wolfsburg (DE)

(72) Inventors: **Michal Uhrin**, Wolfsburg (DE); **Daniel**
Scharfschwerdt, Wolfsburg (DE);
Thomas Stöcker, Wolfsburg (DE)

(73) Assignee: **VOLKSWAGEN**
AKTIENGESELLSCHAFT,
Wolfsburg (DE)

(**) Term: **15 Years**

(21) Appl. No.: **29/861,188**

(22) Filed: **Nov. 28, 2022**

(30) **Foreign Application Priority Data**

Jun. 27, 2022 (WO) WIPO119400

(51) **LOC (14) Cl.** **12-16**

(52) **U.S. Cl.**
USPC **D12/163**

(58) **Field of Classification Search**
USPC D12/86, 90, 91, 92, 96, 98, 163, 164,
D12/167, 169, 171, 172, 181, 190, 196
CPC ... B60R 19/00; B60R 19/52; B60R 2019/525;
B60R 2019/527

See application file for complete search history.

(56) **References Cited**

U.S. PATENT DOCUMENTS

D500,268 S * 12/2004 Otto D12/163
D501,808 S * 2/2005 Otto D12/163
D535,590 S * 1/2007 Hogios D12/163
D584,196 S * 1/2009 Ebel D12/163
D589,853 S * 4/2009 Saridakis D12/163
D607,785 S * 1/2010 Walter D12/163

D614,544 S * 4/2010 Ectors D12/163
D633,832 S * 3/2011 Matei D12/163
D647,011 S * 10/2011 Verhee D12/169
D696,165 S * 12/2013 Campbell D12/163
D712,318 S * 9/2014 Mays D12/171
D712,319 S * 9/2014 Mays D12/171
D712,797 S * 9/2014 Mays D12/171
D723,433 S * 3/2015 George D12/163
D867,229 S * 11/2019 Morikawa D12/163
D880,378 S * 4/2020 Lu D12/163
D885,999 S * 6/2020 Hamilton D12/163
D908,553 S * 1/2021 Bischoff D12/163
D921,544 S * 6/2021 Montoya Bueloni D12/163
D923,524 S * 6/2021 Piaskowski D12/163
D929,276 S * 8/2021 Dewitt D12/163
D931,155 S * 9/2021 Akcay D12/163
D932,954 S * 10/2021 Akcay D12/163

(Continued)

FOREIGN PATENT DOCUMENTS

WO WOD231634-002 * 8/2023

Primary Examiner — Marissa J Cash

Assistant Examiner — Garreth C. Blackwell

(74) *Attorney, Agent, or Firm* — LUCAS & MERCANTI,
LLP; Klaus P. Stoffel

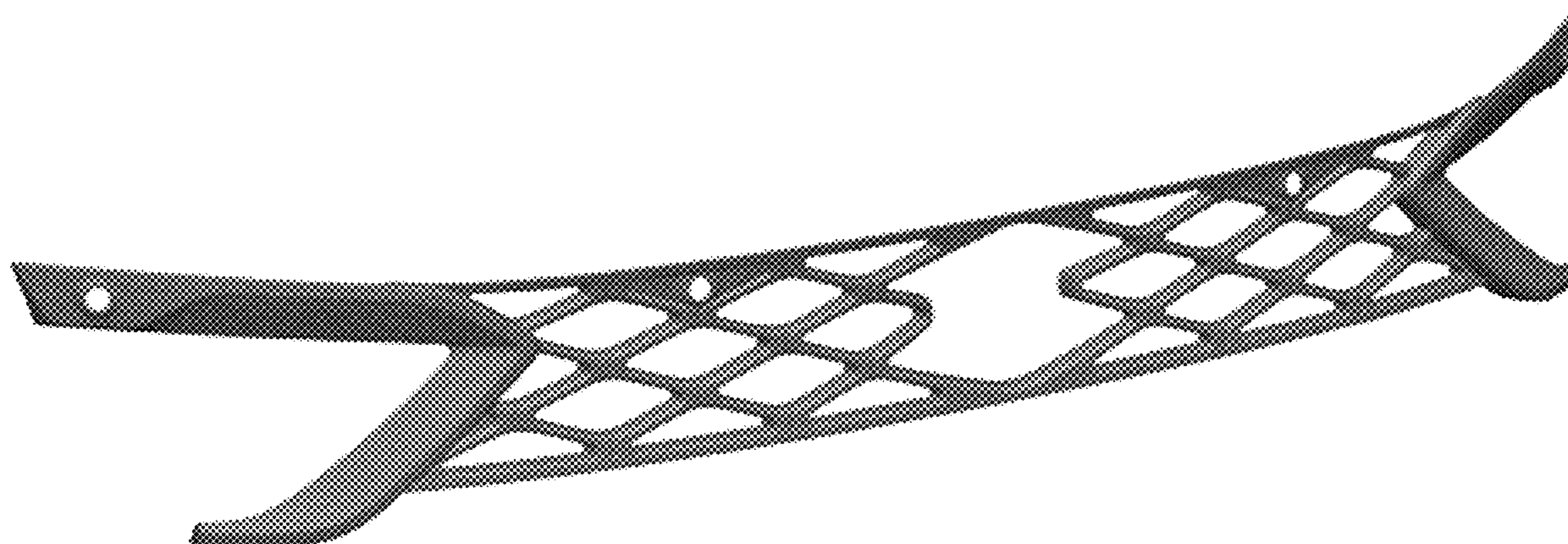
(57) **CLAIM**

The ornamental design for a radiator grille for vehicle, as shown and described.

DESCRIPTION

FIG. 1 is a front and left side perspective view of a radiator grille for vehicle showing our new design;
FIG. 2 is a rear and right side perspective view thereof;
FIG. 3 is a front view thereof;
FIG. 4 is a rear view thereof;
FIG. 5 is a right side view thereof;
FIG. 6 is a left side view thereof;
FIG. 7 is a top view thereof; and,
FIG. 8 is a bottom view thereof.

1 Claim, 4 Drawing Sheets



(56)

References Cited

U.S. PATENT DOCUMENTS

D933,544	S	*	10/2021	Piaskowski	D12/163
D933,547	S	*	10/2021	Hamilton	D12/163
D935,353	S	*	11/2021	Giumentaro	D12/163
D936,530	S	*	11/2021	Kim	D12/163
D937,140	S	*	11/2021	Kim	D12/163
D940,607	S	*	1/2022	Park	D12/163
D951,827	S	*	5/2022	Bischoff	D12/163
D956,634	S	*	7/2022	Harada	D12/163
D958,706	S	*	7/2022	Nakagawa	D12/163
D971,796	S	*	12/2022	Akay	D12/163
D971,797	S	*	12/2022	Akay	D12/163
D989,665	S	*	6/2023	Miyamoto	D12/163
D996,314	S	*	8/2023	Sato	D12/163
D998,514	S	*	9/2023	Kim	D12/163
D998,515	S	*	9/2023	Kim	D12/163
D998,516	S	*	9/2023	Kirzinger	D12/163
D1,020,555	S	*	4/2024	Pavone	D12/163

* cited by examiner

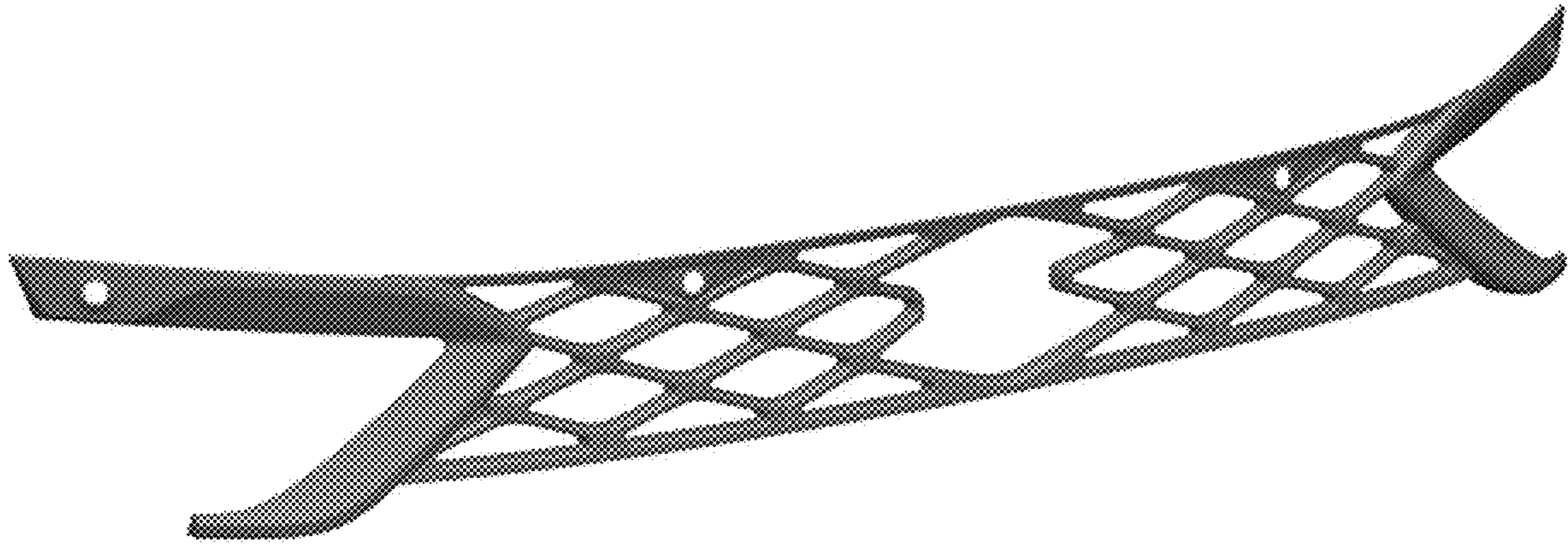


Fig. 1

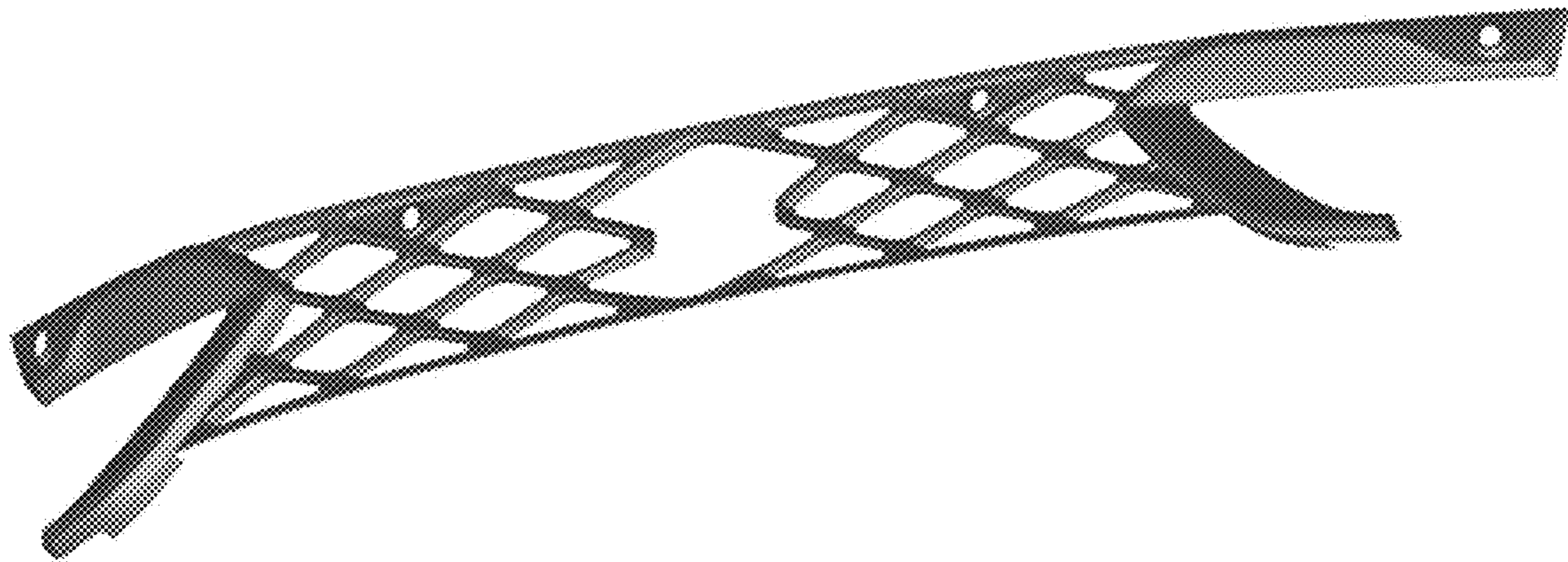


Fig. 2

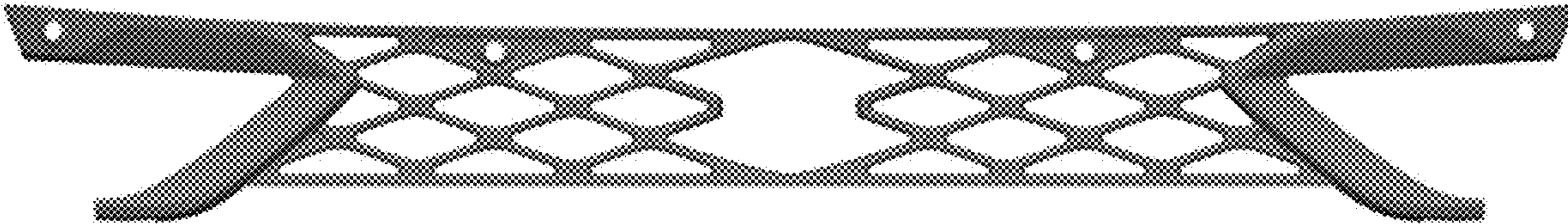


Fig. 3

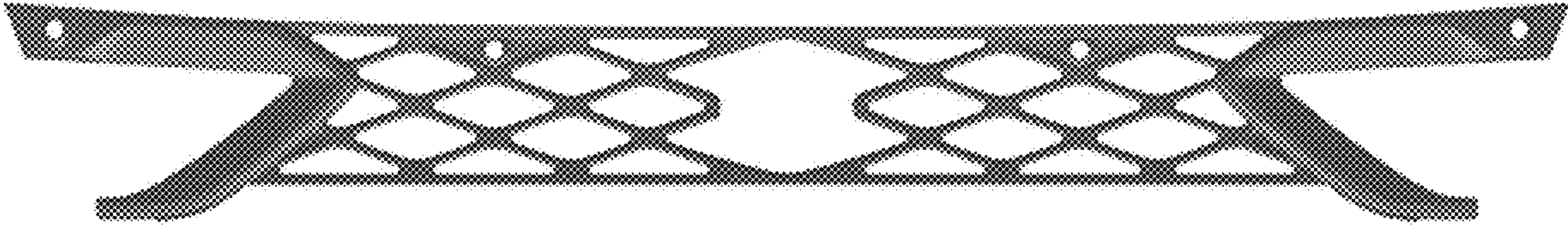


Fig. 4




Fig. 5

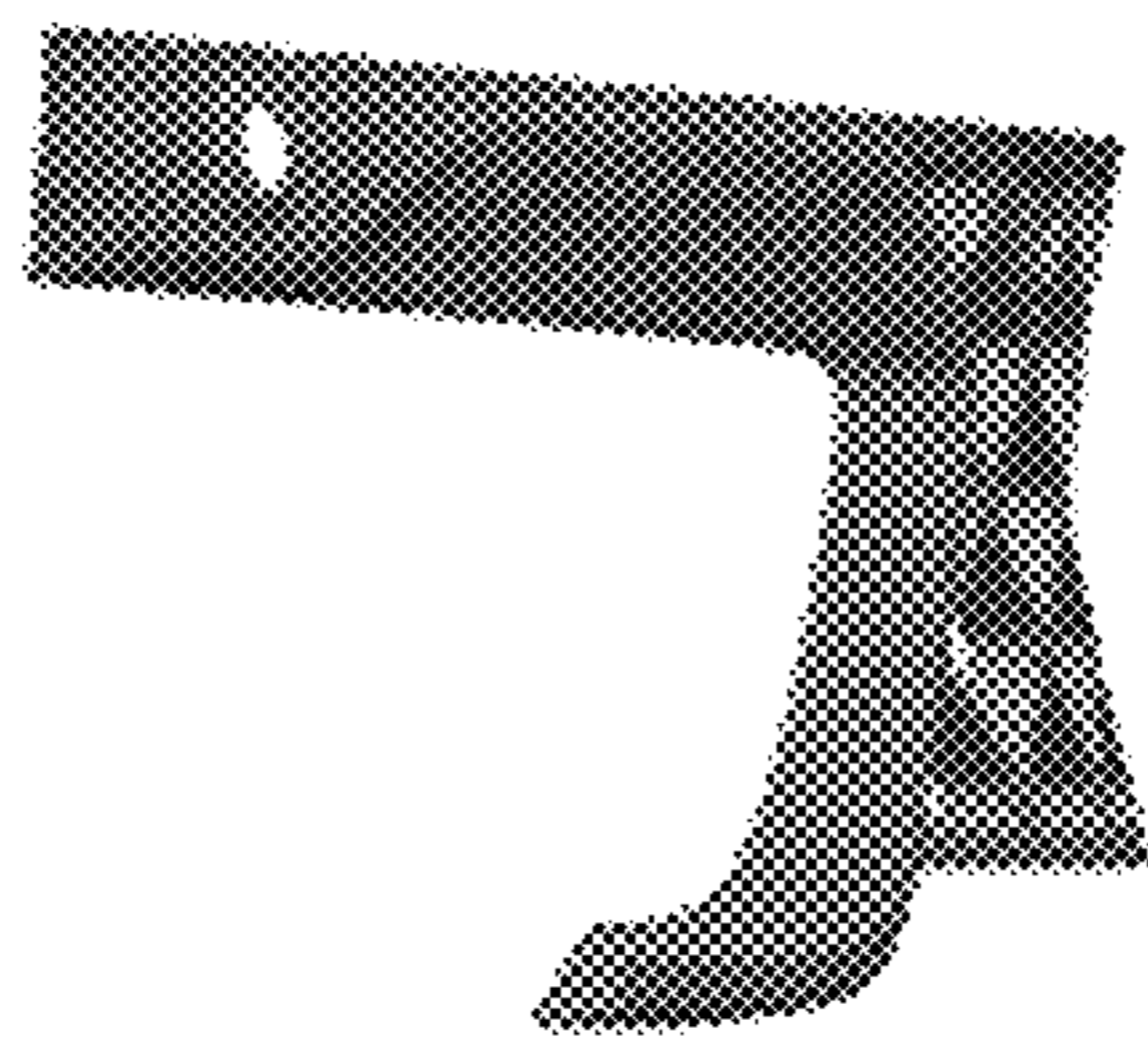


Fig. 6



Fig. 7



Fig. 8