

US0D1040475S

(12) **United States Design Patent** (10) **Patent No.:** **US D1,040,475 S**
Yang (45) **Date of Patent:** **** Sep. 3, 2024**

(54) **BLANKET**
(71) Applicant: **SHENZHEN STARISE CREATION TECHNOLOGY CO., LTD**, Shenzhen (CN)
(72) Inventor: **Kai Yang**, Shenzhen (CN)
(73) Assignee: **SHENZHEN STARISE CREATION TECHNOLOGY CO., LTD**, Shenzhen (CN)

D395,974 S * 7/1998 Mansfield D6/603
D485,645 S * 1/2004 Mongeon D29/100
6,904,855 B2 * 6/2005 Xu D05B 97/00
112/475.08
D517,361 S * 3/2006 Friedman D6/603
D700,458 S * 3/2014 Ngan D5/46
D809,824 S 2/2018 Guo
D821,782 S * 7/2018 Turlick D6/603
D856,031 S * 8/2019 Pearsall D6/603
D860,684 S * 9/2019 Fowler D6/603
D862,118 S * 10/2019 Rogers D6/603

(Continued)

(**) Term: **15 Years**
(21) Appl. No.: **29/937,723**
(22) Filed: **Apr. 16, 2024**

Primary Examiner — Michelle E. Wilson
Assistant Examiner — Clese Moore, Jr.

(30) **Foreign Application Priority Data**

Apr. 12, 2024 (CN) 202430204290.6

(51) **LOC (14) Cl.** **06-13**
(52) **U.S. Cl.**

USPC **D6/603**

(58) **Field of Classification Search**

USPC D2/718, 719; D6/595, 596, 602, 603;
D5/46

CPC A47G 9/0223; A47G 9/02; A47G 9/00;
A47G 9/0207; A47G 9/0238; A47G
9/0261

See application file for complete search history.

(56) **References Cited**

U.S. PATENT DOCUMENTS

D245,057 S * 7/1977 Couturier D5/47
D259,531 S * 6/1981 Prouty 5/413 R
D273,550 S * 4/1984 Segal D6/603
D305,489 S * 1/1990 Sachetti D6/603
D361,686 S * 8/1995 Stearns D6/596
D392,833 S * 3/1998 Haban D5/58

(57) **CLAIM**

The ornamental design for a blanket, as shown and described.

DESCRIPTION

FIG. 1 is a perspective view of a blanket showing my new design;

FIG. 2 is another perspective view thereof;

FIG. 3 is a front elevational view thereof;

FIG. 4 is a rear elevational view thereof;

FIG. 5 is a left side elevational view thereof;

FIG. 6 is a right side elevational view thereof;

FIG. 7 is a top plan view thereof;

FIG. 8 is a bottom plan view thereof;

FIG. 9 is an enlarged view of portion 9 shown in FIG. 1;

FIG. 10 is an enlarged view of portion 10 shown in FIG. 3;


FIG. 11 is an enlarged view of portion 11 shown in FIG. 5;

and,

FIG. 12 is an enlarged view of portion 12 shown in FIG. 7.

The dash-dash broken lines in the drawings depict portions of the blanket that form no part of the claimed design. The dot-dash broken lines represent boundaries of the enlarged portions and form no part of the claimed design.

1 Claim, 12 Drawing Sheets



(56)

References Cited

U.S. PATENT DOCUMENTS

D862,119 S * 10/2019 Rogers D6/603
D877,538 S 3/2020 Katzel
D878,109 S * 3/2020 Rogers D6/603
D896,554 S * 9/2020 Chen D6/603
D902,627 S * 11/2020 Acharya D6/603
D922,097 S * 6/2021 Mittal D6/603
D923,967 S * 7/2021 Robertson D6/598
D970,261 S * 11/2022 Oliveri D5/56
D973,393 S * 12/2022 Dwyer D6/603
D982,358 S * 4/2023 Yi D6/603
D990,926 S * 7/2023 Wang D6/595
D996,092 S * 8/2023 Bamberg D6/602
2006/0130235 A1 * 6/2006 Wilson A47G 9/0207
5/482
2006/0228971 A1 * 10/2006 Bridges D04H 1/492
442/382
2012/0073046 A1 * 3/2012 Inge A47G 9/062
5/420

* cited by examiner




FIG. 1





FIG. 2



10

FIG. 3




FIG. 4

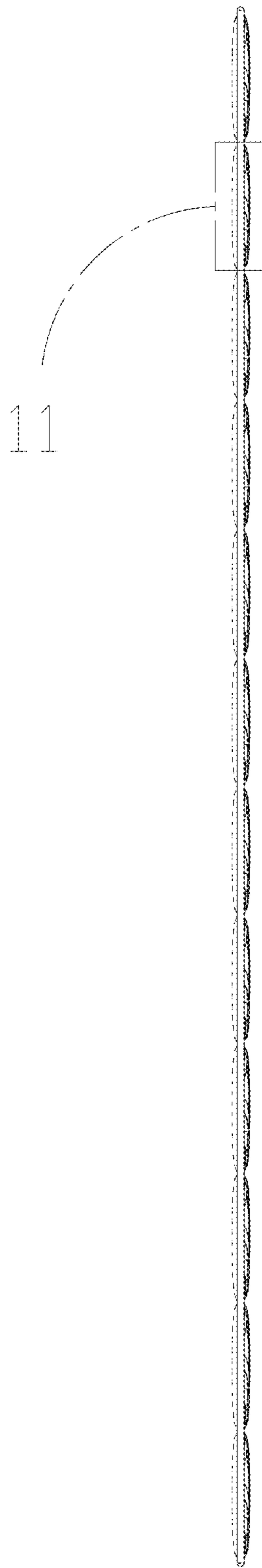


FIG. 5



FIG. 6

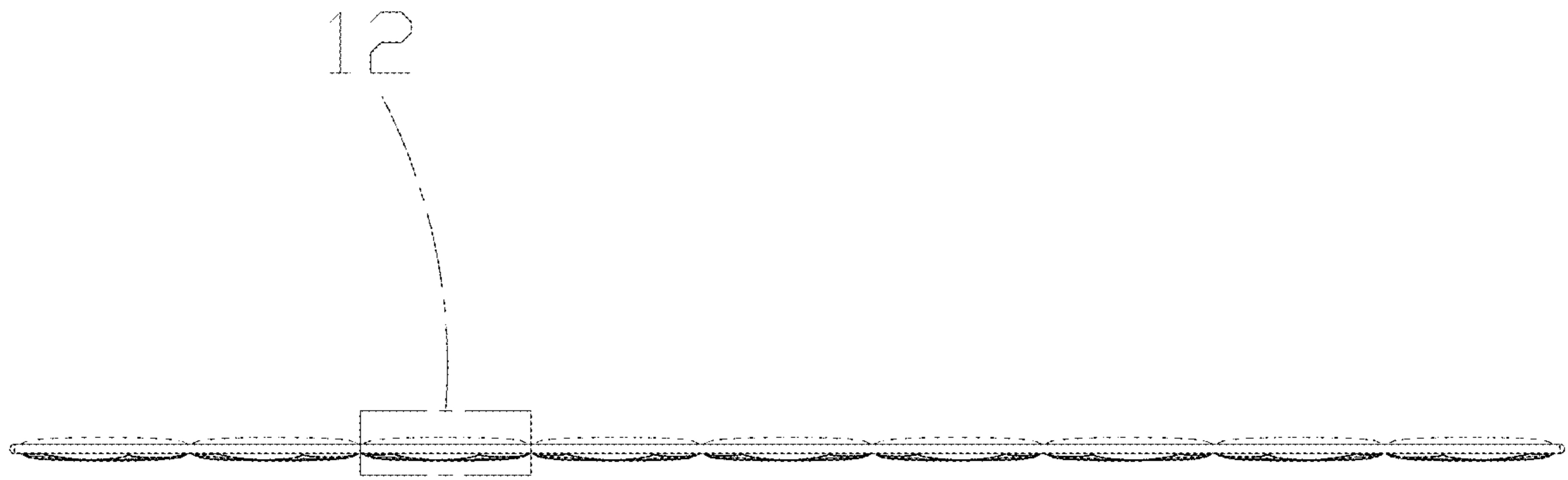


FIG. 7




FIG. 8




FIG. 9




FIG. 10

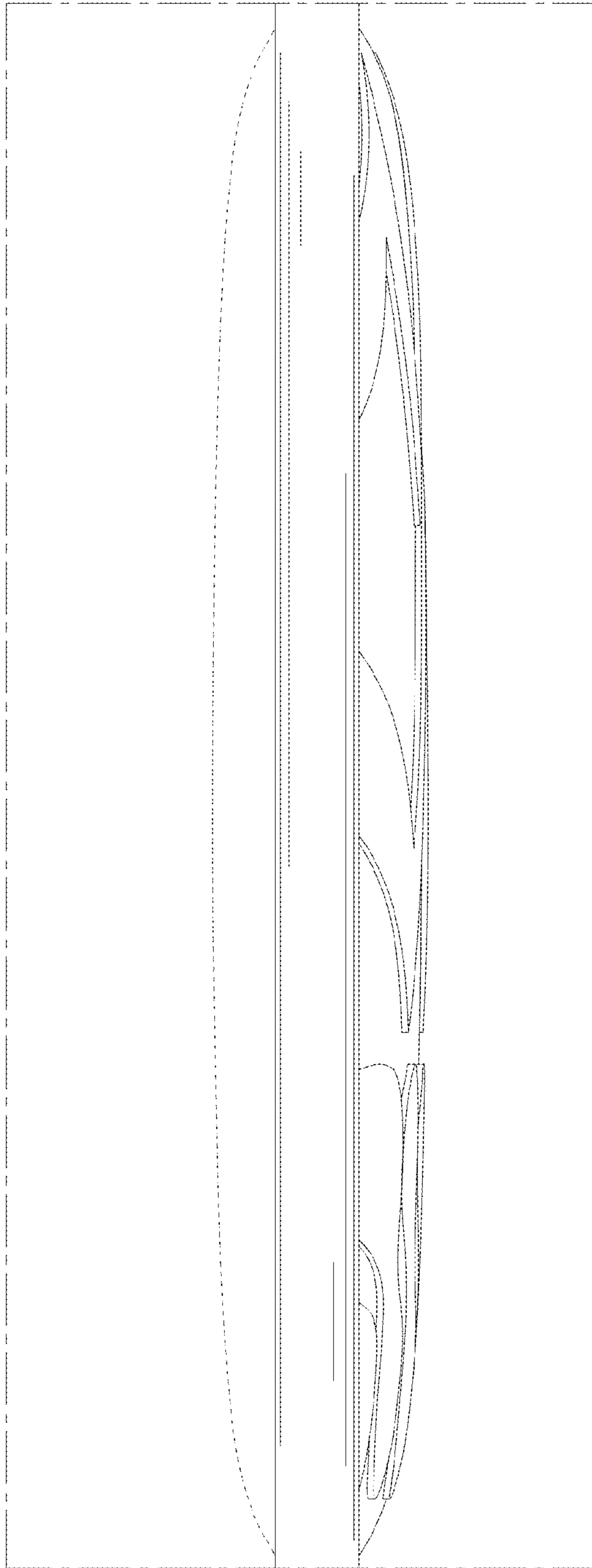


FIG. 11

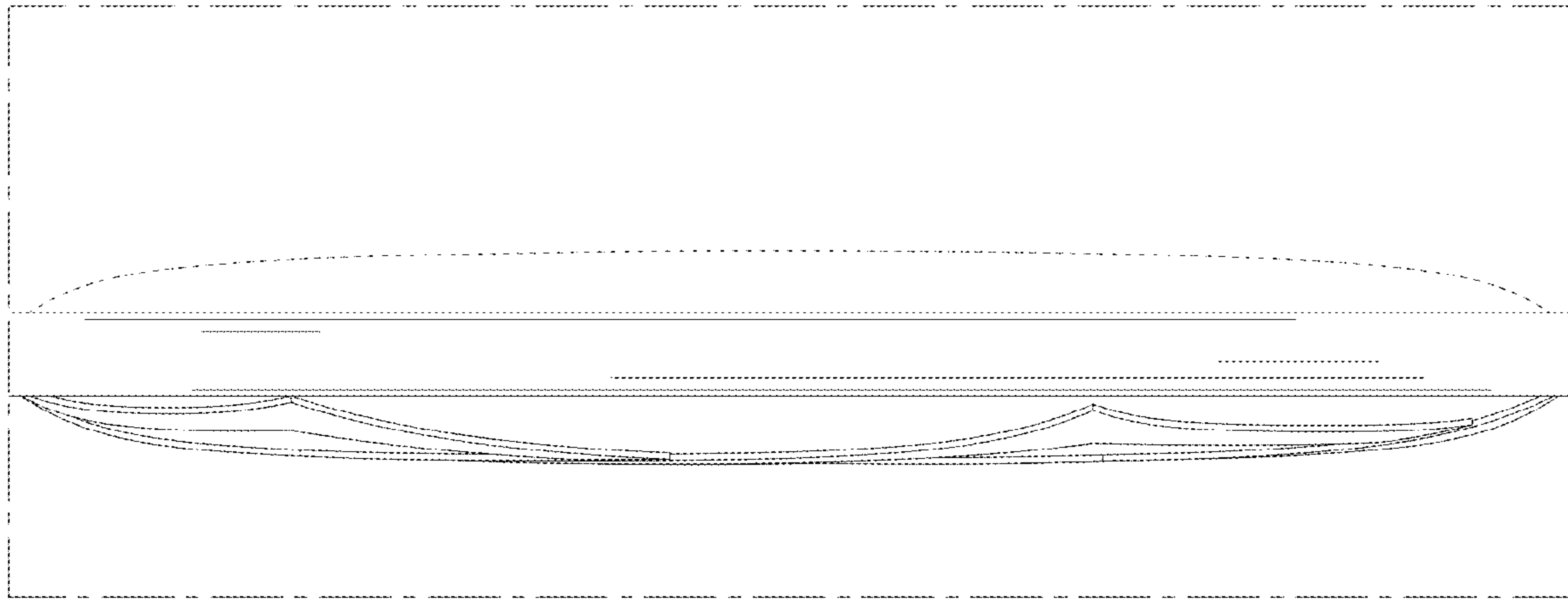


FIG. 12