



US0D1040308S

(12) **United States Design Patent** (10) **Patent No.:** **US D1,040,308 S**
Zhang (45) **Date of Patent:** **** Aug. 27, 2024**

(54) **SINK**

FOREIGN PATENT DOCUMENTS

(71) Applicant: **Shenzhen Tetai Technology Co., Ltd.**,
Shenzhen (CN)

JP D1186288 * 9/2003

(72) Inventor: **Cheng Zhang**, Shenzhen (CN)

OTHER PUBLICATIONS

(73) Assignee: **Shenzhen Tetai Technology Co., Ltd.**,
Shenzhen (CN)

GGW Store: Freestanding Stainless Steel Sink, Commercial Restaurant Sink, Large Double Bowl Sink. https://www.amazon.com/dp/B0BFPQ7CT9/ref=sspa_dk_detail_2?pd_rd_i=B0BFPQ7CT9&pd_rd_w=CLvHD&content-id=amzn1.sym.ecc09a2f-2609-4555-bb4e-a89772637d1c&pf_rd_p=ecc09a2f-2609-4555-bb4e-a89772637d1c&pf_rd_r=PXCNQE12DXPPANW03Z94&pd_rd_wg=CUB1v&pd_rd_r=c8d08ec2-f402-4684-b36f-75476f989981&s=ki (Year: 2022).*

(**) Term: **15 Years**

Hufy Stainless Steel Sink: https://www temu.com/hufy-stainless-steel-sink-freestanding-double-bowl-laundry-sink-with-hot-cold-hoses-outdoor-camping-utility-sink-for-garage-restaurant-backyard-33in-g-601099576303672.html?top_gallery_url=https%3A%2F%2F (Year: 2024).*

(21) Appl. No.: **29/941,690**

(22) Filed: **May 10, 2024**

(51) **LOC (14) Cl.** **23-02**

(52) **U.S. Cl.**
USPC **D23/286**; D23/290

(58) **Field of Classification Search**
USPC D23/284, 286, 287, 290, 293.1, 308
CPC A47B 2220/03; A47B 2077/027; A47B 77/022; A47B 77/06; E03C 1/18; E03C 1/04; E03C 1/33; E03C 1/14
See application file for complete search history.

* cited by examiner

Primary Examiner — Robert A Delehanty

(57) **CLAIM**

The ornamental design for a sink, as shown and described.

DESCRIPTION

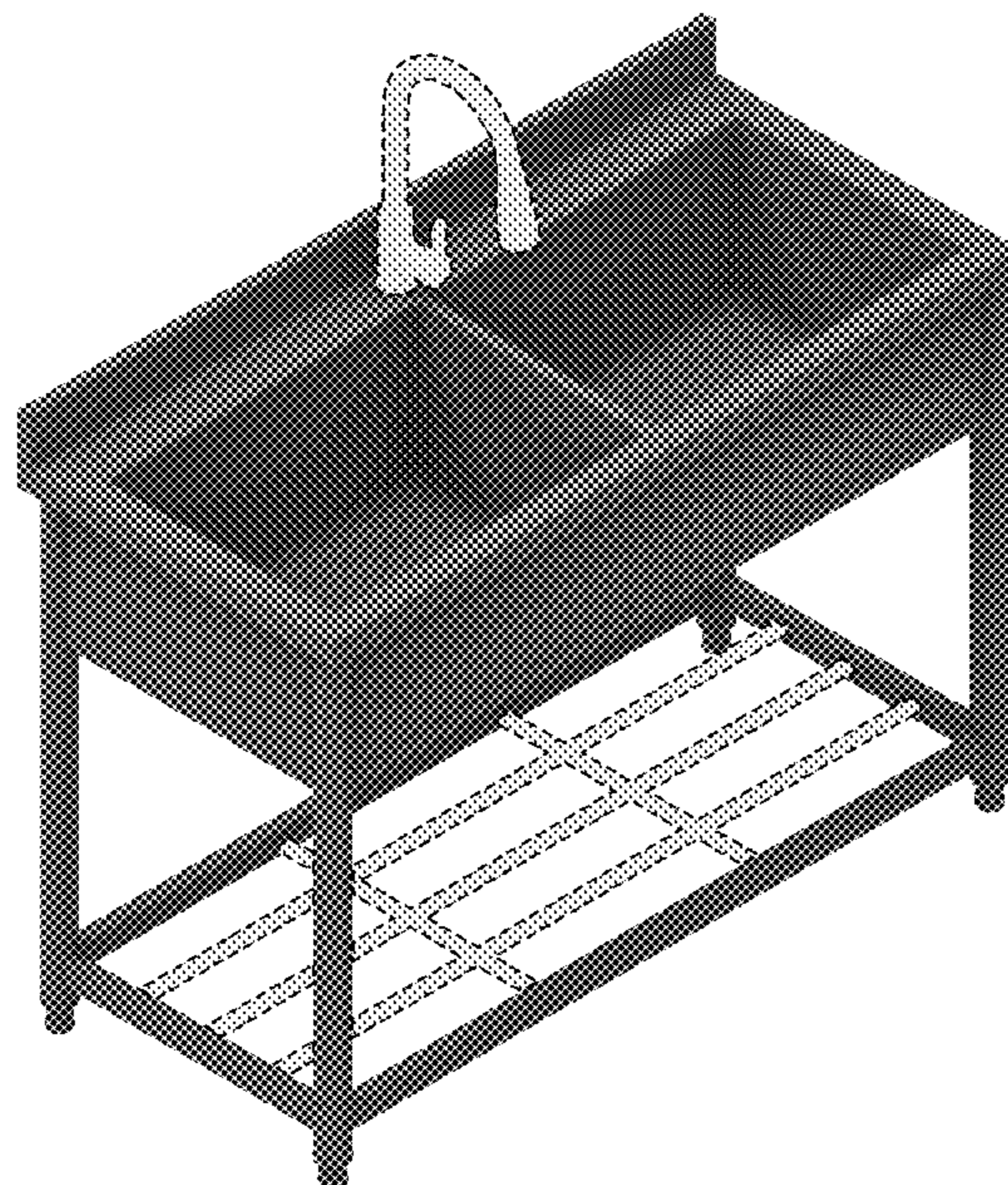
(56) **References Cited**

U.S. PATENT DOCUMENTS

6,453,487	B1 *	9/2002	Babington	E03C 1/18 4/545
D622,082	S *	8/2010	Booth	D6/675
8,015,928	B2 *	9/2011	Chen	A47B 77/06 108/115
D871,562	S *	12/2019	Parekh	D23/290
D948,004	S *	4/2022	Zhang	D23/286
D967,360	S	10/2022	Grybush et al.		
D978,297	S *	2/2023	Çenesiz	D23/284
D981,538	S *	3/2023	Schmid	D23/284
D984,601	S	4/2023	Zhang		
D987,785	S	5/2023	Starck		

FIG. 1 is a first perspective view of a sink showing my new design;
FIG. 2 is a second perspective view thereof;
FIG. 3 is a front view thereof;
FIG. 4 is a back view thereof;
FIG. 5 is a left side view thereof;
FIG. 6 is a right side view thereof;
FIG. 7 is a top view thereof; and,
FIG. 8 is a bottom view thereof.
The broken lines shown in the drawings depict portions of the sink that form no part of the claimed design.

1 Claim, 8 Drawing Sheets



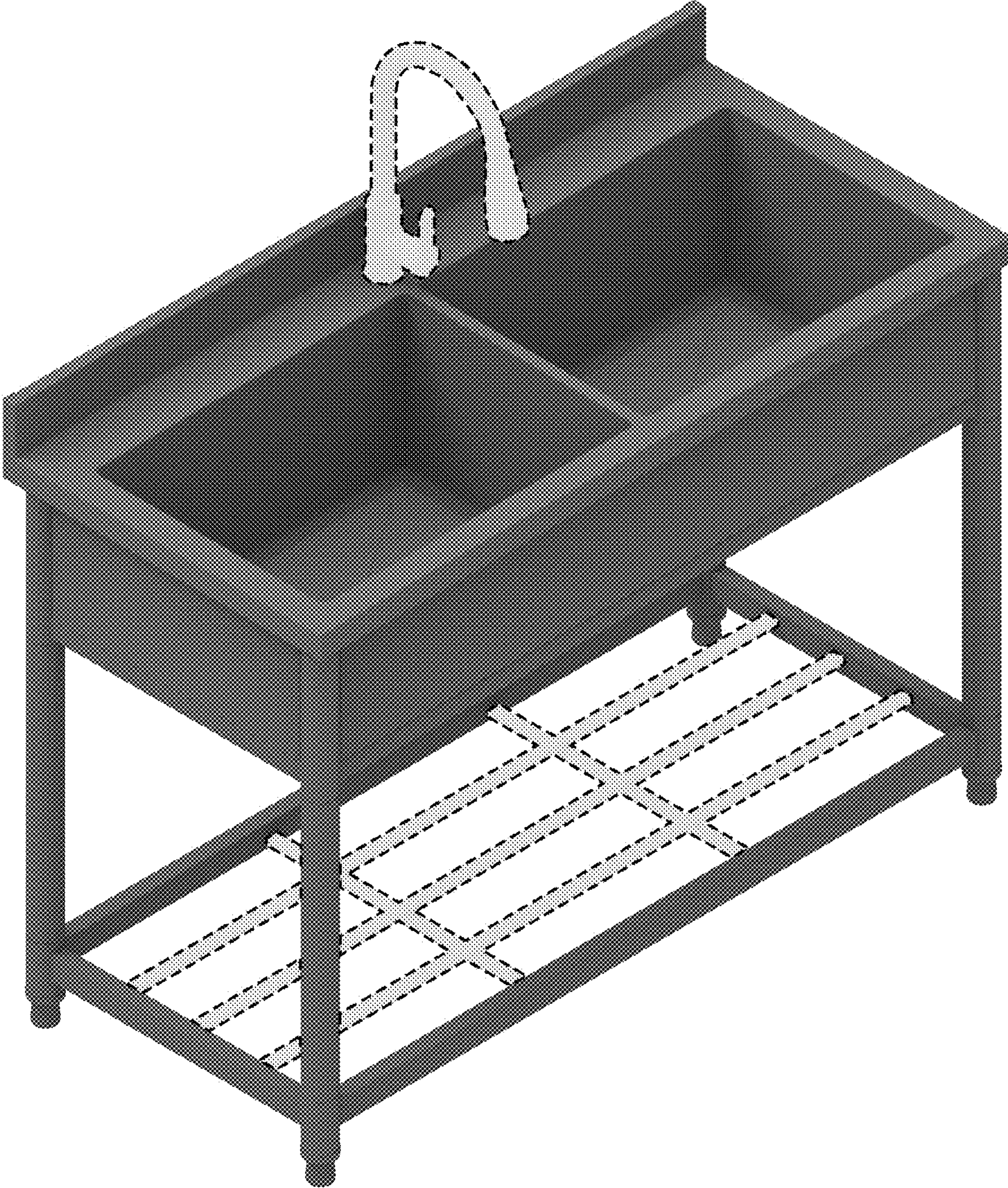


FIG.1




FIG.2

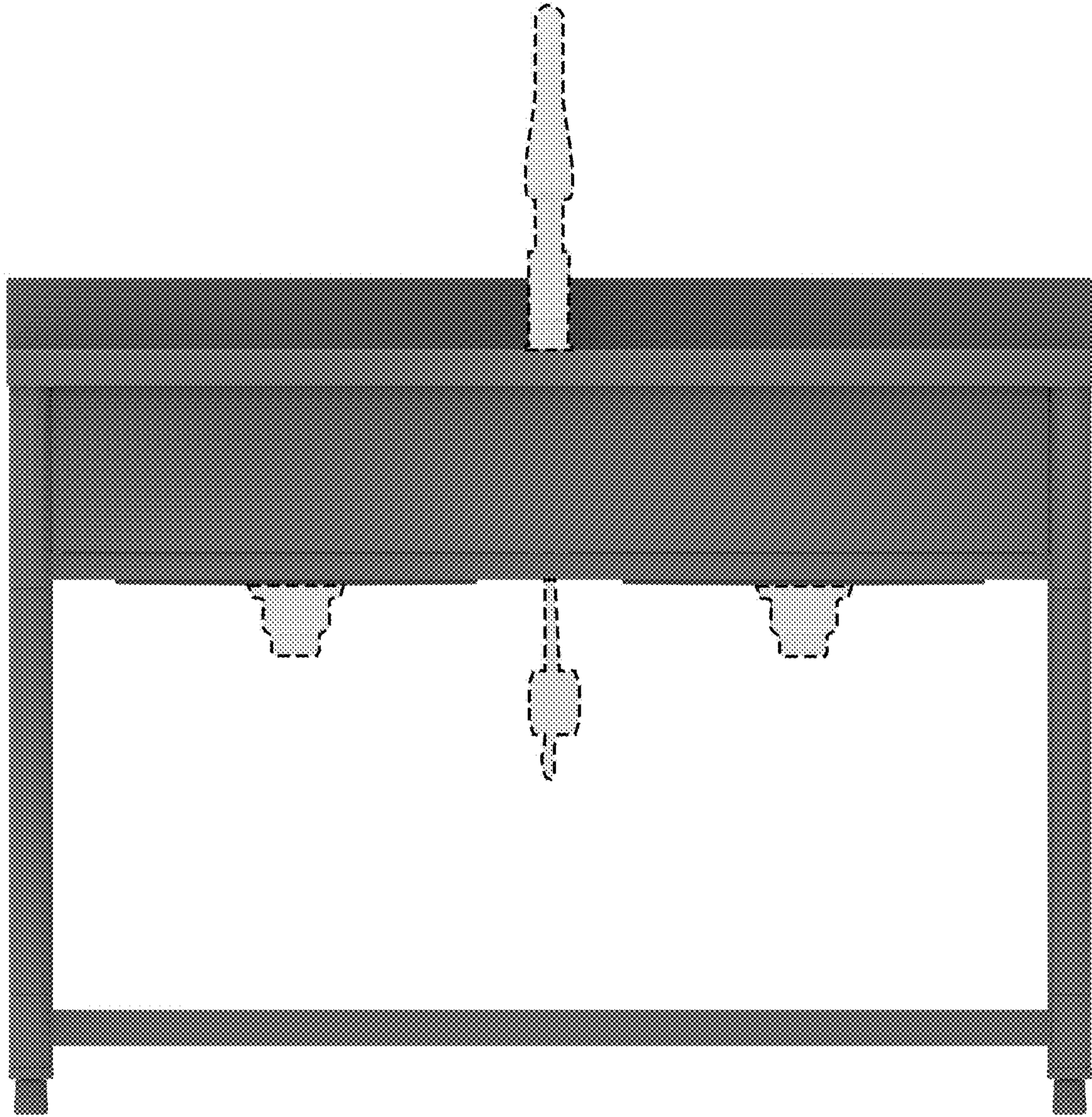


FIG.3




FIG.4

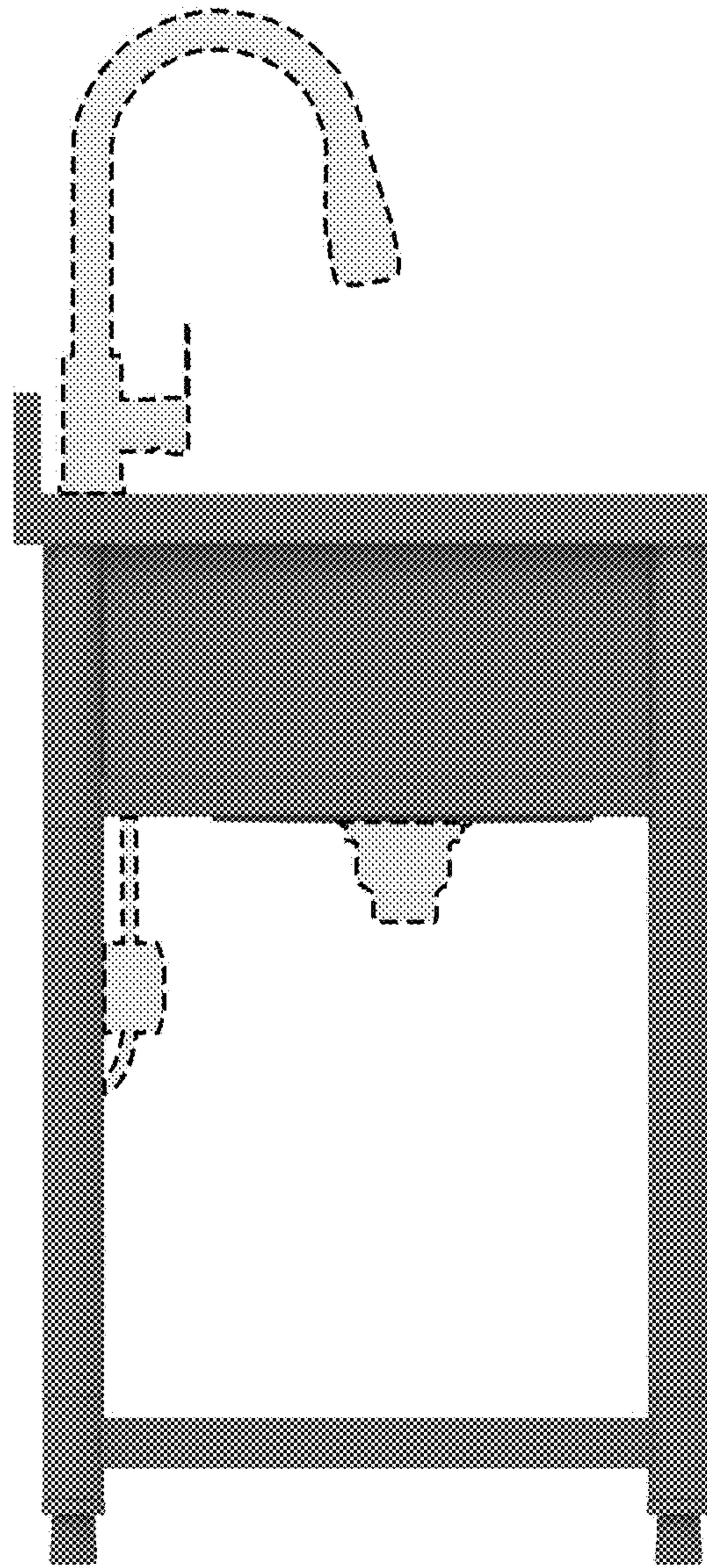


FIG.5

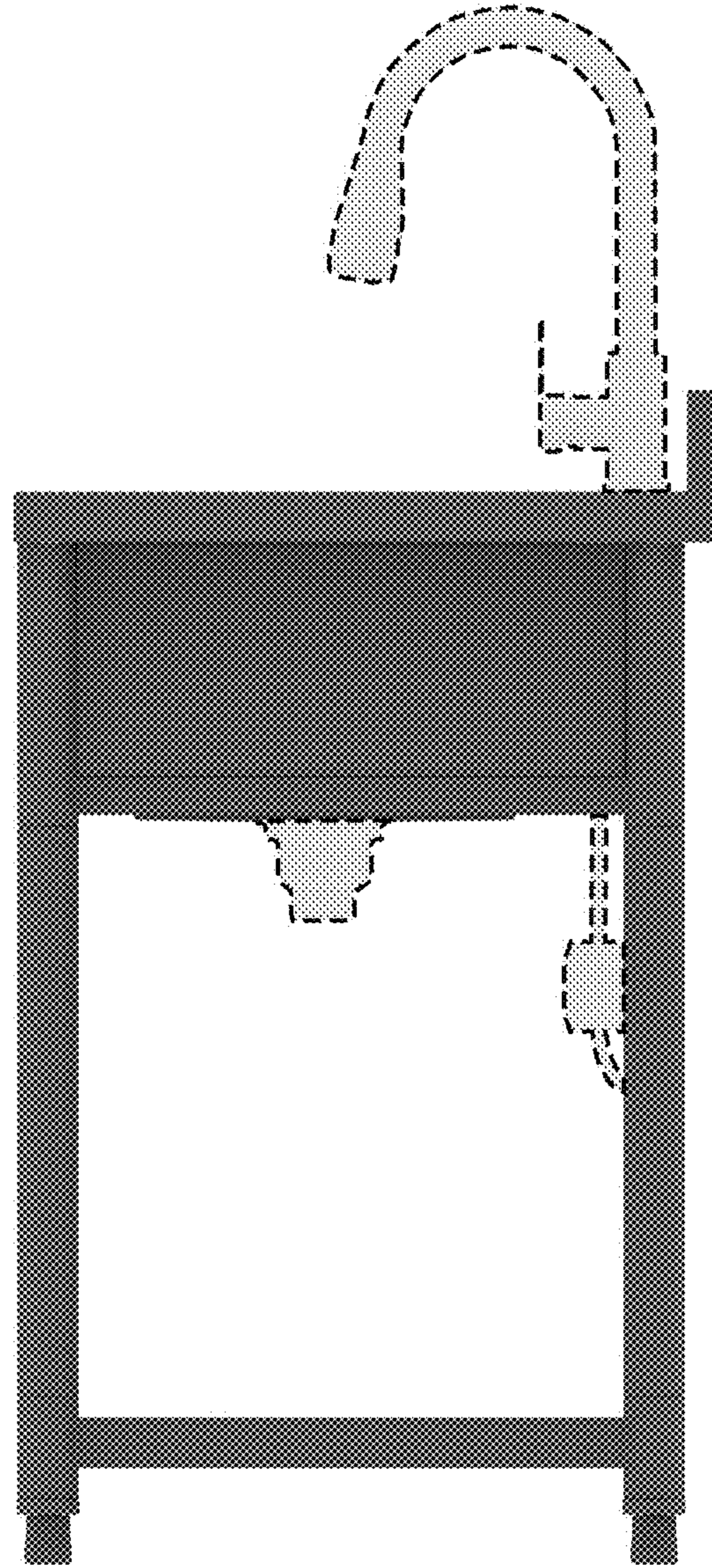


FIG.6




FIG.7

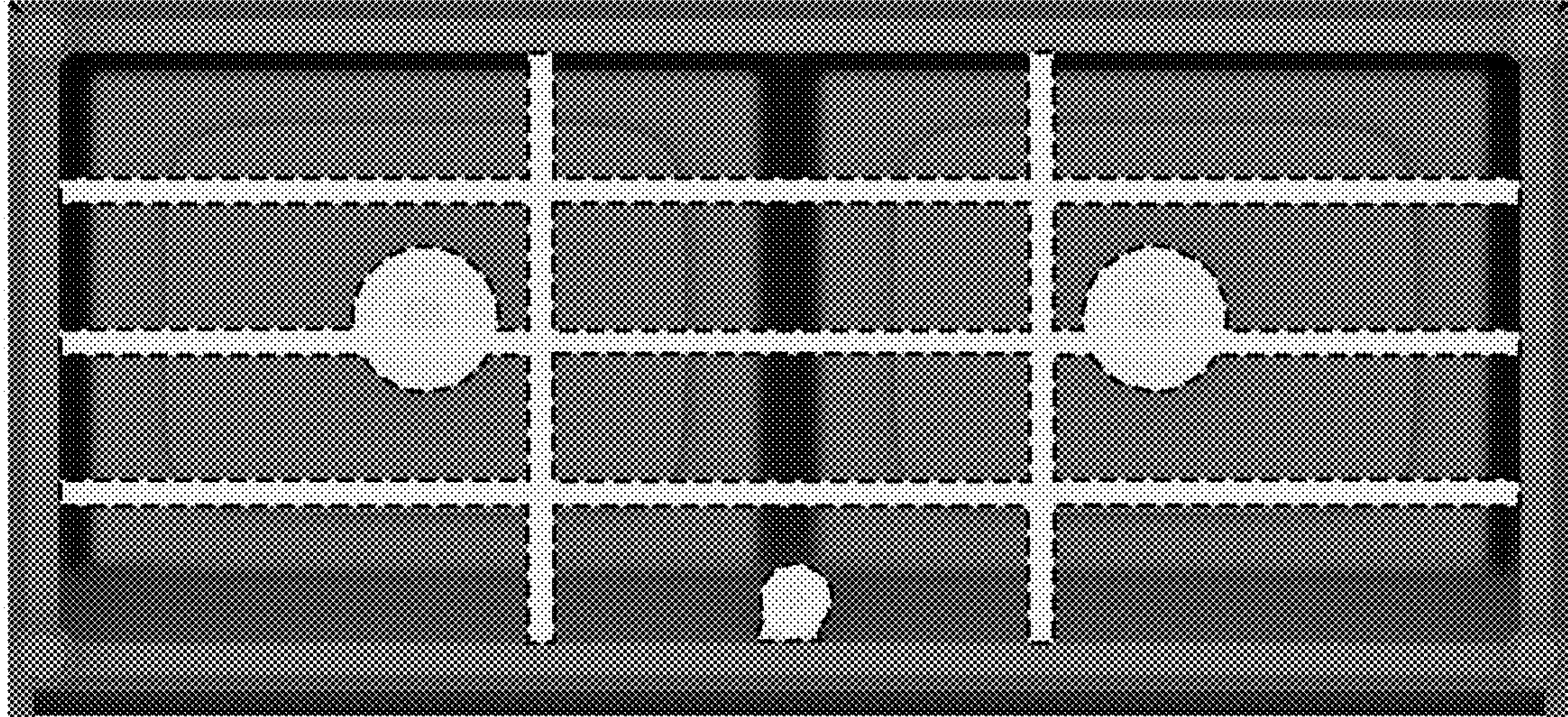


FIG.8