



US0D1039748S

(12) **United States Design Patent** (10) **Patent No.:** **US D1,039,748 S**  
**Jordan** (45) **Date of Patent:** **\*\* Aug. 20, 2024**

- (54) **DECORATIVE LAMP**
- (71) Applicant: **Sherese L. Jordan**, Detroit, MI (US)
- (72) Inventor: **Sherese L. Jordan**, Detroit, MI (US)
- (\*\*) Term: **15 Years**
- (21) Appl. No.: **29/782,928**
- (22) Filed: **May 10, 2021**
- (51) **LOC (14) Cl.** ..... **26-05**
- (52) **U.S. Cl.**  
USPC ..... **D26/110**; D26/93
- (58) **Field of Classification Search**  
USPC ..... D26/24, 40, 65, 85, 93, 104, 105, 106,  
D26/107, 110, 101  
CPC .... F21S 6/00; F21S 6/002; F21S 6/003; F21S  
6/004; F21S 6/005; F21S 6/006; F21S  
6/007; F21W 2131/00; F21W 2131/30;  
F21V 3/00; F21V 3/02; F21V 3/023;  
F21V 3/049; F21V 1/00; F21V 1/04;  
F21V 1/06; F21V 1/14; F21V 1/143  
See application file for complete search history.

(56) **References Cited**

U.S. PATENT DOCUMENTS

D315,614 S *	3/1991	Gismondi	.....	D26/106
D378,861 S *	4/1997	Swanson	.....	D26/110
D383,872 S *	9/1997	Lin	.....	D26/110
D428,184 S *	7/2000	Hsieh	.....	D26/110
D429,537 S *	8/2000	Sherman	.....	D26/110
D429,841 S *	8/2000	Swanson	.....	D26/110
D430,693 S *	9/2000	Hsieh	.....	D26/110
D453,231 S *	1/2002	Swanson	.....	D26/102
D484,267 S *	12/2003	Hsieh	.....	D26/102

D888,321 S *	6/2020	Smrstick	.....	D26/93
D919,163 S *	5/2021	Weisdorf	.....	F21S 6/00 D26/106
D1,009,347 S *	12/2023	Wang	.....	D26/112
2017/0023212 A1 *	1/2017	Kim	.....	F21S 6/002

\* cited by examiner

*Primary Examiner* — Clint A Samuel

(57) **CLAIM**

The ornamental design for a decorative lamp, as shown and described.

**DESCRIPTION**

The file of this patent contains at least one drawing/photograph executed in color. Copies of this patent with color drawing(s)/photograph(s) will be provided by the Office upon request and payment of the necessary fee.

FIG. 1 is a top-front-left perspective view of a decorative lamp showing my new design;

FIG. 2 is a bottom-rear-right perspective view thereof;

FIG. 3 is a front elevational view thereof;

FIG. 4 is a rear elevational view thereof;

FIG. 5 is a left-side elevational view thereof;

FIG. 6 is a right-side elevational view thereof;

FIG. 7 is a top plan view thereof;

FIG. 8 is a bottom plan view thereof; and,

FIG. 9 is a front elevational view of a second embodiment of a decorative lamp shown broken away, that being the only difference from the embodiment shown in FIGS. 1 through 8.

The broken lines shown in drawings are included for the purpose of illustrating portions of the lighting device, and form no part of the claimed design.

**1 Claim, 9 Drawing Sheets**  
**(9 of 9 Drawing Sheet(s) Filed in Color)**

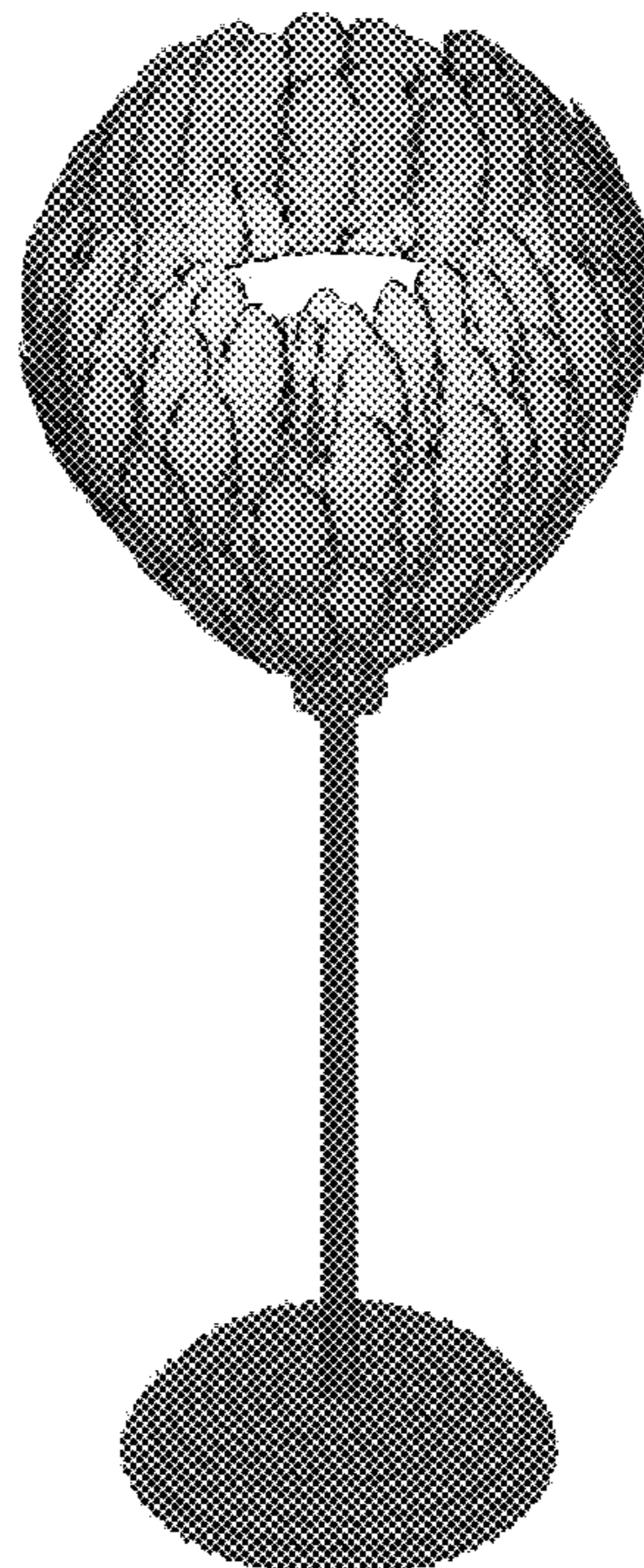




FIG. 1






FIG. 2



FIG. 3




FIG. 4






FIG. 5




FIG. 6






FIG. 7






FIG. 8



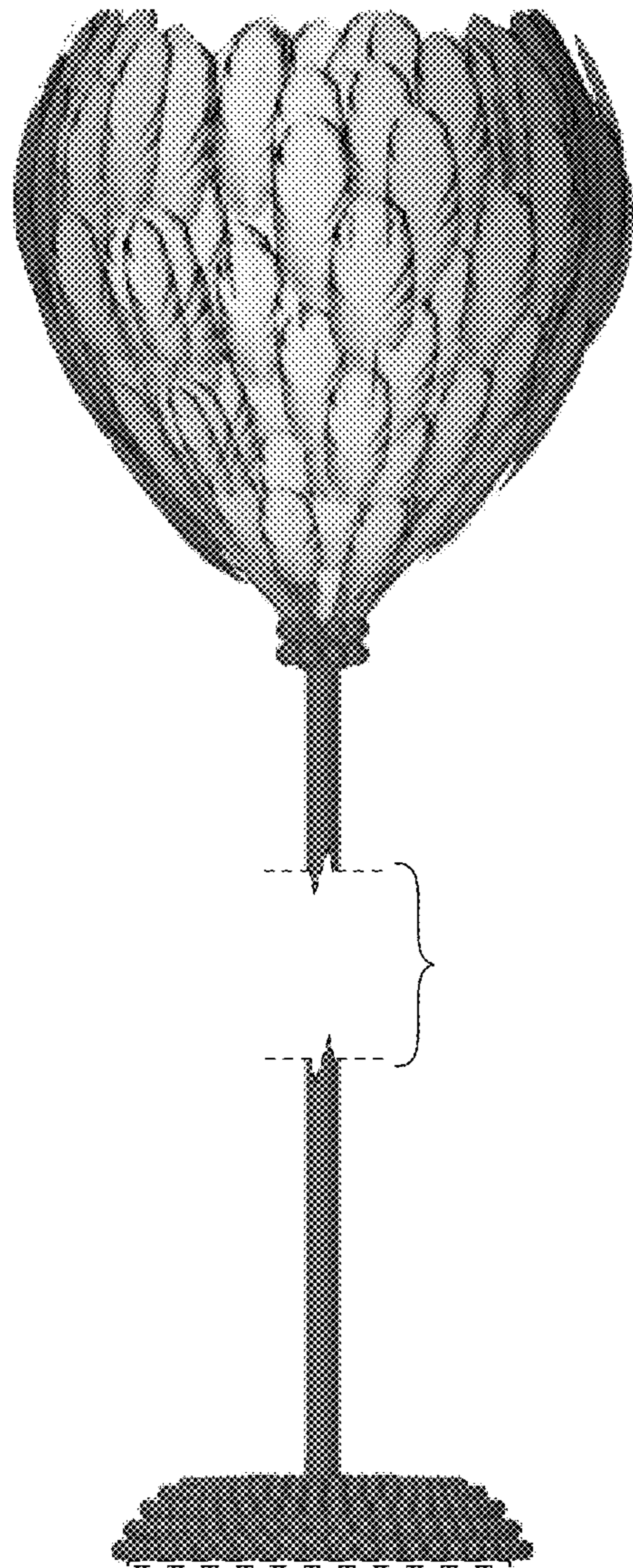


FIG. 9